



School Profile

2018–2019



OUR MISSION

Concord Academy engages its students in a community animated by a love of learning, enriched by a diversity of backgrounds and perspectives, and guided by a covenant of common trust.

Founded
1922

Location
Concord, Mass.

Campus Size
39 acres

Grades
9–12

Students
395

Faculty
68

Concord Academy is an independent, coeducational boarding and day school known for world-class faculty, passionate students, and graduates who make their mark on the world. Innovative teaching drives our wide-as-you-can-dream curriculum. Our rigorous approach to the sciences, arts, and humanities is infused with opportunities for intellectual growth, experimentation, and hands-on learning.

While academics are central at CA, time outside the classroom makes up the majority of each day. Whether it's club meetings held over dinner, athletic games, impromptu jam sessions, study groups on the quad, or movies in the student houses, CA students enjoy their extracurricular time in many constructive, relaxing, and fun ways.

The chameleon, CA's mascot, is an enduring symbol of adaptability to a changing world while remaining true to oneself.



Student Life

Whether dancers or doctors, ambassadors or athletes, CA graduates go on to make their mark on the world and join a vibrant alumnae/i community.

395

Number of students
grades 9–12

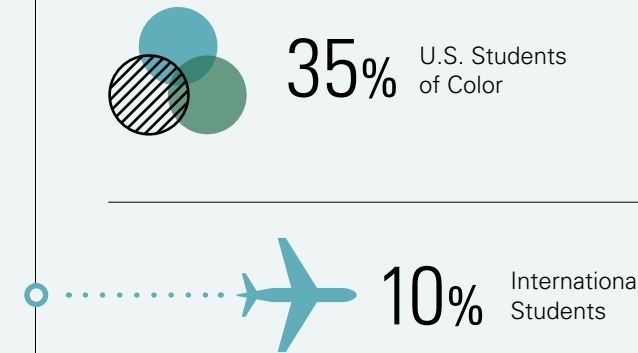
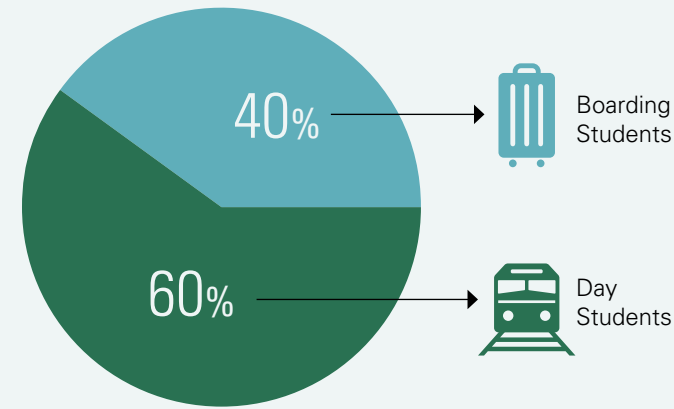
70+

Clubs and Organizations



“I cannot say enough good things about how Concord Academy prepared me for college. Not only was I academically prepared — I was prepared emotionally, as a person. This has proven even more useful than academics. I came into college feeling comfortable in myself, steady, and confident in my own abilities.”

YOUNG CA ALUM



Academics


With over 200 classes offered and a low student-to-teacher ratio, each student's experience is unique. Our students are challenged to think creatively and supported as they explore their passions and develop new ones.



200+
Courses in the Course Catalog

AP EXAMINATIONS

Our curriculum includes advanced and accelerated courses to prepare students to excel. Although CA does not offer AP courses, each year many students perform well on AP exams.

 **94**
AP Examinations

 **18**
Subjects

93%
Scored a 3 or higher

Score of 5: **33**

Score of 4: **35**

Score of 3: **19**

1. Biology
2. Calculus AB
3. Calculus BC
4. Chemistry
5. Chinese Language and Culture
6. Computer Science A
7. English Language and Composition
8. English Literature and Composition
9. French Language and Culture
10. German Language and Culture
11. Latin
12. Microeconomics
13. Music Theory
14. Physics 1
15. Physics C: Mechanics
16. Spanish Language and Culture
17. Statistics
18. U.S. History

68

Number of Faculty Members

6:1



Student-to-Teacher Ratio

With an average class size of 12 students

GPA + SAT STATISTICS

Class Year		Average GPA	Evidence-Based Reading and Writing	Mathematics
2019	End of Junior Year	3.55	680	710
	End of Senior Year	3.54	710	720
2018	End of Junior Year	3.52	690	690
	End of Senior Year	3.54	710	720

Courses taken in the ninth grade and at schools other than CA are excluded in the calculated GPA.

NATIONAL MERIT SCHOLARSHIP PROGRAM

	Semifinalists	Commended
Class of 2019	7	21
Class of 2018	5	19
Class of 2017	3	28

College Matriculation

This list indicates first-year matriculation from 2014 to 2018 and does not reflect college transfers. 100% of graduates attend four-year institutions either directly or after an interim-year experience.

Tufts University	25	Colorado College	7	Dartmouth College	4
Wesleyan University	22	Princeton University	7	Pitzer College	4
New York University	19	Williams College	7	Scripps College	4
Northeastern University	13	Boston University	6	Swarthmore College	4
Smith College	13	Emory University	6	University of California, Los Angeles	4
Barnard College	12	Hamilton College	6	University of Southern California	4
Middlebury College	12	Haverford College	6	Wellesley College	4
Cornell University	11	Oberlin College	6	Amherst College	3
Washington University in St. Louis	11	Yale University	6	Bryn Mawr College	3
Bates College	10	Bowdoin College	5	Colby College	3
Columbia University	10	Brandeis University	5	George Washington University	3
Northwestern University	10	Davidson College	5	Harvey Mudd College	3
Skidmore College	10	Harvard University	5	Macalester College	3
Brown University	9	Johns Hopkins University	5	Mount Holyoke College	3
Carleton College	8	Kenyon College	5	Muhlenberg College	3
Connecticut College	8	Sarah Lawrence College	5	Rhode Island School of Design	3
College of the Holy Cross	7	Carnegie Mellon University	4	Trinity College	3
				Union College	3
				University of Chicago	3
				University of Edinburgh (UK)	3
				University of Massachusetts, Amherst	3
				University of Pennsylvania	3

University of St. Andrews (UK)	3	Allegheny College	1
University of Vermont	3	Art Institute of Chicago	1
Babson College	2	Bennington College	1
Bard College	2	Boston College	1
Claremont McKenna College	2	Bucknell University	1
Duke University	2	Champlain College	1
Emerson College	2	Clark University	1
Eugene Lang College of Liberal Arts, The New School	2	Colgate University	1
Georgetown University	2	College of Wooster	1
Massachusetts Institute of Technology	2	Colorado State University	1
Pomona College	2	Dickinson College	1
Rochester Institute of Technology	2	Elon University	1
St. Lawrence University	2	Florida Institute of Technology	1
Stanford University	2	Grinnell College	1
Syracuse University	2	Guilford College	1
Tulane University	2	Hampshire College	1
University of California, Santa Cruz	2	Hillsdale College	1
University of Colorado, Boulder	2	Hobart and William Smith Colleges	1
University of Michigan	2	Hofstra University	1
University of Rochester	2	Institut d'Études Politiques de Paris (Sciences Po)	1
University of Texas, Austin	2	Marlboro College	1
Vanderbilt University	2	Oberlin Conservatory of Music	1
Vassar College	2	Occidental College	1
William & Mary	2	Ohio Wesleyan University	1
Worcester Polytechnic Institute	2	Olin College of Engineering	1



98 Average Size of Graduating Class

Pratt Institute	1
Providence College	1
Salve Regina University	1
Santa Clara University	1
Simmons College	1
Trinity College Dublin (Ireland)	1
Trinity Laban Conservatoire of Music and Dance (UK)	1
United States Military Academy, West Point	1
University of London	1
University of Miami	1
University of Puget Sound	1
University of Redlands	1
University of Toronto (Canada)	1
University of Virginia	1
University of Wisconsin, Madison	1
Waseda University (Japan)	1
Washington and Lee University	1
Wheaton College	1

College Counseling

At CA, we believe that an ideal college application process is marked by balance, careful planning, and reduced stress, as well as satisfying results.

GRADUATION REQUIREMENTS

All students are expected to take a minimum of fourteen credits per semester with four major courses earning three credits each per semester. The maximum credit load is twenty credits per semester. In some cases, a student is permitted to audit courses beyond the twenty-credit limit.

ENGLISH

4 years

HISTORY

2.5 years, specific levels

MODERN + CLASSICAL LANGUAGES

Completion of a third-level course in French, German, Latin, Mandarin, or Spanish

SCIENCE

2.5 years

MATHEMATICS

Geometry 2 and one course beyond Algebra 2

COMPUTER SCIENCE

Demonstrated proficiency

PERFORMING + VISUAL ARTS

10 credits, including 2 credits in each department

HEALTH + WELLNESS

Health and Wellness course in grades 9–11

ATHLETICS

Grades 9–10:
3 seasons each year

Grades 11–12:
2 seasons each year

CCO Team

Peter Jennings

Director of College Counseling

Jillian O'Connell

Administrative Assistant

Kate Peltz

Director of College Counseling

Alyse Ruiz-Selsky

Director of Student Life and College Counselor

Alison Tomlin

College Counselor

Richard Hardy

Head of School

John Drew

Assistant Head of School, Academic Dean



“CA prepared me for college better than any other person I know.”

YOUNG CA ALUM