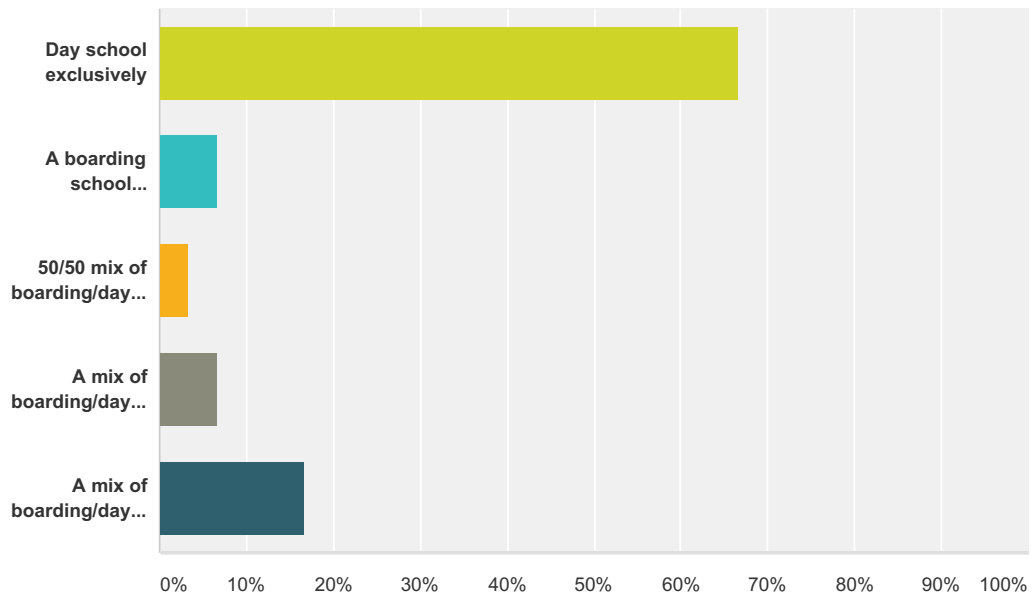


### Q1 Which best describes the student composition of your school?

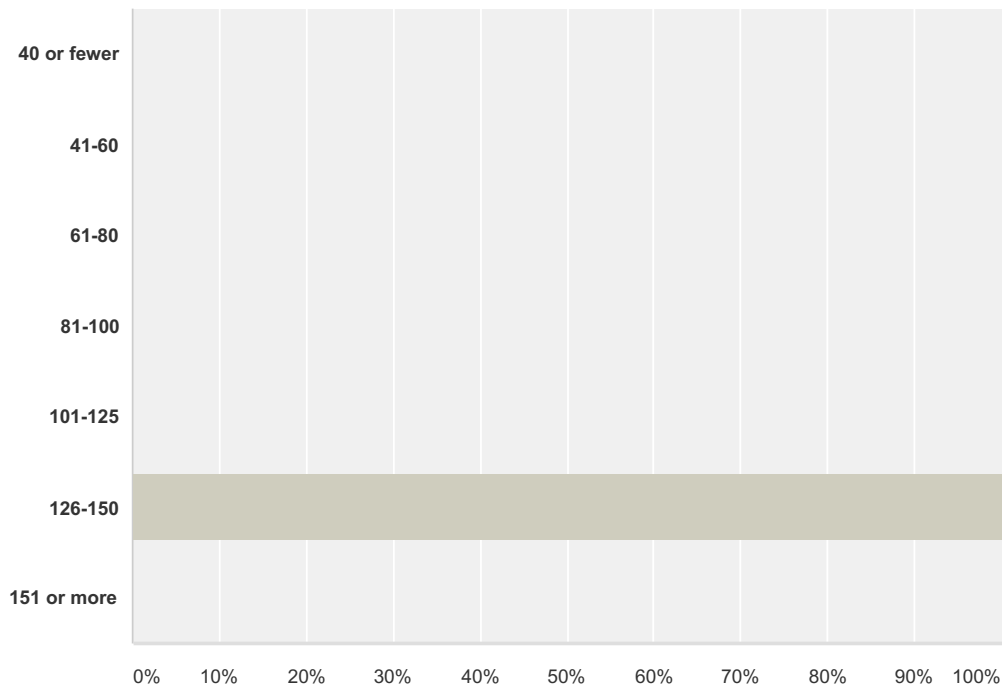
Answered: 30 Skipped: 0



Answer Choices	Responses
Day school exclusively	66.67% 20
A boarding school exclusively	6.67% 2
50/50 mix of boarding/day students	3.33% 1
A mix of boarding/day with more day students	6.67% 2
A mix of boarding/day with more boarding students	16.67% 5
<b>Total</b>	<b>30</b>

## Q2 How many students are in your 2016-2017 senior class?

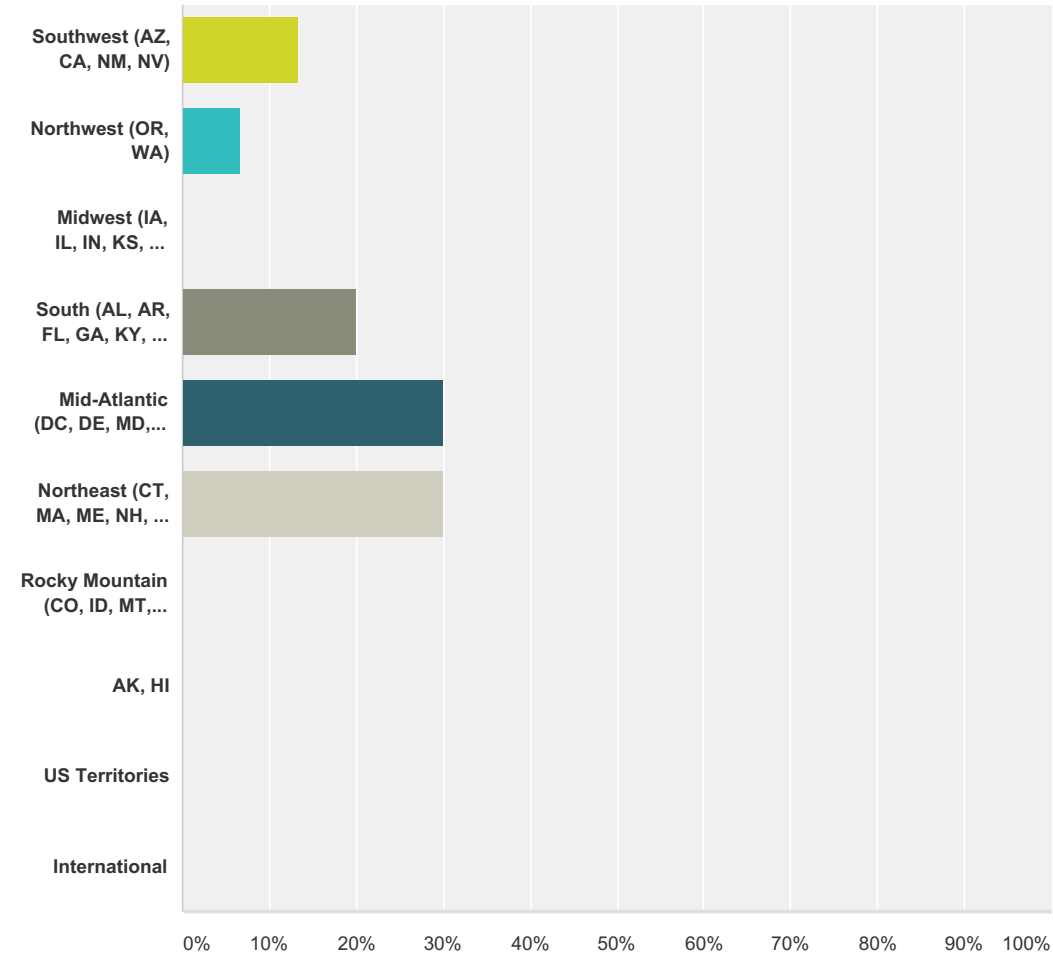
Answered: 30 Skipped: 0



Answer Choices	Responses
40 or fewer	0.00% 0
41-60	0.00% 0
61-80	0.00% 0
81-100	0.00% 0
101-125	0.00% 0
126-150	100.00% 30
151 or more	0.00% 0
<b>Total</b>	<b>30</b>

### Q3 Where is your school located?

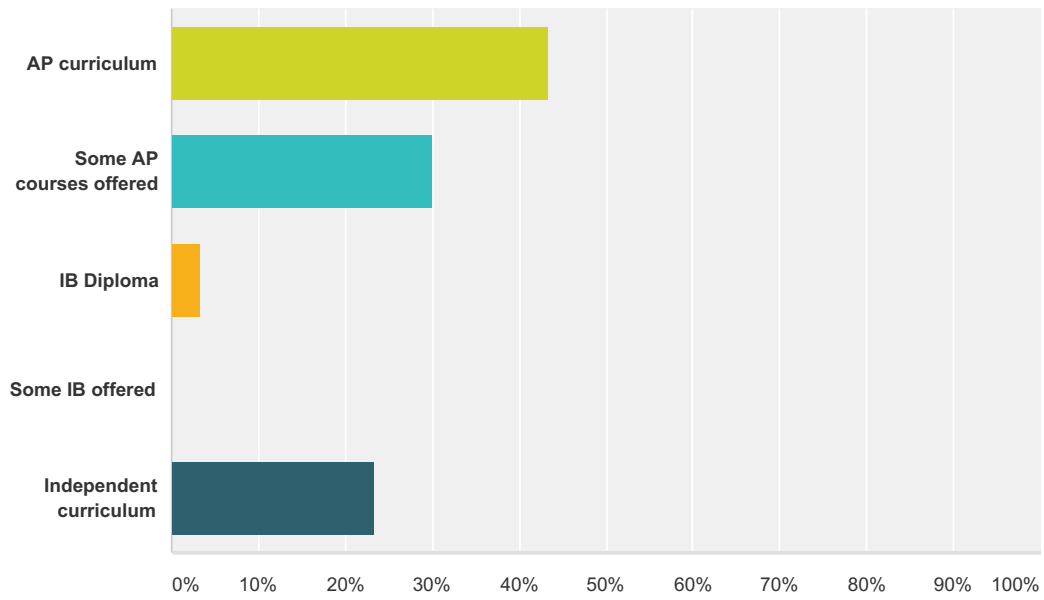
Answered: 30 Skipped: 0



Answer Choices	Responses	Count
Southwest (AZ, CA, NM, NV)	13.33%	4
Northwest (OR, WA)	6.67%	2
Midwest (IA, IL, IN, KS, MI, MN, MO, ND, NE, OH, OK, SD, WI)	0.00%	0
South (AL, AR, FL, GA, KY, LA, MS, NC, SC, TN, TX)	20.00%	6
Mid-Atlantic (DC, DE, MD, NJ, NY, PA VA, WV)	30.00%	9
Northeast (CT, MA, ME, NH, RI, VT)	30.00%	9
Rocky Mountain (CO, ID, MT, NM, UT, WY)	0.00%	0
AK, HI	0.00%	0
US Territories	0.00%	0
International	0.00%	0
<b>Total</b>		<b>30</b>

### Q4 How would you best categorize your curriculum?

Answered: 30 Skipped: 0



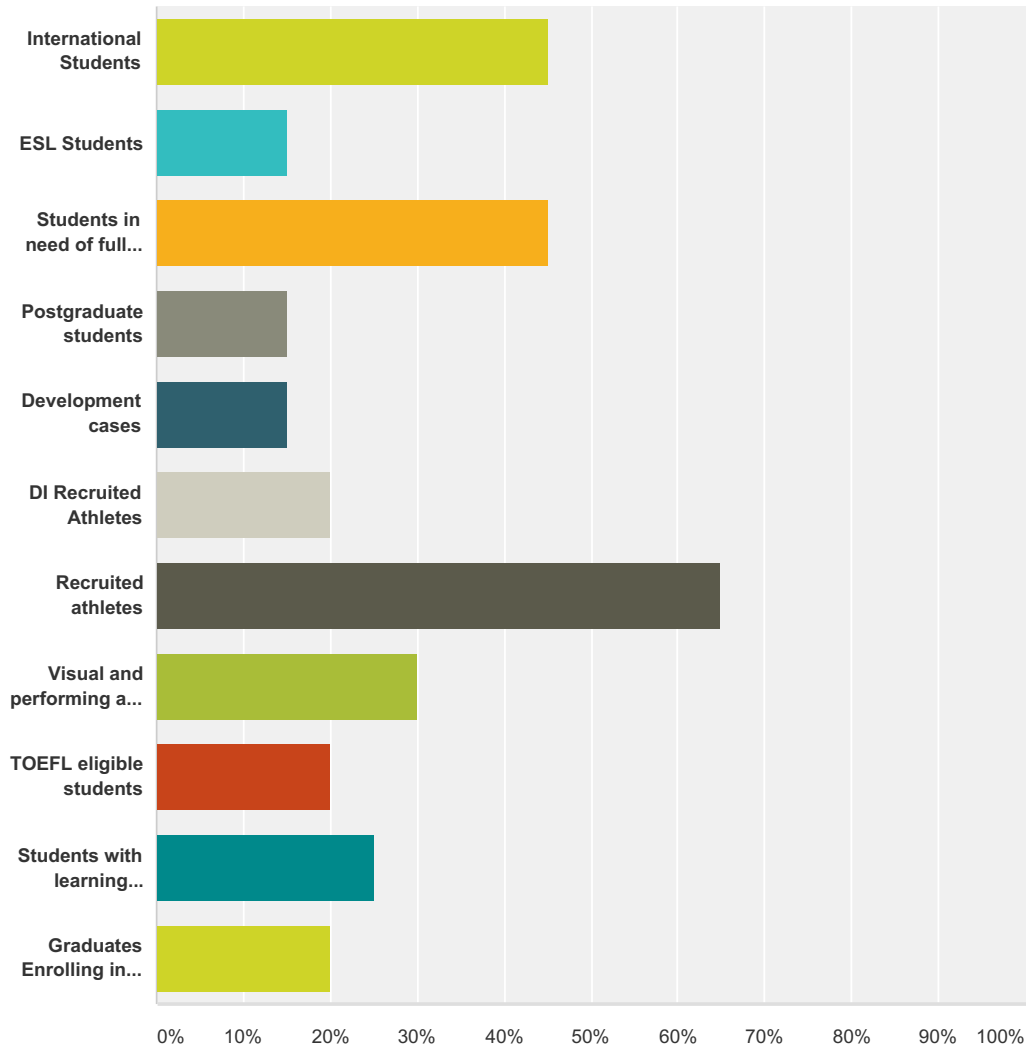
Answer Choices	Responses
AP curriculum	43.33% 13
Some AP courses offered	30.00% 9
IB Diploma	3.33% 1
Some IB offered	0.00% 0
Independent curriculum	23.33% 7
<b>Total</b>	<b>30</b>

**Q5 Other than traditional labels such as AP, IB, Honors, etc., briefly describe how your school distinguishes the relative rigor or your courses.**

Answered: 19 Skipped: 11

**Q6 Which of the following types of students does your school have in significant numbers (over 15% of the class)? Please check all that apply.**

Answered: 20 Skipped: 10



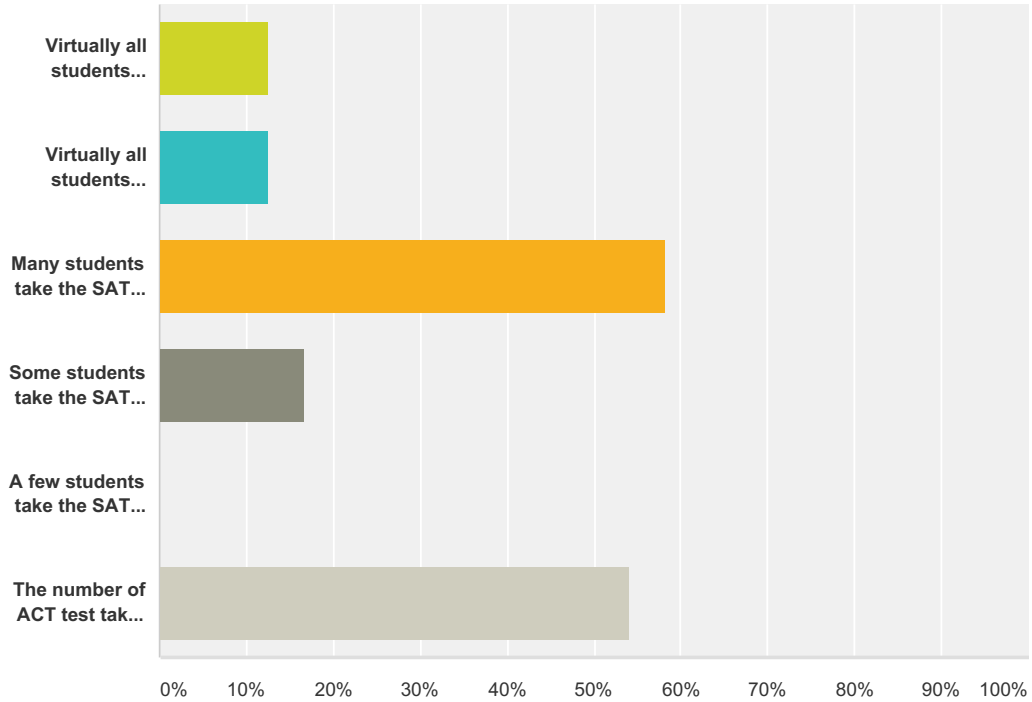
Answer Choices	Responses
International Students	45.00% 9
ESL Students	15.00% 3
Students in need of full financial assistance	45.00% 9
Postgraduate students	15.00% 3
Development cases	15.00% 3
DI Recruited Athletes	20.00% 4
Recruited athletes	65.00% 13

## ACCIS Member Survey 2016

Visual and performing arts applicants	30.00%	6
TOEFL eligible students	20.00%	4
Students with learning disabilities	25.00%	5
Graduates Enrolling in Test Optional Colleges	20.00%	4
<b>Total Respondents: 20</b>		

**Q7 Which of the following descriptions accurately describes the standardized testing practices of your students? Please check all that apply.**

Answered: 24 Skipped: 6

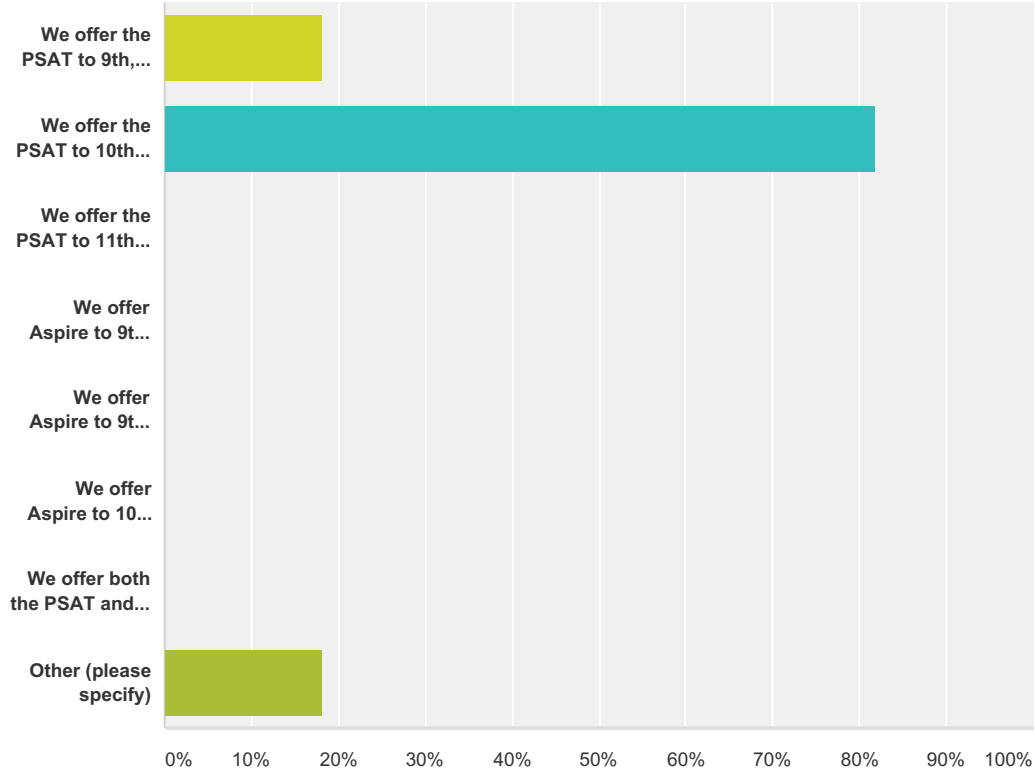


Answer Choices	Responses
Virtually all students exclusively take the SAT Reasoning exam	12.50% 3
Virtually all students exclusively take the ACT exam	12.50% 3
Many students take the SAT Reasoning exam and the ACT exam (more than 75% take the SAT)	58.33% 14
Some students take the SAT Reasoning exam and the ACT exam (fewer than 50 % take the SAT)	16.67% 4
A few students take the SAT Reasoning exam and the ACT exam (fewer than 25% take the SAT)	0.00% 0
The number of ACT test takers at my school has risen steadily over the past 2-3 years.	54.17% 13
<b>Total Respondents: 24</b>	



### Q8 Which of the following best describes the way in which your school begins standardized testing with your students?

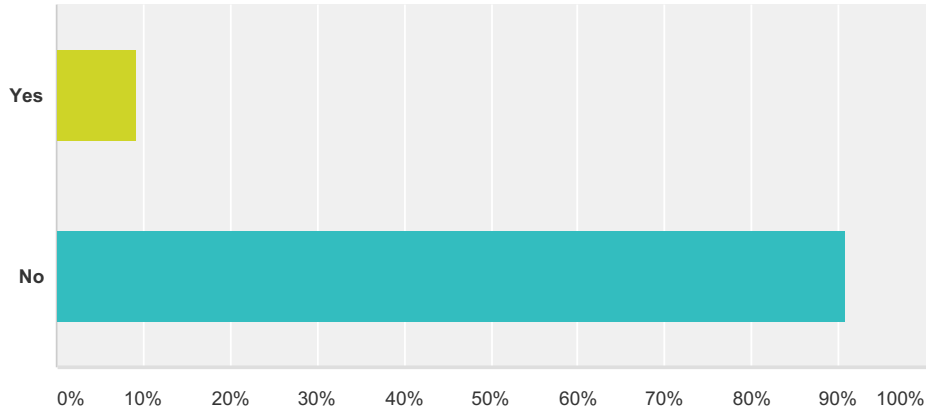
Answered: 22 Skipped: 8



Answer Choices	Responses
We offer the PSAT to 9th, 10th, & 11th grade students	18.18% 4
We offer the PSAT to 10th & 11th grade students	81.82% 18
We offer the PSAT to 11th grade students only	0.00% 0
We offer Aspire to 9th grade students	0.00% 0
We offer Aspire to 9th and 10th grade students	0.00% 0
We offer Aspire to 10th grade students only	0.00% 0
We offer both the PSAT and Aspire tests	0.00% 0
Other (please specify)	18.18% 4
<b>Total Respondents: 22</b>	

### Q9 Do you administer the College Work Readiness Assessment (CWRA) at your school?

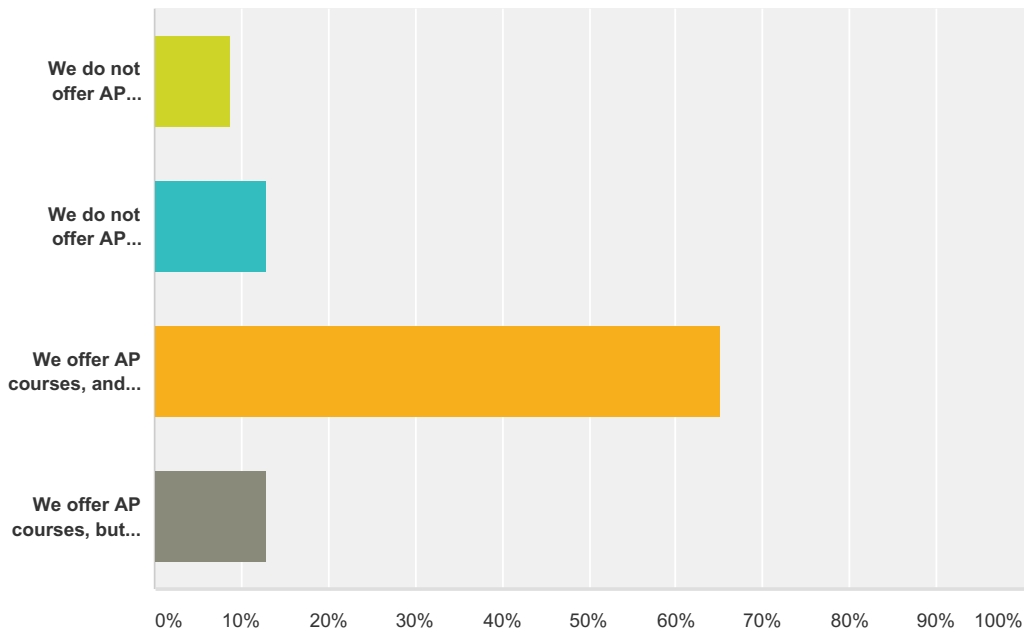
Answered: 22 Skipped: 8



Answer Choices	Responses	
Yes	9.09%	2
No	90.91%	20
<b>Total</b>		<b>22</b>

### Q10 Which of the following best captures your school's approach to AP?

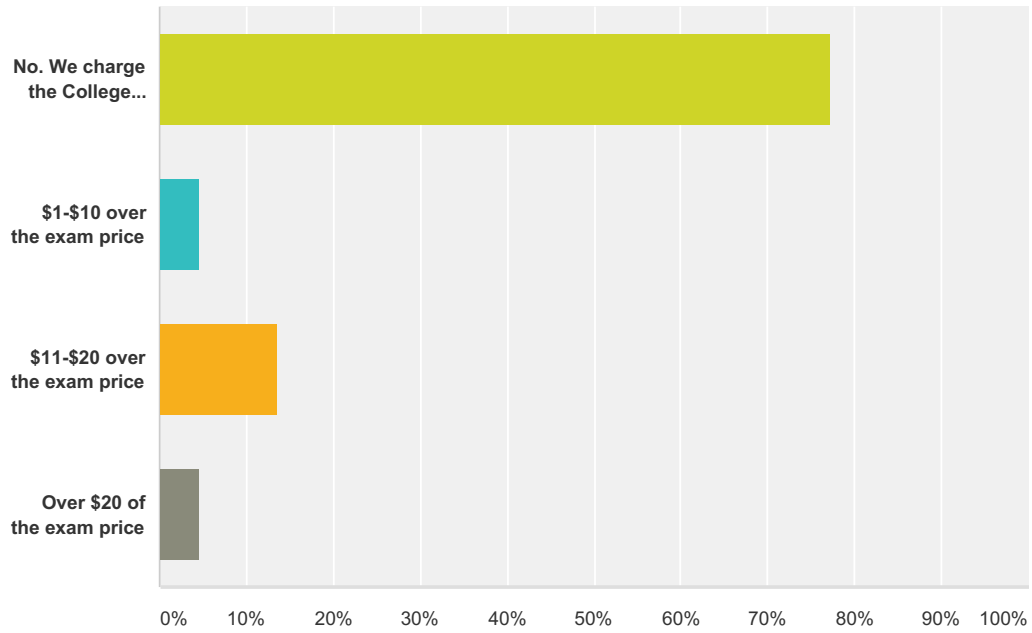
Answered: 23 Skipped: 7



Answer Choices	Responses
We do not offer AP courses	8.70% 2
We do not offer AP courses but do administer a number of AP exams	13.04% 3
We offer AP courses, and students enrolled in AP courses must take the AP exam.	65.22% 15
We offer AP courses, but it is up to the student to decide whether or not to take the AP exam.	13.04% 3
<b>Total</b>	<b>23</b>

### Q11 If you offer AP's, do you charge students more than the exam price?

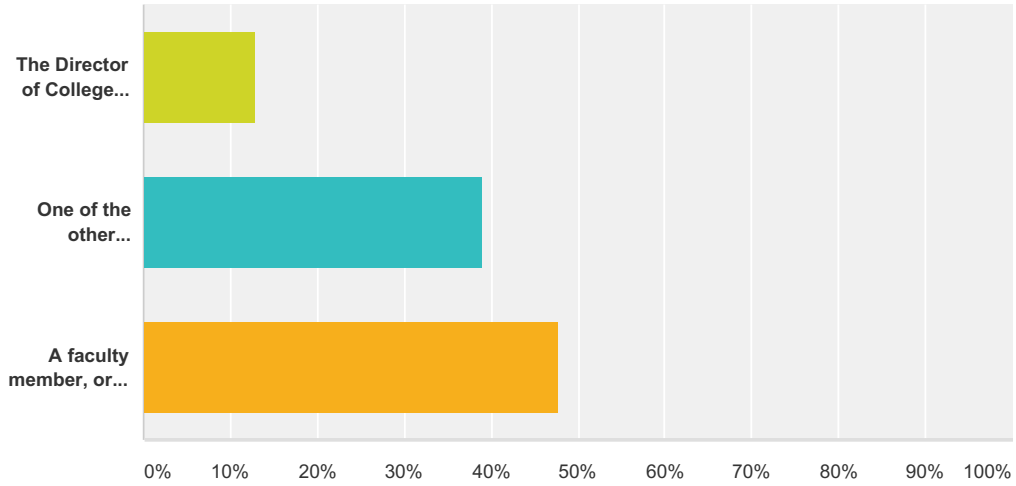
Answered: 22 Skipped: 8



Answer Choices	Responses
No. We charge the College Board exam price.	77.27% 17
\$1-\$10 over the exam price	4.55% 1
\$11-\$20 over the exam price	13.64% 3
Over \$20 of the exam price	4.55% 1
<b>Total</b>	<b>22</b>

### Q12 Which of the following best describes the administration and oversight of standardized testing at your school?

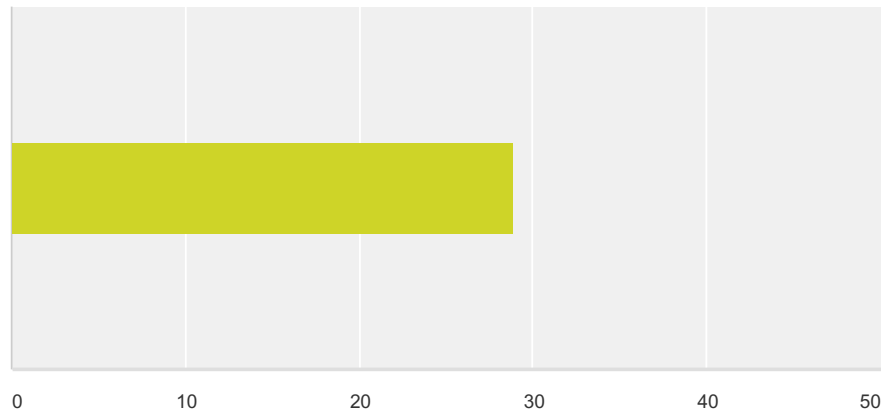
Answered: 23 Skipped: 7



Answer Choices	Responses
The Director of College Counseling serves as the testing coordinator	13.04% 3
One of the other counselors serves as the testing coordinator	39.13% 9
A faculty member, or administrator not a part of the college counseling office, serves as testing coordinator	47.83% 11
<b>Total</b>	<b>23</b>

**Q13 What is the median composite score on the ACT for your senior class?**

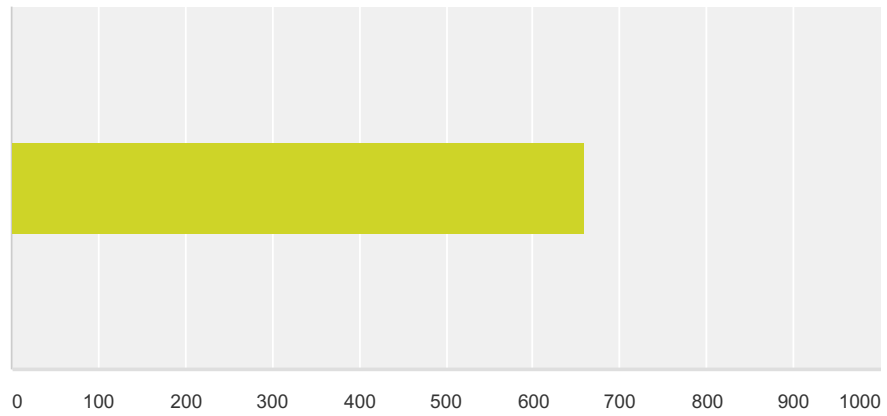
Answered: 22 Skipped: 8



Answer Choices	Average Number	Total Number	Responses
	29	636	22
<b>Total Respondents: 22</b>			

**Q14 What is the median score on the EBRW section of the redesigned SAT?**

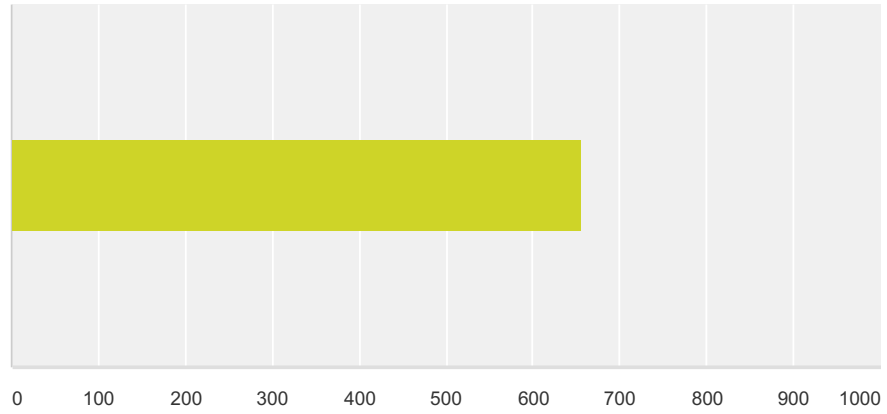
Answered: 15 Skipped: 15



Answer Choices	Average Number	Total Number	Responses
	659	9,880	15
<b>Total Respondents: 15</b>			

**Q15 What is your current student average score on the Math section of the redesigned SAT?**

Answered: 15 Skipped: 15

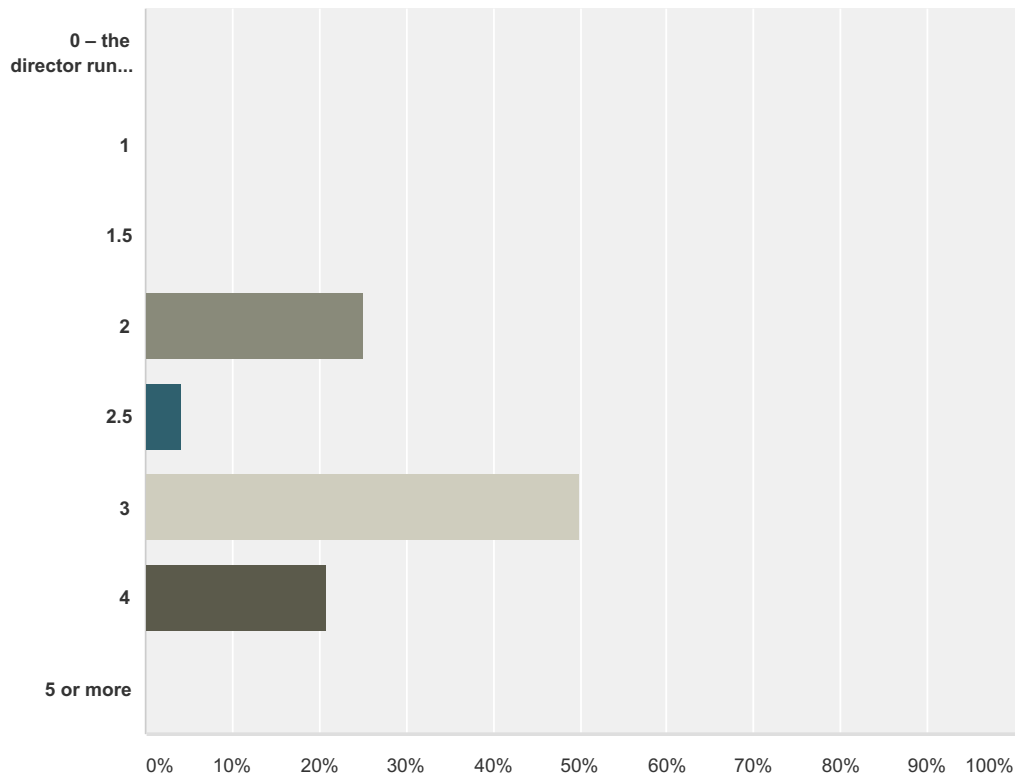


Answer Choices	Average Number	Total Number	Responses
	655	9,830	15
<b>Total Respondents: 15</b>			



### Q16 How many counselors report to the Director(s) of College Counseling?

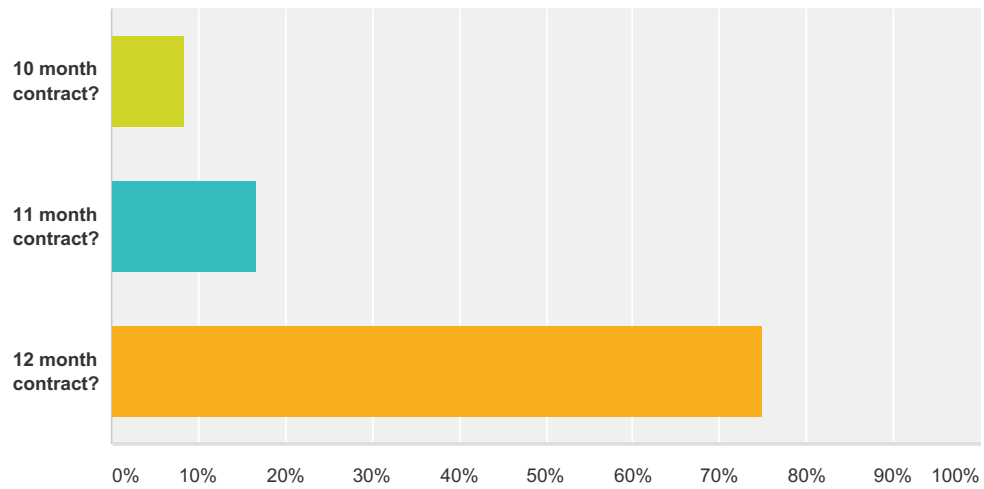
Answered: 24 Skipped: 6



Answer Choices	Responses	
0 – the director runs a one person shop	0.00%	0
1	0.00%	0
1.5	0.00%	0
2	25.00%	6
2.5	4.17%	1
3	50.00%	12
4	20.83%	5
5 or more	0.00%	0
<b>Total</b>		<b>24</b>

### Q17 Are the Director(s) of College Counseling on a

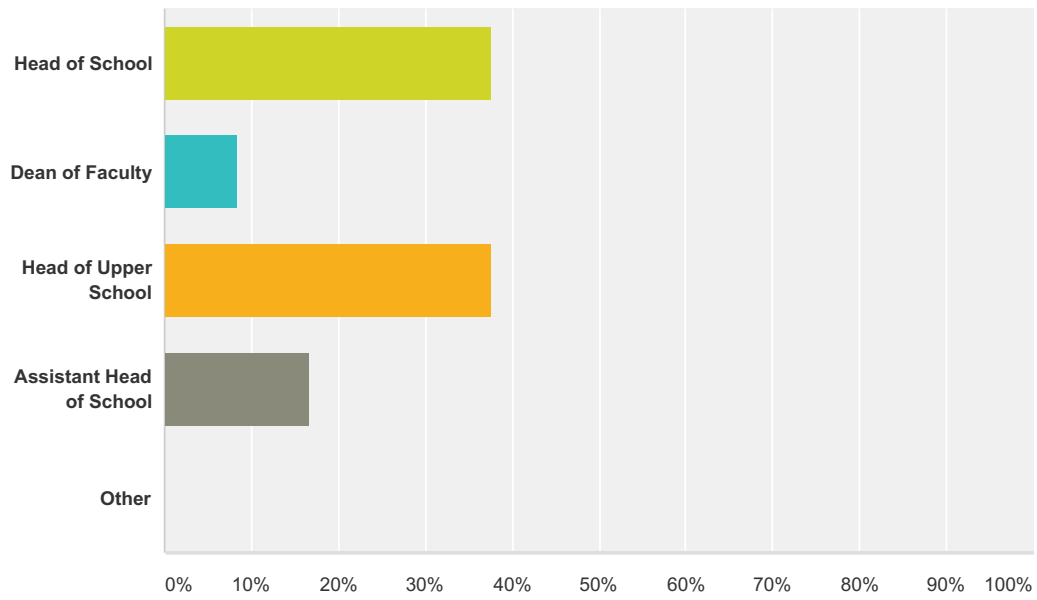
Answered: 24 Skipped: 6



Answer Choices	Responses
10 month contract?	8.33% 2
11 month contract?	16.67% 4
12 month contract?	75.00% 18
<b>Total</b>	<b>24</b>

### Q18 To whom does the Director(s) of College Counseling report?

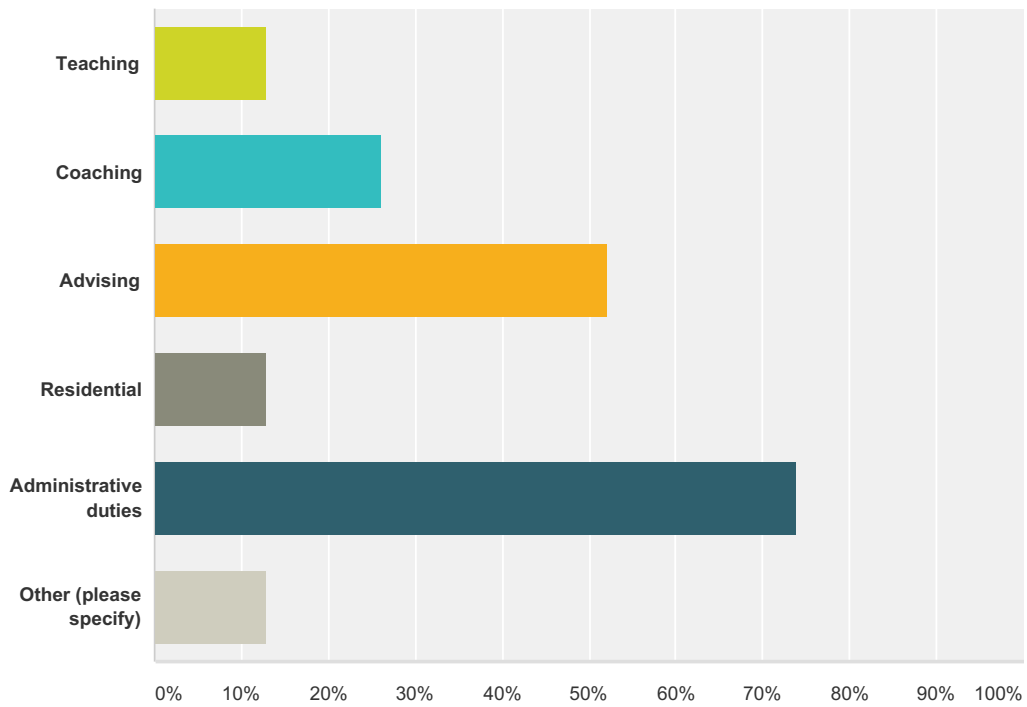
Answered: 24 Skipped: 6



Answer Choices	Responses
Head of School	37.50% 9
Dean of Faculty	8.33% 2
Head of Upper School	37.50% 9
Assistant Head of School	16.67% 4
Other	0.00% 0
<b>Total</b>	<b>24</b>

### Q19 What other responsibilities does the Director have? Please check all that apply.

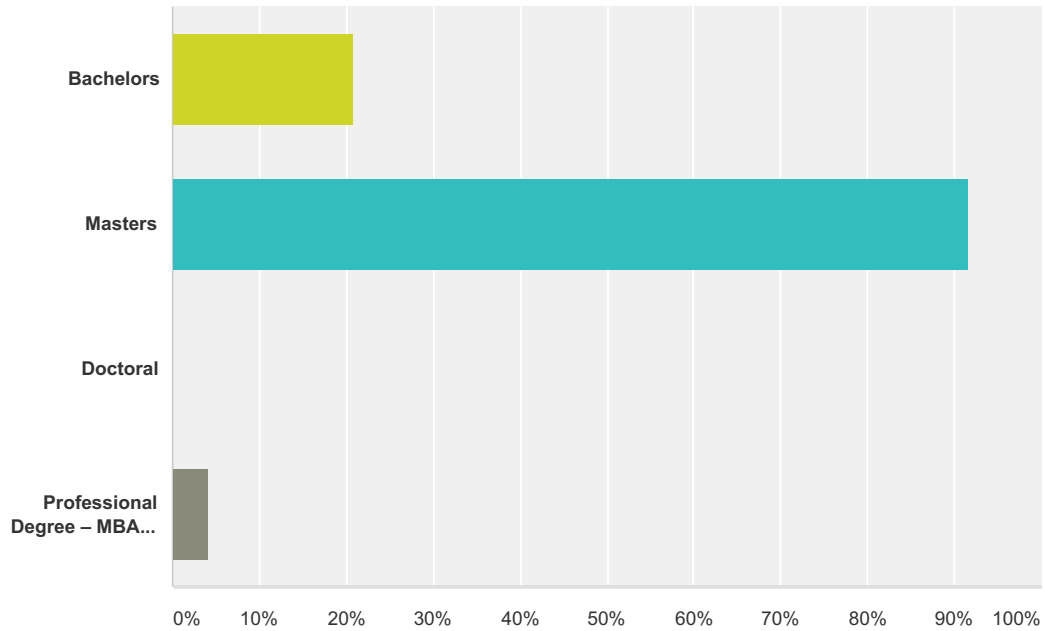
Answered: 23 Skipped: 7



Answer Choices	Responses
Teaching	13.04% 3
Coaching	26.09% 6
Advising	52.17% 12
Residential	13.04% 3
Administrative duties	73.91% 17
Other (please specify)	13.04% 3
<b>Total Respondents: 23</b>	

**Q20 Which of the following best describes the education earned by the Director(s) of College Counseling? Please check all that apply.**

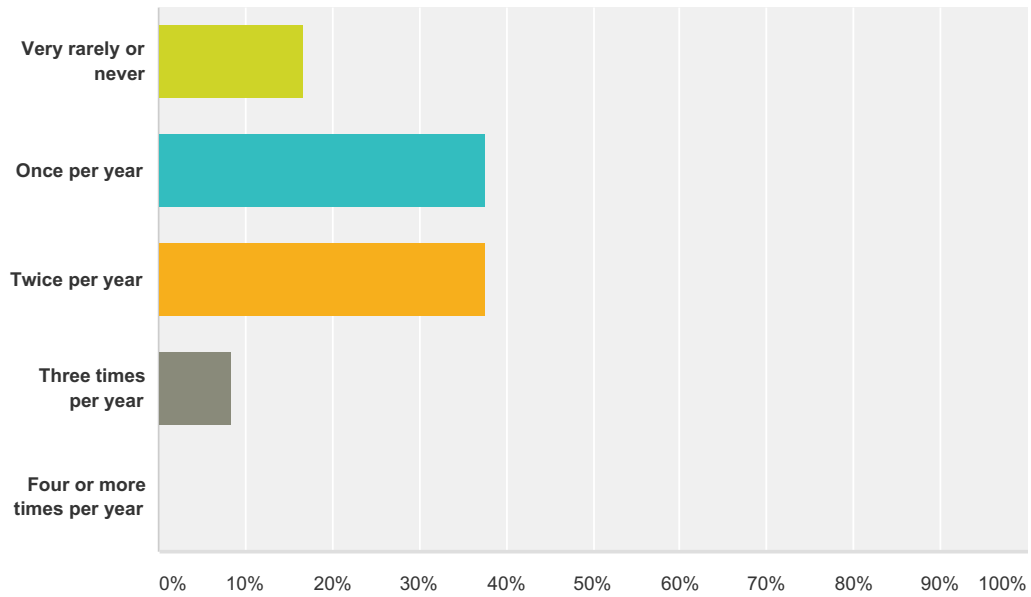
Answered: 24 Skipped: 6



Answer Choices	Responses
Bachelors	20.83% 5
Masters	91.67% 22
Doctoral	0.00% 0
Professional Degree – MBA, JD, etc.	4.17% 1
<b>Total Respondents: 24</b>	

### Q21 How often does the Director(s) of College Counseling report to the Board of Trustees?

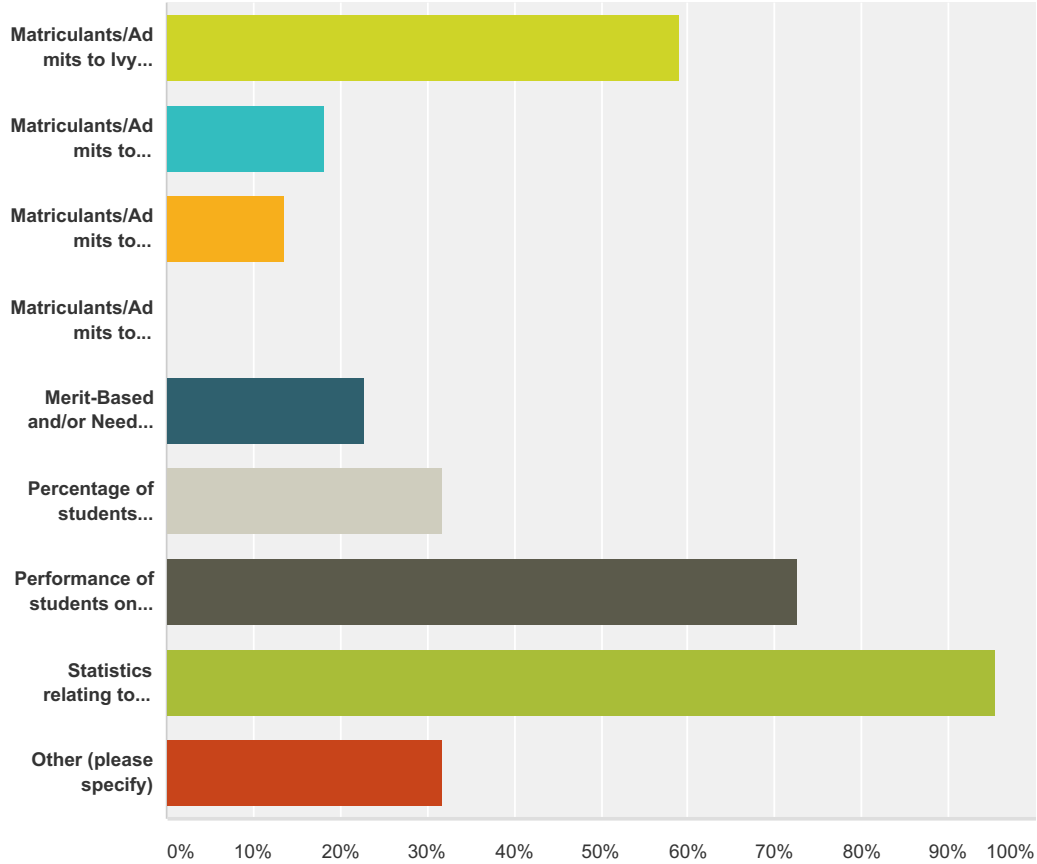
Answered: 24 Skipped: 6



Answer Choices	Responses	Count
Very rarely or never	16.67%	4
Once per year	37.50%	9
Twice per year	37.50%	9
Three times per year	8.33%	2
Four or more times per year	0.00%	0
<b>Total</b>		<b>24</b>

**Q22 Which of the following statistics do you report to the Board of Trustees? Please check all that apply.**

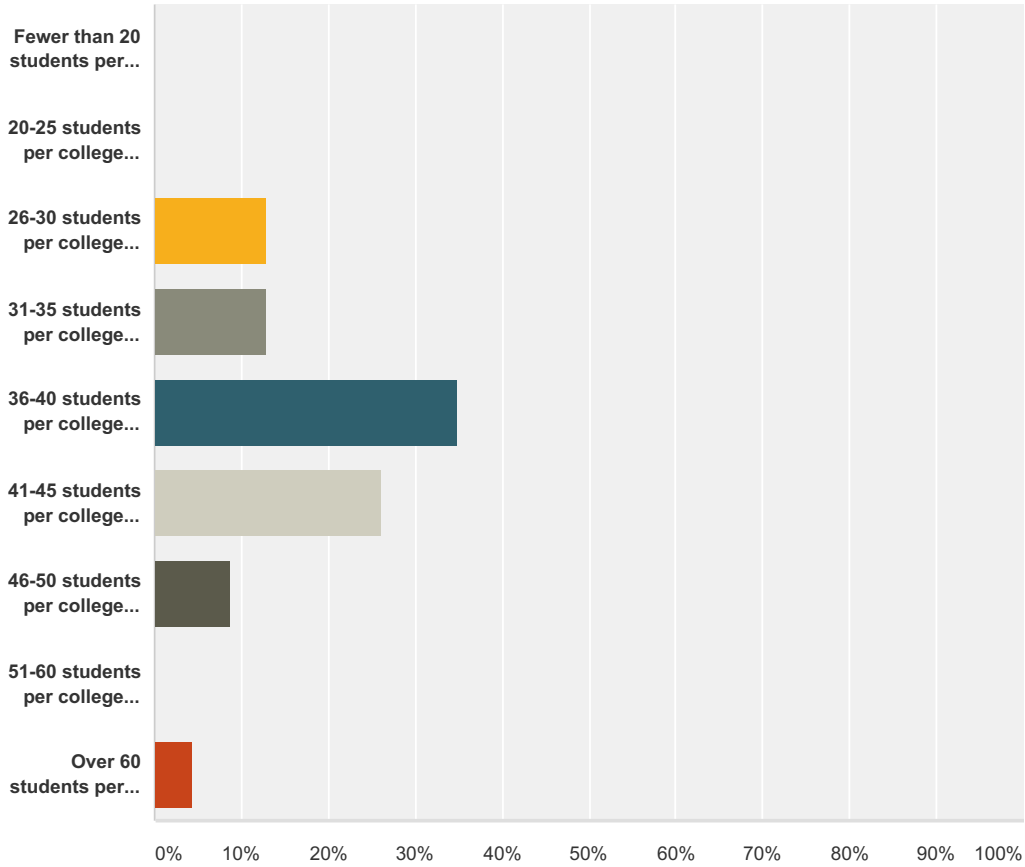
Answered: 22 Skipped: 8



Answer Choices	Responses
Matriculants/Admits to Ivy League Institutions	59.09% 13
Matriculants/Admits to colleges based on US News rankings	18.18% 4
Matriculants/Admits to colleges based on Barron's	13.64% 3
Matriculants/Admits to colleges based on another publication (Washingtonian, Forbes, etc.)	0.00% 0
Merit-Based and/or Need Based Aid Awarded	22.73% 5
Percentage of students accepted to their first choice, second choice, etc.	31.82% 7
Performance of students on standardized tests (SATs, ACTs, PSATs, APs)	72.73% 16
Statistics relating to Early Decision and Early Action	95.45% 21
Other (please specify)	31.82% 7
<b>Total Respondents: 22</b>	

**Q23 Which best describes the average FTE (Full Time Equivalent) caseload in your office (i.e. # of seniors divided by the number of FTE college counselors)?**

Answered: 23 Skipped: 7

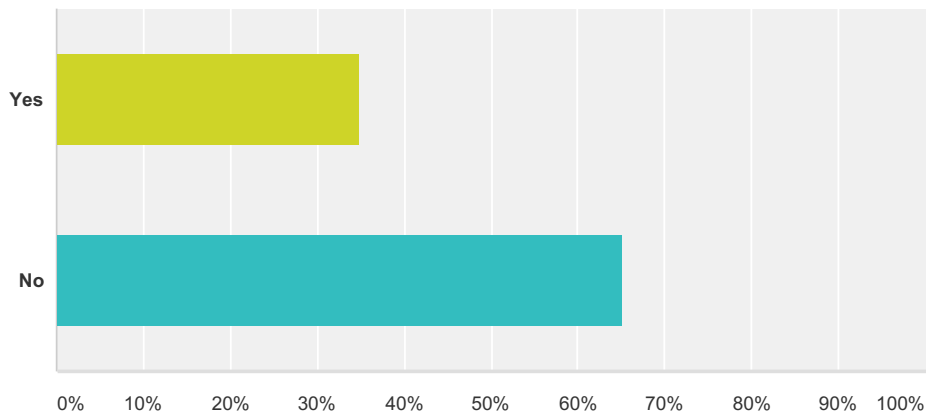


Answer Choices	Responses
Fewer than 20 students per college counselor	0.00% 0
20-25 students per college counselor	0.00% 0
26-30 students per college counselor	13.04% 3
31-35 students per college counselor	13.04% 3
36-40 students per college counselor	34.78% 8
41-45 students per college counselor	26.09% 6
46-50 students per college counselor	8.70% 2
51-60 students per college counselor	0.00% 0
Over 60 students per college counselor	4.35% 1
<b>Total</b>	<b>23</b>



### Q24 Does the Director of College Counseling have a reduced caseload?

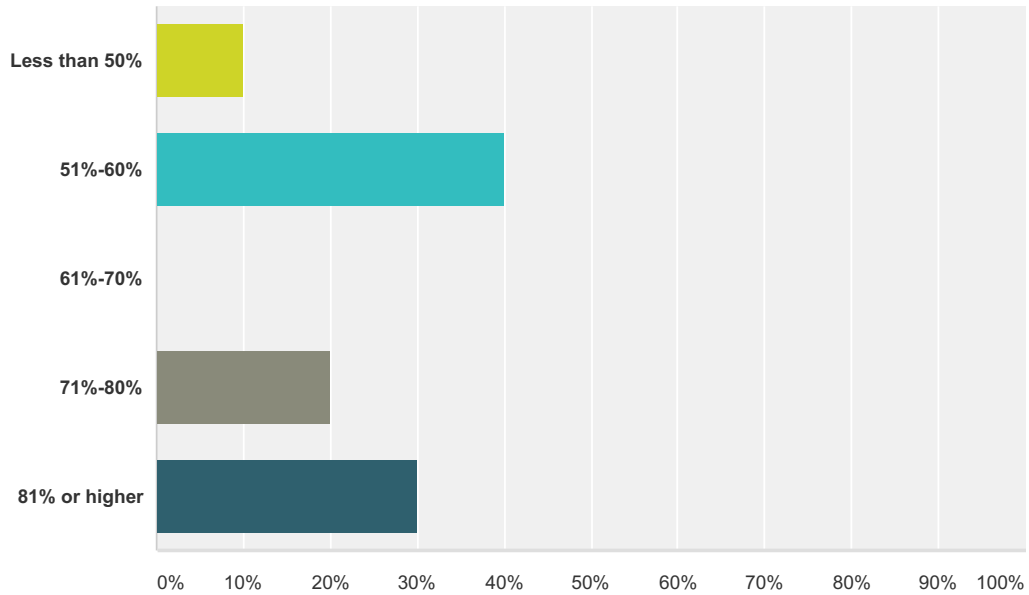
Answered: 23 Skipped: 7



Answer Choices	Responses	
Yes	34.78%	8
No	65.22%	15
<b>Total</b>		<b>23</b>

**Q25 If so, approximately what percentage of students does the Director have in comparison to the other FTEs in the office? (Example: if the full time caseload is 60, and the Director has 45, then the Director has 75% of the typical FTE's caseload.)**

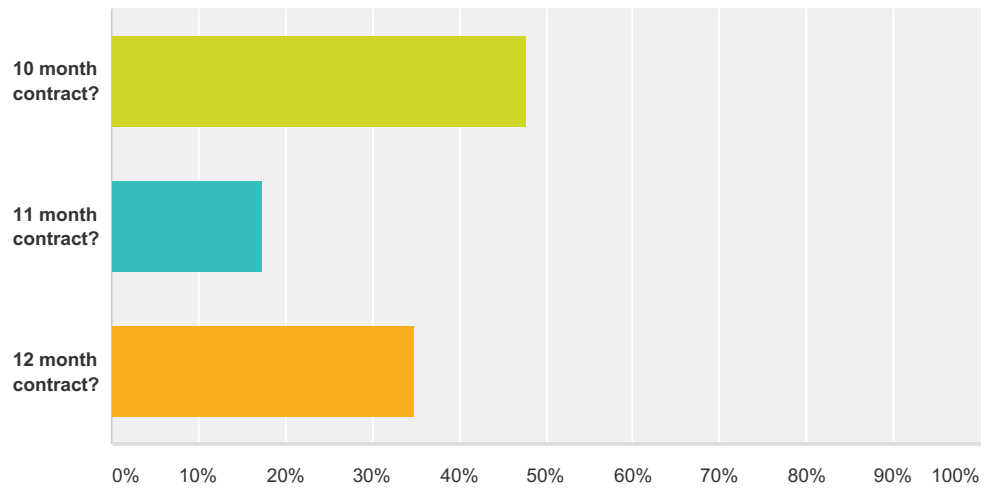
Answered: 10 Skipped: 20



Answer Choices	Responses	Count
Less than 50%	10.00%	1
51%-60%	40.00%	4
61%-70%	0.00%	0
71%-80%	20.00%	2
81% or higher	30.00%	3
<b>Total</b>		<b>10</b>

### Q26 Are other full-time college counselors on a

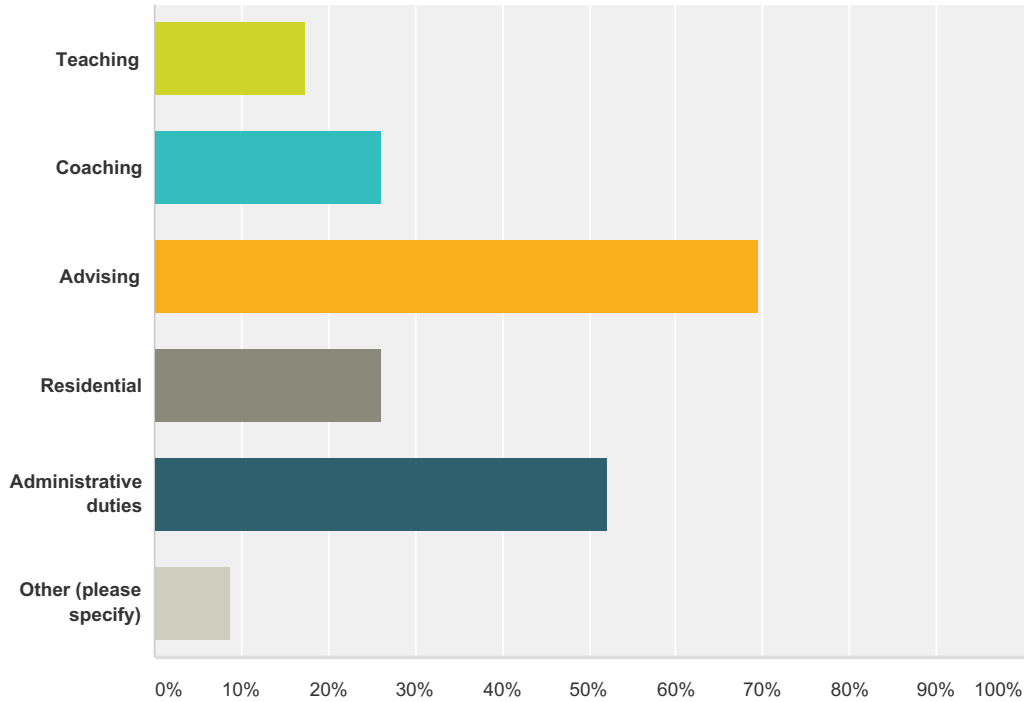
Answered: 23 Skipped: 7



Answer Choices	Responses
10 month contract?	47.83% 11
11 month contract?	17.39% 4
12 month contract?	34.78% 8
<b>Total</b>	<b>23</b>

**Q27 What other responsibilities do your other full-time counselors have? Please check all that apply.**

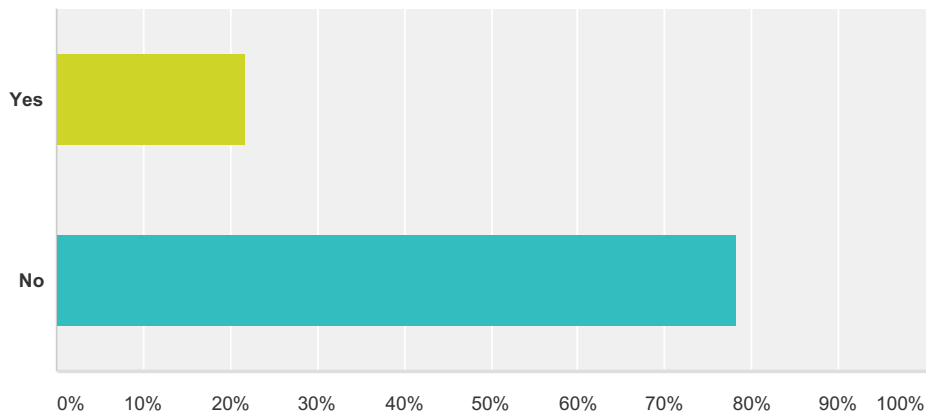
Answered: 23 Skipped: 7



Answer Choices	Responses
Teaching	17.39% 4
Coaching	26.09% 6
Advising	69.57% 16
Residential	26.09% 6
Administrative duties	52.17% 12
Other (please specify)	8.70% 2
<b>Total Respondents: 23</b>	

### Q28 Does the compensation for your other counselors include housing?

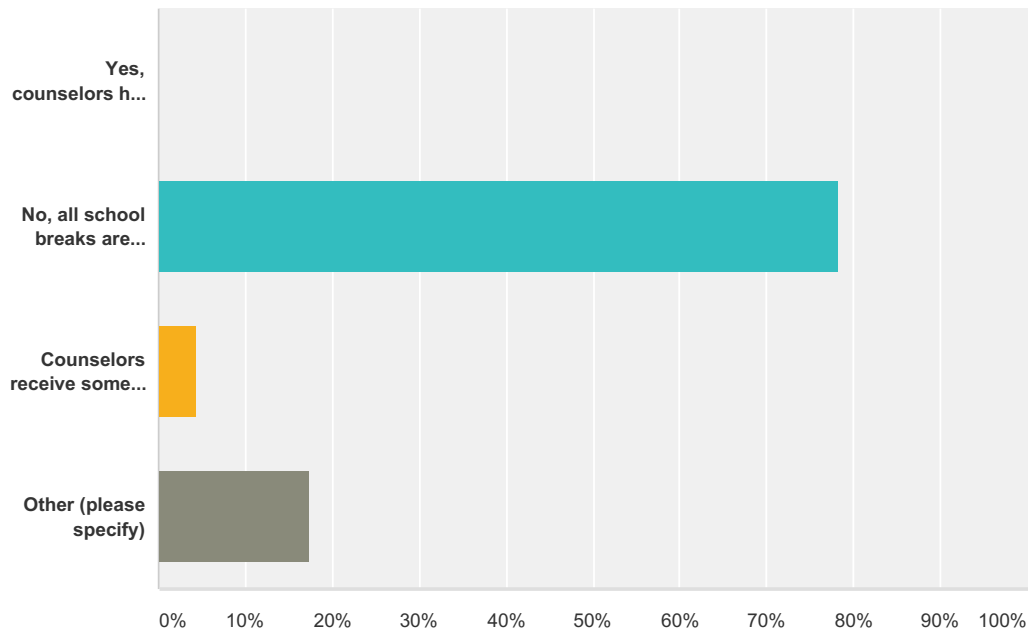
Answered: 23 Skipped: 7



Answer Choices	Responses
Yes	21.74% 5
No	78.26% 18
<b>Total</b>	<b>23</b>

### Q29 Do college counselors have to use vacation days during school breaks?

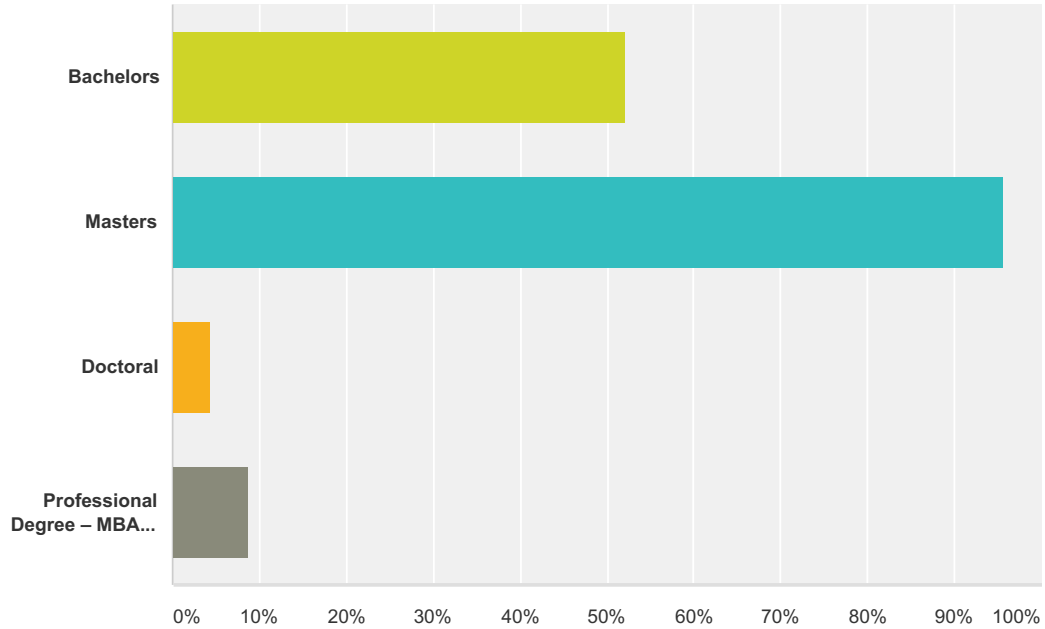
Answered: 23 Skipped: 7



Answer Choices	Responses
Yes, counselors have to use vacation days since breaks are not included as time off	0.00% 0
No, all school breaks are included as time off	78.26% 18
Counselors receive some "free" days off during schools breaks, but otherwise have to use vacation days	4.35% 1
Other (please specify)	17.39% 4
<b>Total</b>	<b>23</b>

**Q30 Which of the following best describes the education earned by other full-time college counselors in your office? Please check all that apply.**

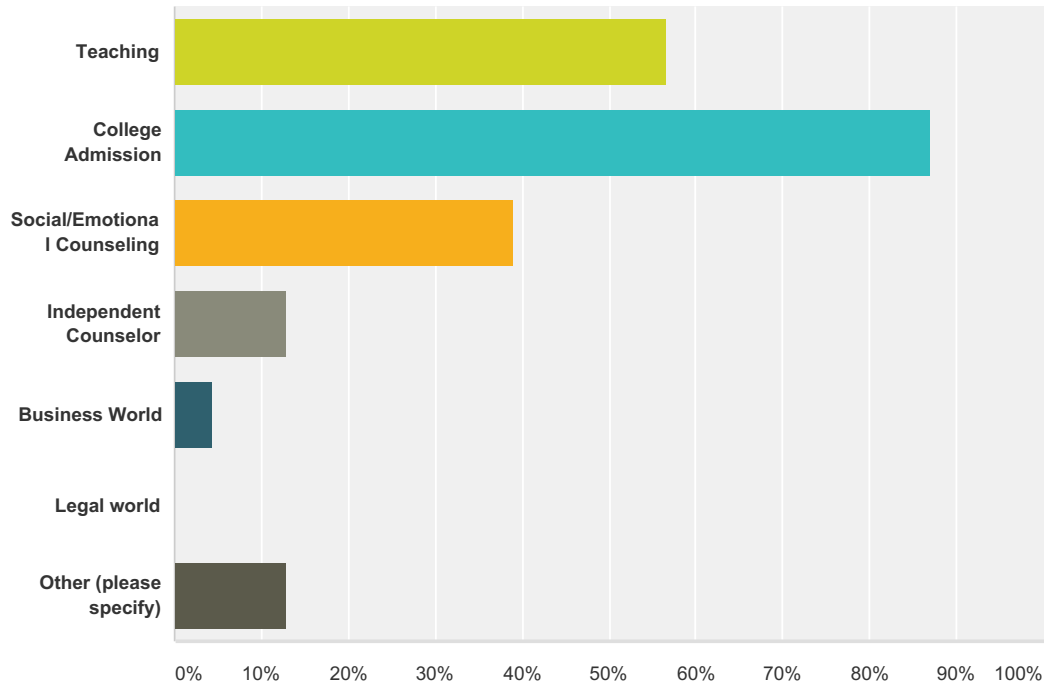
Answered: 23 Skipped: 7



Answer Choices	Responses
Bachelors	52.17% 12
Masters	95.65% 22
Doctoral	4.35% 1
Professional Degree – MBA, JD, etc.	8.70% 2
<b>Total Respondents: 23</b>	

**Q31 Which of the following best describes the occupational background of other full-time college counselors in your office?  
Please check all that apply.**

Answered: 23 Skipped: 7

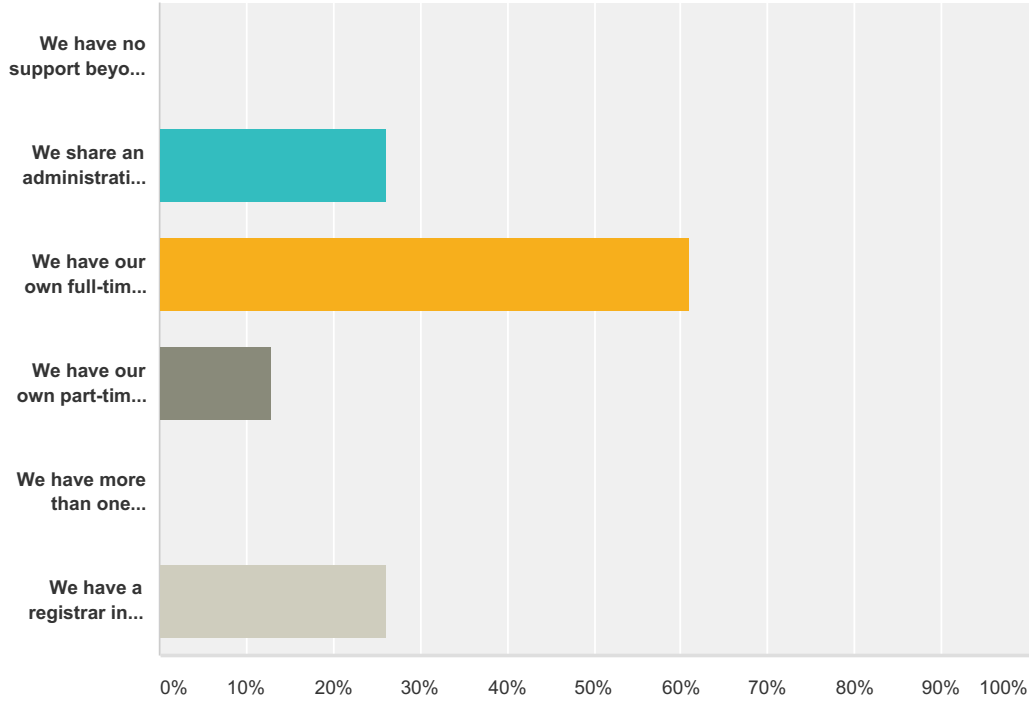


Answer Choices	Responses
Teaching	56.52% 13
College Admission	86.96% 20
Social/Emotional Counseling	39.13% 9
Independent Counselor	13.04% 3
Business World	4.35% 1
Legal world	0.00% 0
Other (please specify)	13.04% 3
<b>Total Respondents: 23</b>	



**Q32 Which of the following best describes the support staff available to your office?  
Please check all that apply.**

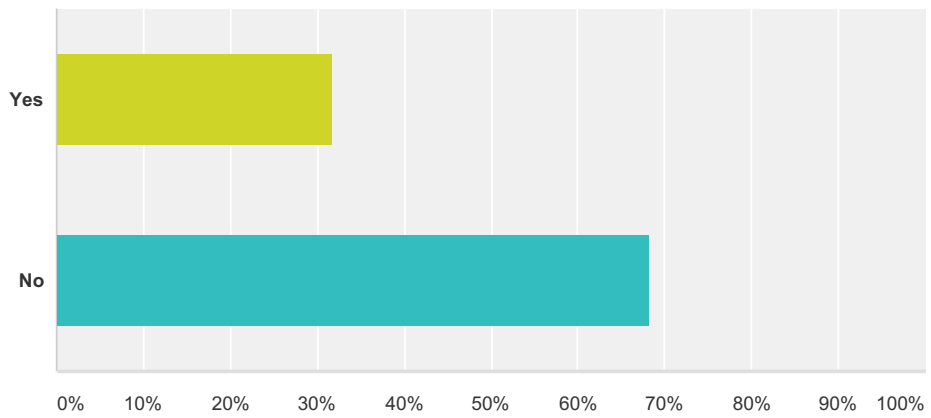
Answered: 23 Skipped: 7



Answer Choices	Responses
We have no support beyond the counselor or counselors	0.00% 0
We share an administrative assistant with another office	26.09% 6
We have our own full-time administrative assistant	60.87% 14
We have our own part-time administrative assistant	13.04% 3
We have more than one administrative assistant	0.00% 0
We have a registrar in addition to an administrative assistant	26.09% 6
<b>Total Respondents: 23</b>	

### Q33 Does your school use its own Secondary School Report?

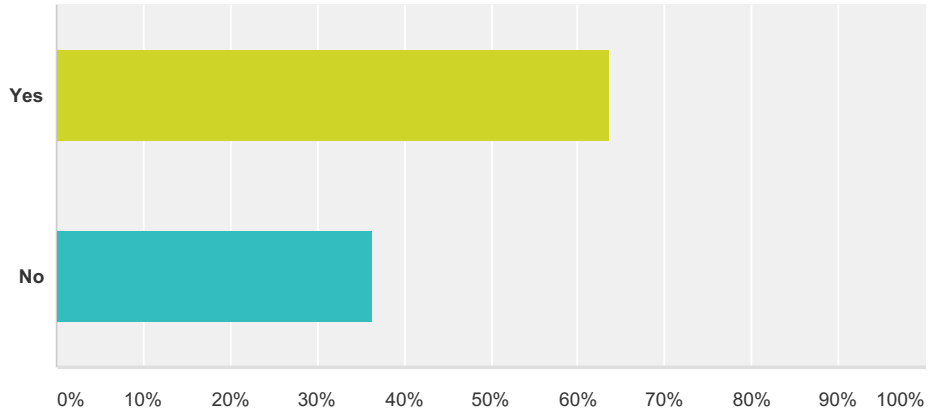
Answered: 22 Skipped: 8



Answer Choices	Responses	
Yes	31.82%	7
No	68.18%	15
<b>Total</b>		<b>22</b>

**Q34 Do you evaluate the rigor of a student's curriculum, either on your own SSR or on the Common Application?**

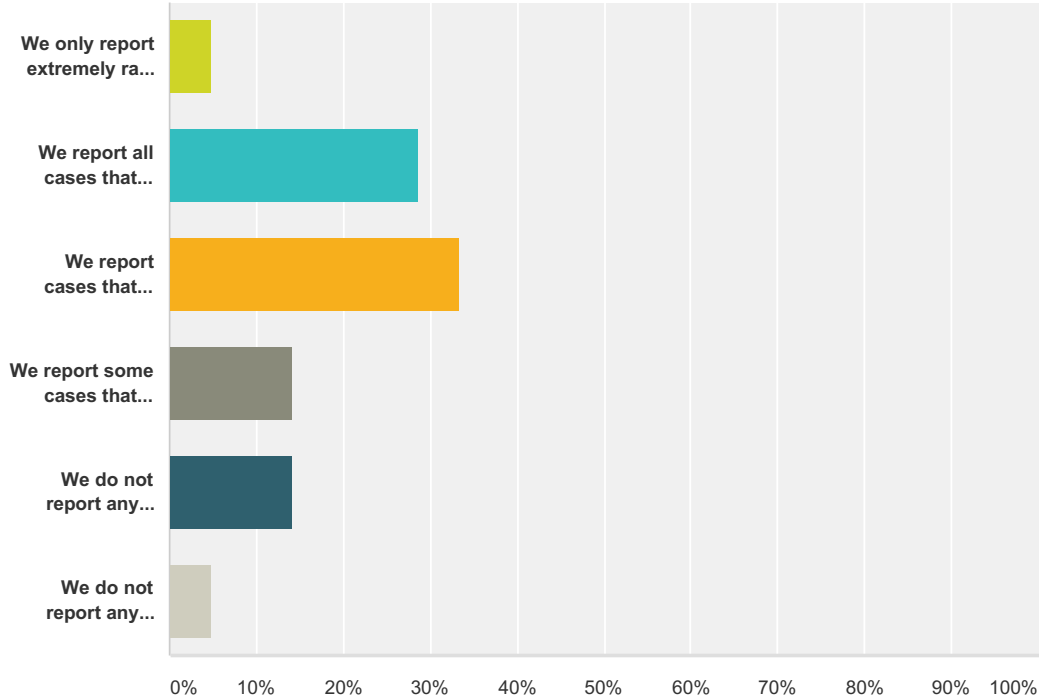
Answered: 22 Skipped: 8



Answer Choices	Responses	
Yes	63.64%	14
No	36.36%	8
<b>Total</b>		<b>22</b>

### Q35 Which best describes your school's policy on the disclosure of discipline to colleges:

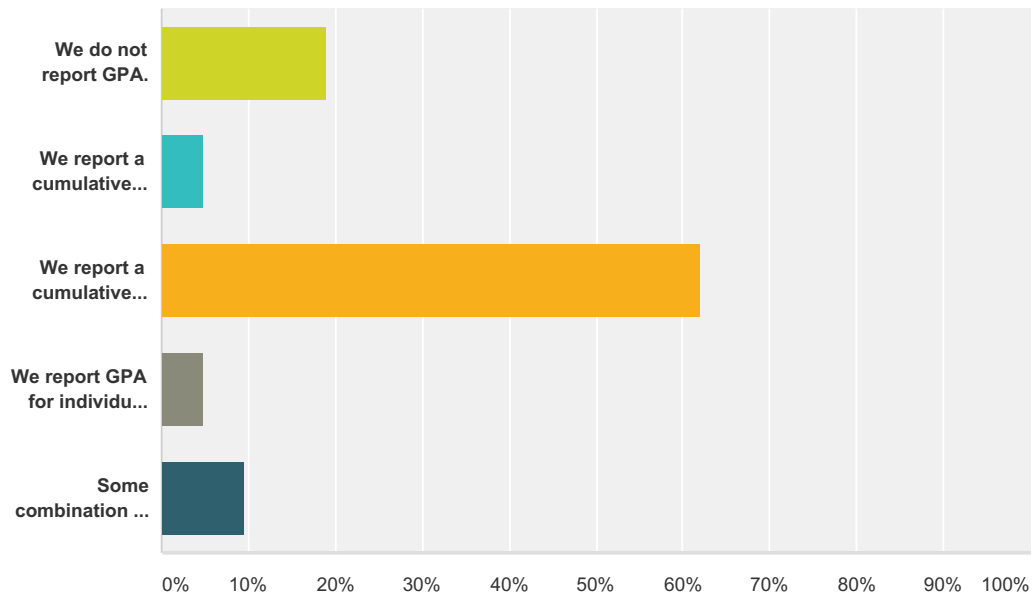
Answered: 21 Skipped: 9



Answer Choices	Responses
We only report extremely rare cases and/or repeated cases.	4.76% 1
We report all cases that result in probation, suspension or expulsion.	28.57% 6
We report cases that result in probation, suspension or expulsion to those colleges that ask.	33.33% 7
We report some cases that result in probation, suspension or expulsion, but not all cases; we decide as a school which types of infractions are pertinent to colleges.	14.29% 3
We do not report any discipline but encourage our students to answer all questions honestly.	14.29% 3
We do not report any discipline.	4.76% 1
<b>Total</b>	<b>21</b>

### Q36 Which best describes your school's policy regarding the reporting of GPAs?

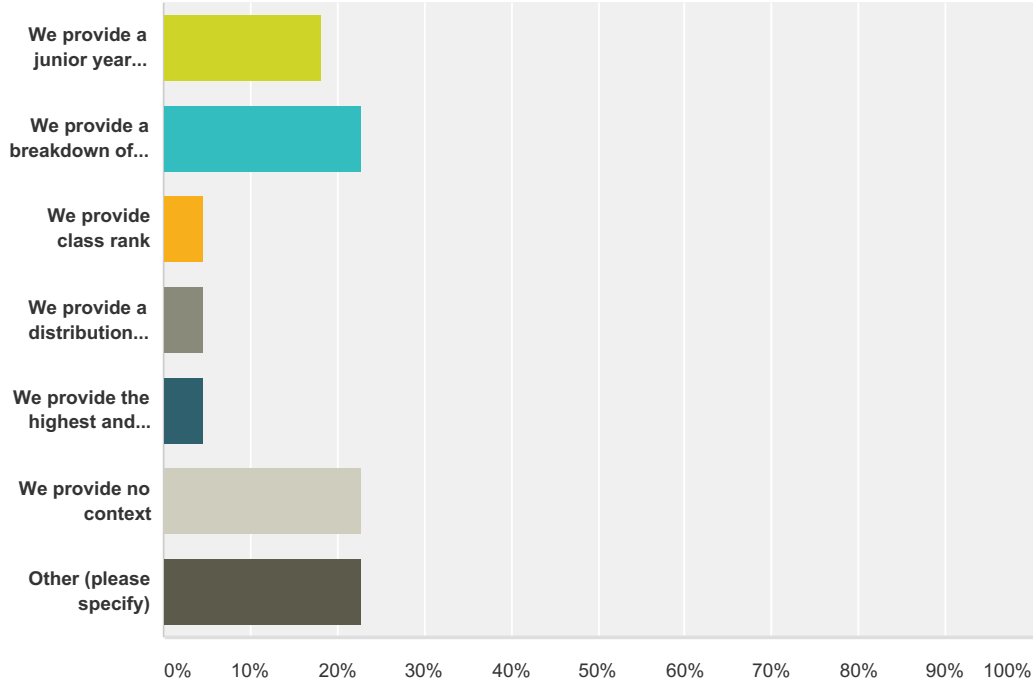
Answered: 21 Skipped: 9



Answer Choices	Responses
We do not report GPA.	19.05% 4
We report a cumulative unweighted GPA.	4.76% 1
We report a cumulative weighted GPA.	61.90% 13
We report GPA for individual terms/years but not a cumulative one.	4.76% 1
Some combination of three above options.	9.52% 2
<b>Total</b>	<b>21</b>

### Q37 Which of the following best describes the way in which you provide context about your school's grading?

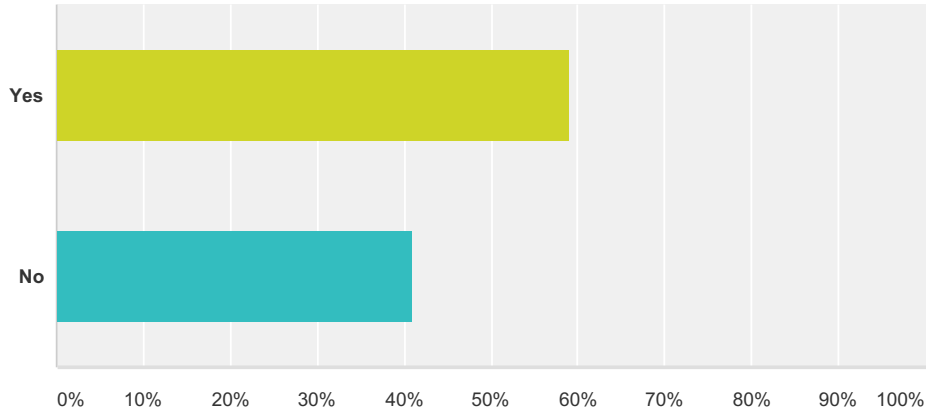
Answered: 22 Skipped: 8



Answer Choices	Responses
We provide a junior year grade distribution by course	18.18% 4
We provide a breakdown of cumulative GPAs	22.73% 5
We provide class rank	4.55% 1
We provide a distribution for grades earned in junior classes only	4.55% 1
We provide the highest and lowest GPA	4.55% 1
We provide no context	22.73% 5
Other (please specify)	22.73% 5
<b>Total</b>	<b>22</b>

**Q38 Do college counselors in your office take days out of the office as “writing days”?**

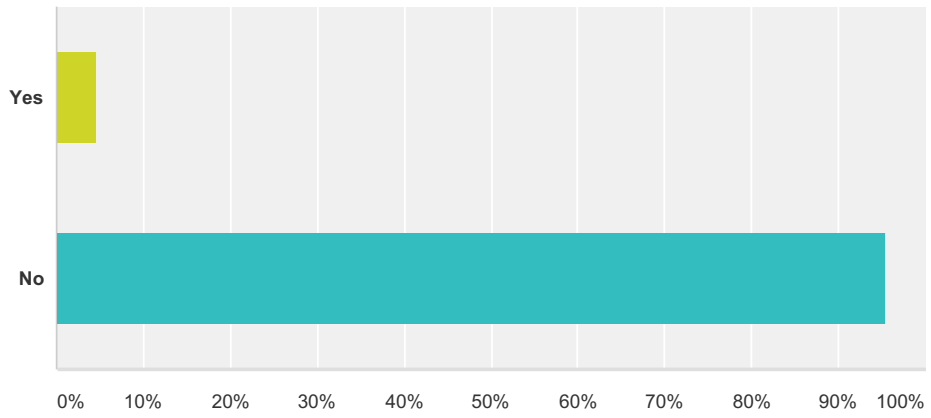
Answered: 22 Skipped: 8



Answer Choices	Responses	
Yes	59.09%	13
No	40.91%	9
<b>Total</b>		<b>22</b>

### Q39 Do you limit the number of applications a student can submit?

Answered: 22 Skipped: 8

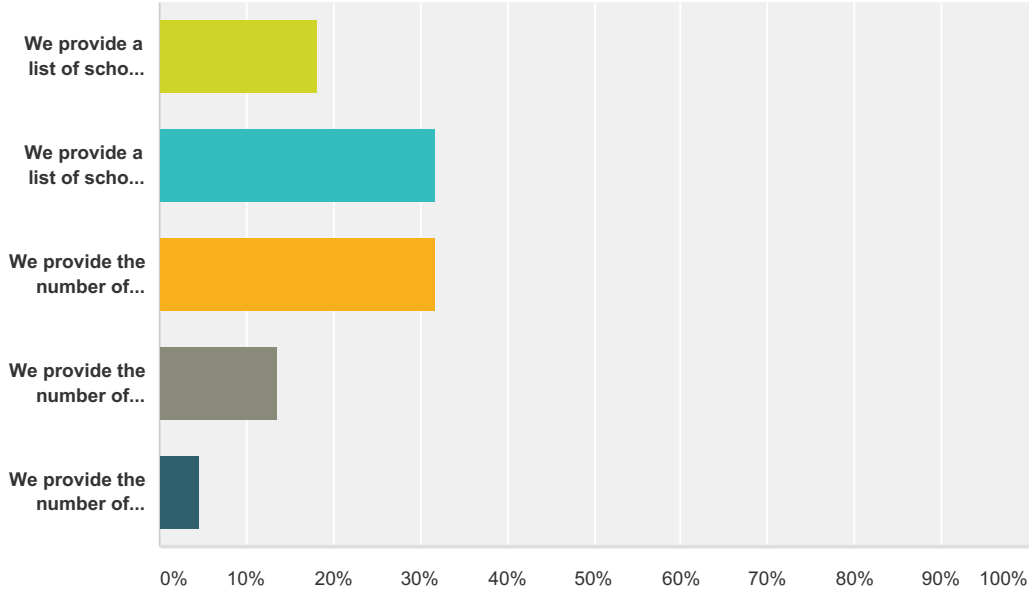


Answer Choices	Responses	
Yes	4.55%	1
No	95.45%	21
<b>Total</b>		<b>22</b>



### Q40 Which best describes the matriculation information that your school provides publicly?

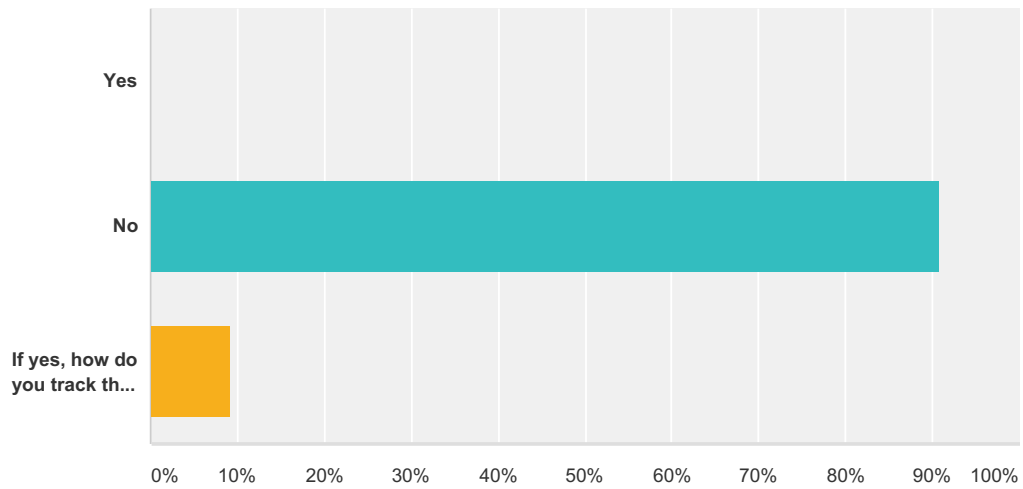
Answered: 22 Skipped: 8



Answer Choices	Responses	
We provide a list of schools to which our students have been accepted over a span of years	18.18%	4
We provide a list of schools to which our students have matriculated over a span of years	31.82%	7
We provide the number of actual matriculants to schools over a span of years	31.82%	7
We provide the number of actual matriculants to schools for each graduating class	13.64%	3
We provide the number of actual matriculants to schools for each class and over a span of years	4.55%	1
<b>Total</b>		<b>22</b>

### Q41 Do you track your graduates' performance while in college?

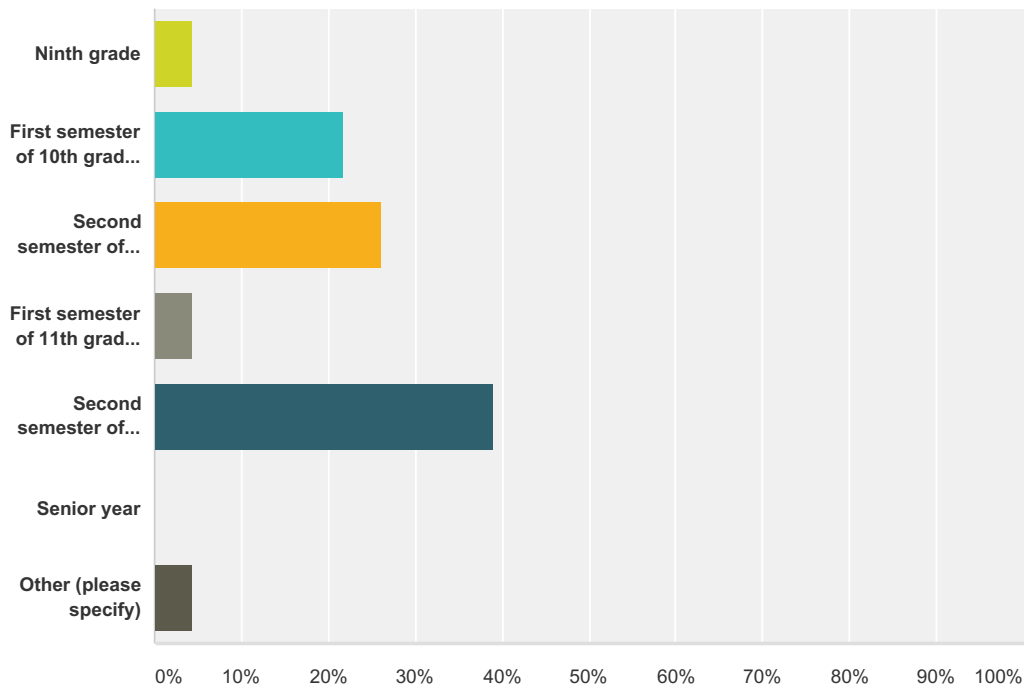
Answered: 22 Skipped: 8



Answer Choices	Responses	
Yes	0.00%	0
No	90.91%	20
If yes, how do you track this data?	9.09%	2
<b>Total</b>		<b>22</b>

### Q42 When do you assign students to counselors?

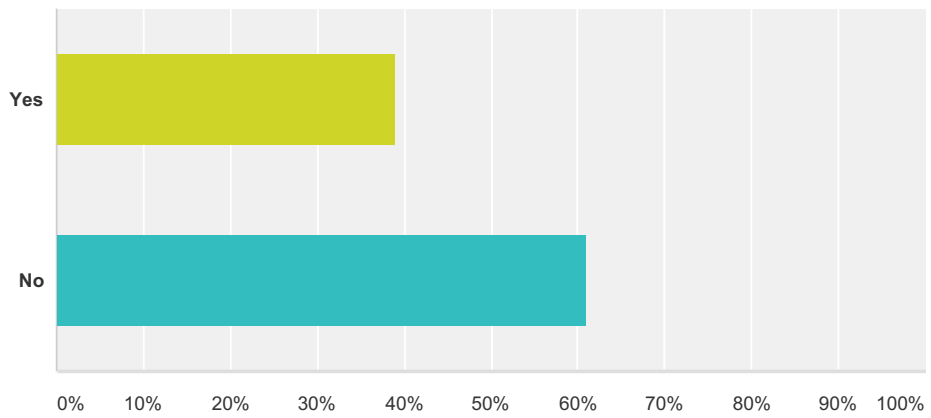
Answered: 23 Skipped: 7



Answer Choices	Responses
Ninth grade	4.35% 1
First semester of 10th grade year	21.74% 5
Second semester of 10th grade year	26.09% 6
First semester of 11th grade year	4.35% 1
Second semester of 11th grade year	39.13% 9
Senior year	0.00% 0
Other (please specify)	4.35% 1
<b>Total</b>	<b>23</b>

### Q43 Does your office run a college counseling class?

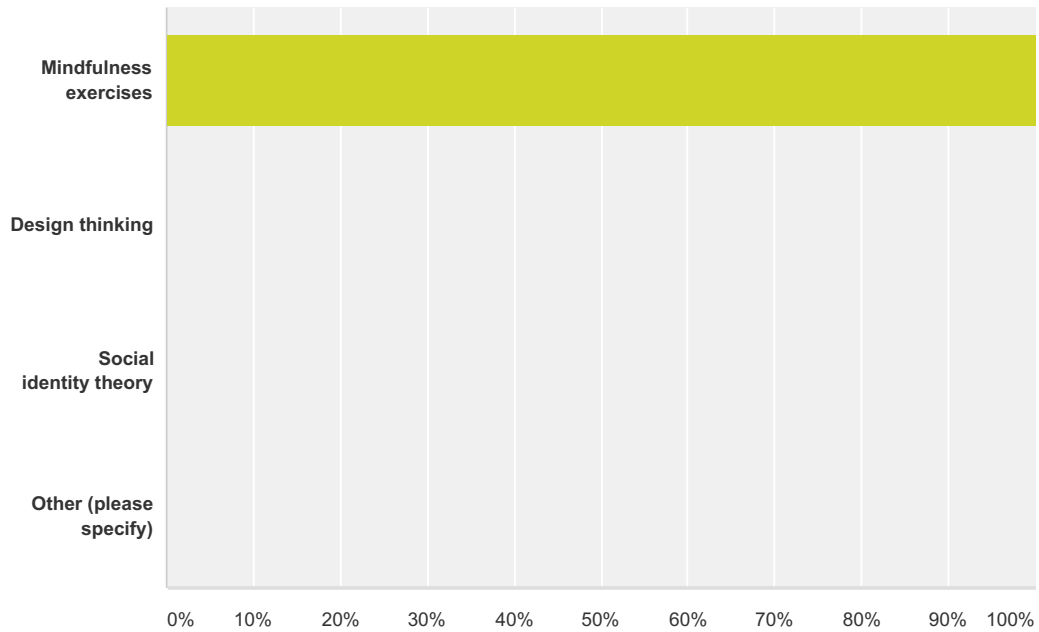
Answered: 23 Skipped: 7



Answer Choices	Responses	
Yes	39.13%	9
No	60.87%	14
<b>Total</b>		<b>23</b>

### Q44 Does your office use any of the following practices in working with families?

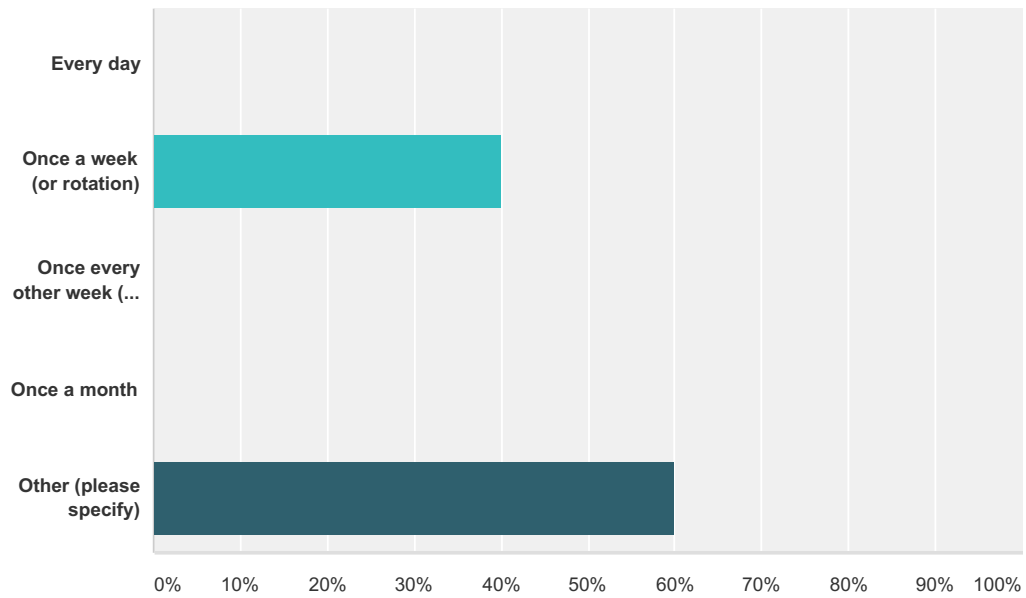
Answered: 1 Skipped: 29



Answer Choices	Responses
Mindfulness exercises	100.00% 1
Design thinking	0.00% 0
Social identity theory	0.00% 0
Other (please specify)	0.00% 0
<b>Total Respondents: 1</b>	

### Q45 If you run a college counseling class, how frequently do you meet with students?

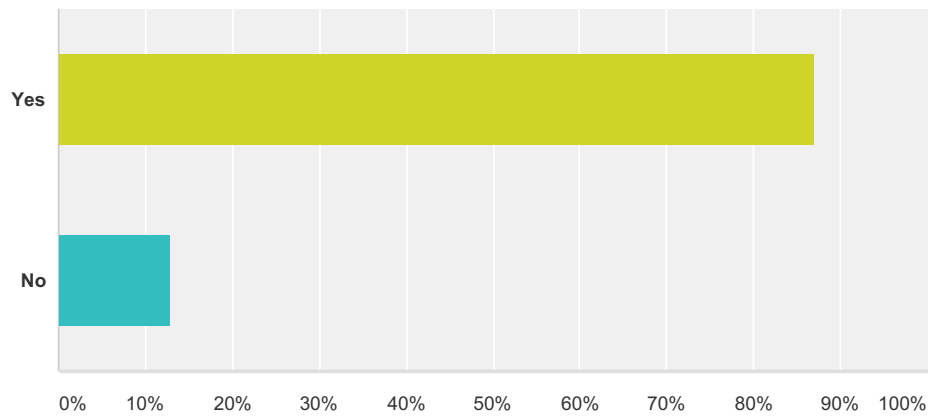
Answered: 10 Skipped: 20



Answer Choices	Responses
Every day	0.00% 0
Once a week (or rotation)	40.00% 4
Once every other week (or rotation)	0.00% 0
Once a month	0.00% 0
Other (please specify)	60.00% 6
<b>Total</b>	<b>10</b>

### Q46 Do you host a financial aid event on-campus?

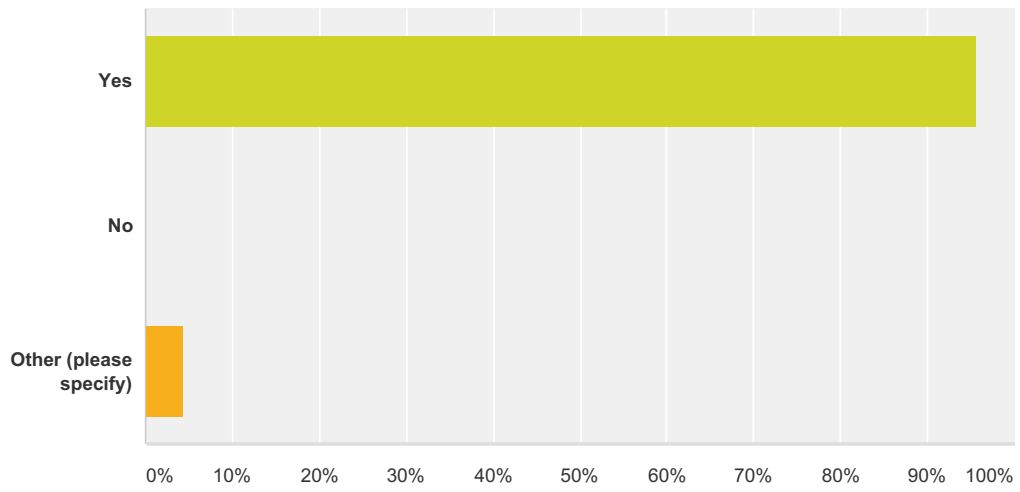
Answered: 23 Skipped: 7



Answer Choices	Responses	
Yes	86.96%	20
No	13.04%	3
<b>Total</b>		<b>23</b>

### Q47 Do you discuss financial aid with students and families directly?

Answered: 23 Skipped: 7

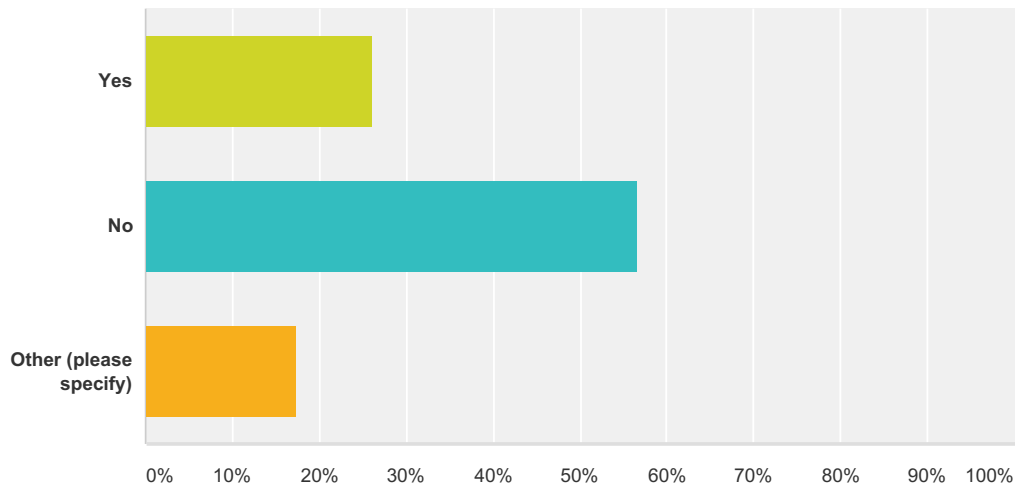


Answer Choices	Responses	
Yes	95.65%	22
No	0.00%	0
Other (please specify)	4.35%	1
<b>Total</b>		<b>23</b>



### Q48 Does your school provide test preparation in-house?

Answered: 23 Skipped: 7



Answer Choices	Responses	
Yes	26.09%	6
No	56.52%	13
Other (please specify)	17.39%	4
<b>Total</b>		<b>23</b>