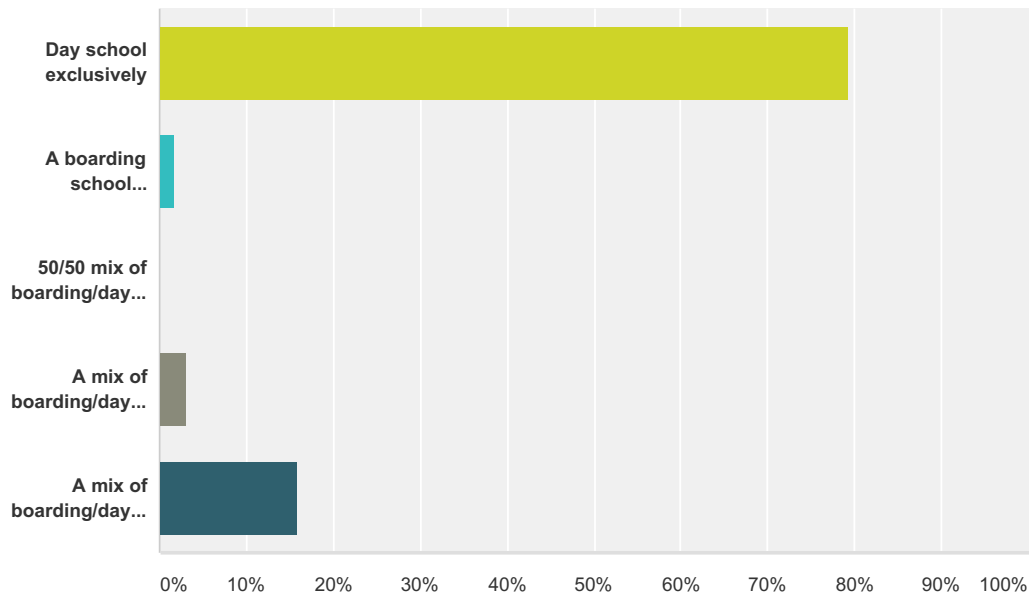


## Q1 Which best describes the student composition of your school?

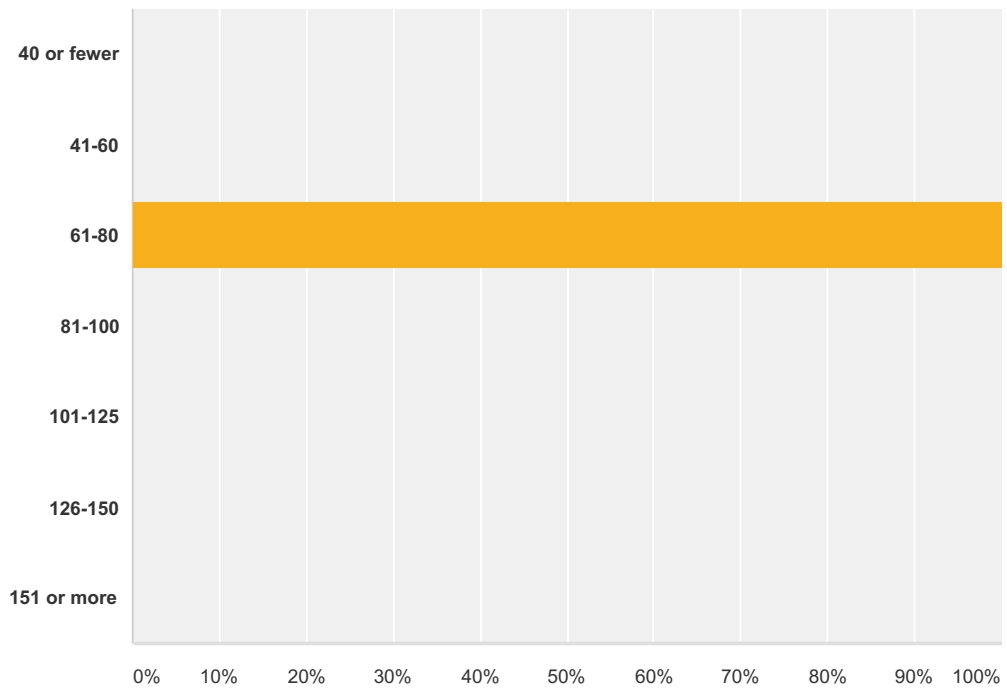
Answered: 63 Skipped: 0



Answer Choices	Responses	
Day school exclusively	79.37%	50
A boarding school exclusively	1.59%	1
50/50 mix of boarding/day students	0.00%	0
A mix of boarding/day with more day students	3.17%	2
A mix of boarding/day with more boarding students	15.87%	10
<b>Total</b>		<b>63</b>

## Q2 How many students are in your 2016-2017 senior class?

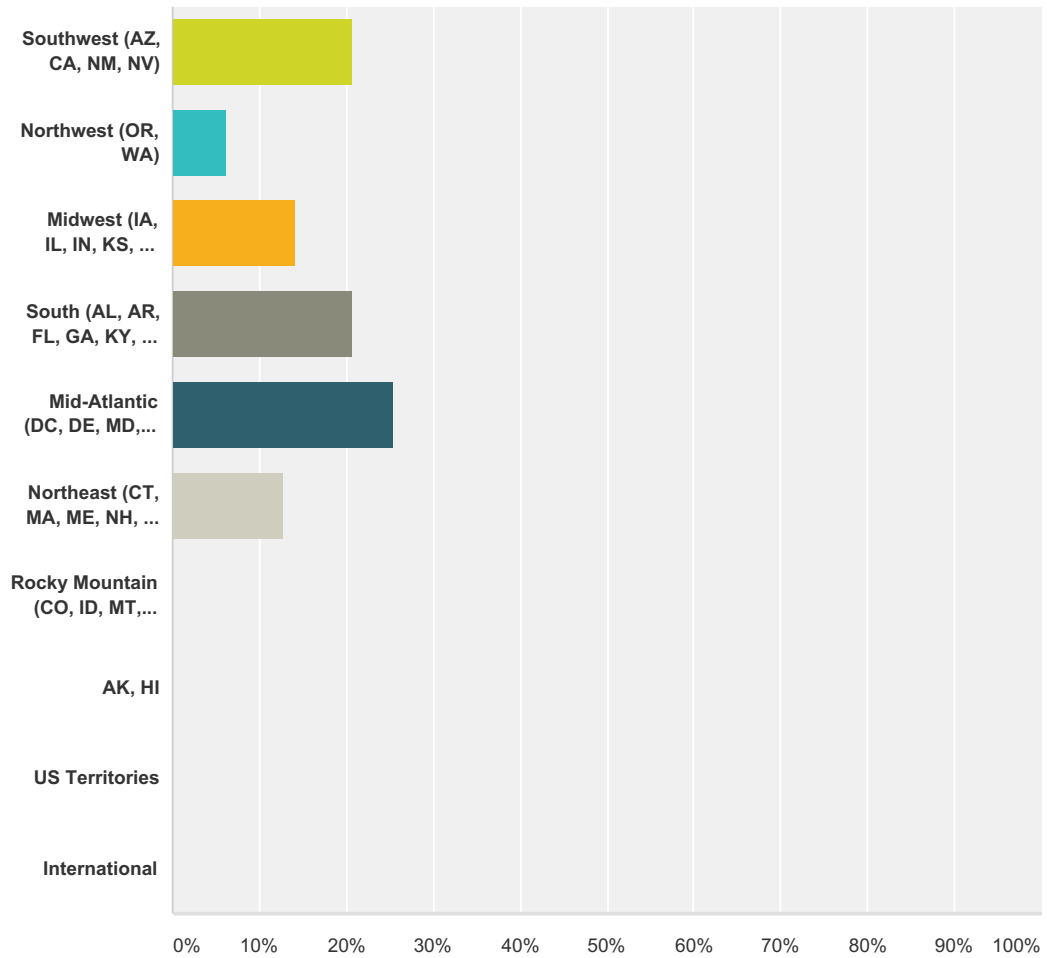
Answered: 63 Skipped: 0



Answer Choices	Responses
40 or fewer	0.00% 0
41-60	0.00% 0
61-80	100.00% 63
81-100	0.00% 0
101-125	0.00% 0
126-150	0.00% 0
151 or more	0.00% 0
<b>Total</b>	<b>63</b>

### Q3 Where is your school located?

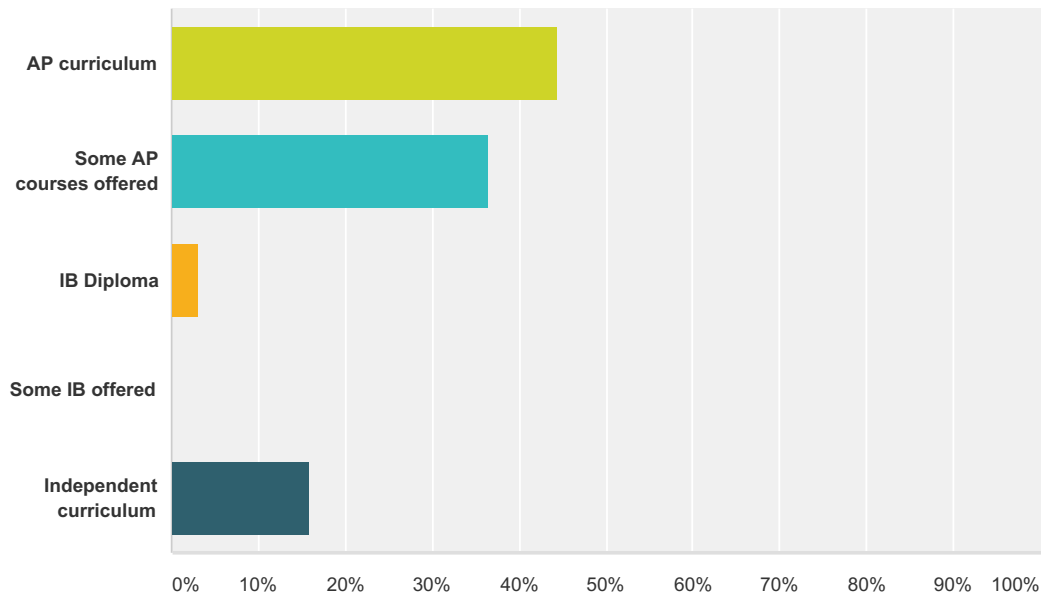
Answered: 63 Skipped: 0



Answer Choices	Responses	
Southwest (AZ, CA, NM, NV)	20.63%	13
Northwest (OR, WA)	6.35%	4
Midwest (IA, IL, IN, KS, MI, MN, MO, ND, NE, OH, OK, SD, WI)	14.29%	9
South (AL, AR, FL, GA, KY, LA, MS, NC, SC, TN, TX)	20.63%	13
Mid-Atlantic (DC, DE, MD, NJ, NY, PA, VA, WV)	25.40%	16
Northeast (CT, MA, ME, NH, RI, VT)	12.70%	8
Rocky Mountain (CO, ID, MT, NM, UT, WY)	0.00%	0
AK, HI	0.00%	0
US Territories	0.00%	0
International	0.00%	0
<b>Total</b>		<b>63</b>

## Q4 How would you best categorize your curriculum?

Answered: 63 Skipped: 0



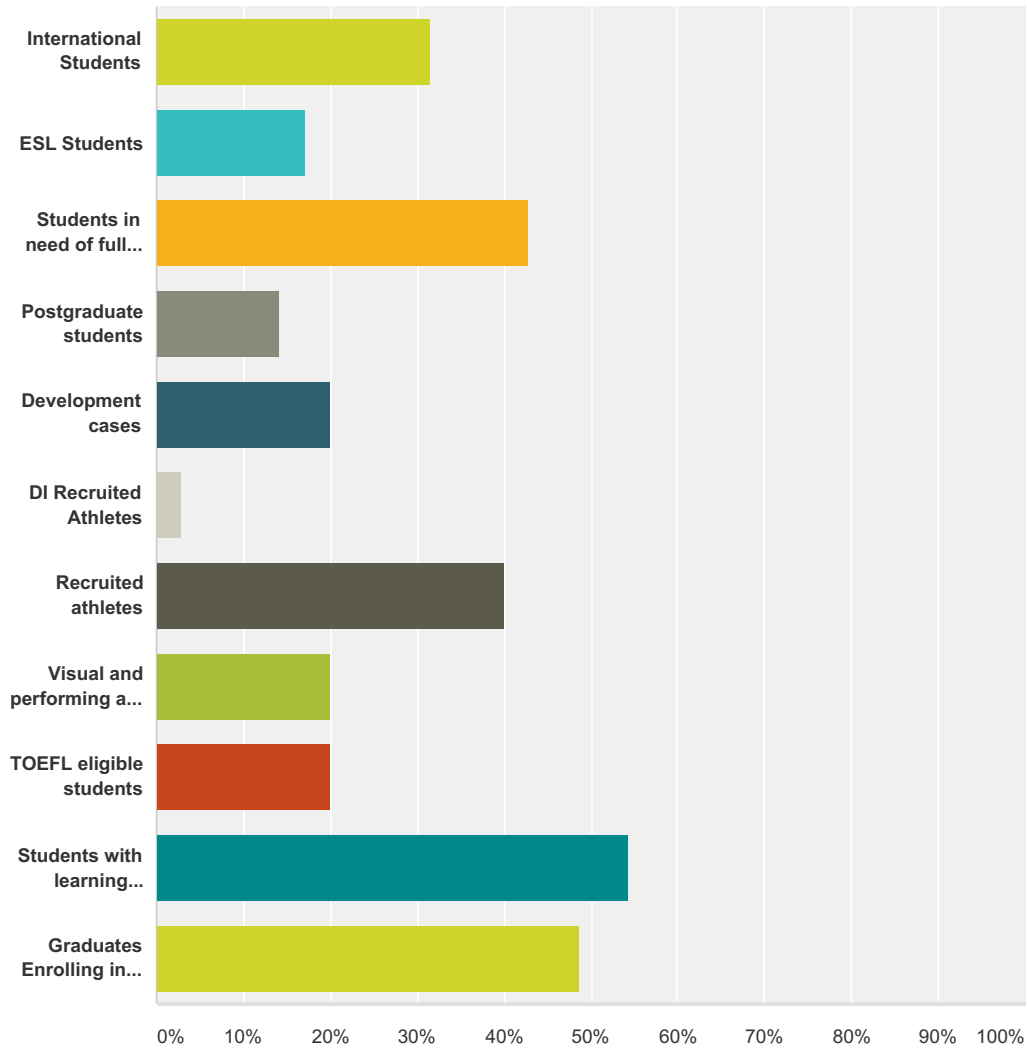
Answer Choices	Responses	
AP curriculum	44.44%	28
Some AP courses offered	36.51%	23
IB Diploma	3.17%	2
Some IB offered	0.00%	0
Independent curriculum	15.87%	10
<b>Total</b>		<b>63</b>

**Q5 Other than traditional labels such as AP, IB, Honors, etc., briefly describe how your school distinguishes the relative rigor or your courses.**

Answered: 32 Skipped: 31

**Q6 Which of the following types of students does your school have in significant numbers (over 15% of the class)? Please check all that apply.**

Answered: 35 Skipped: 28



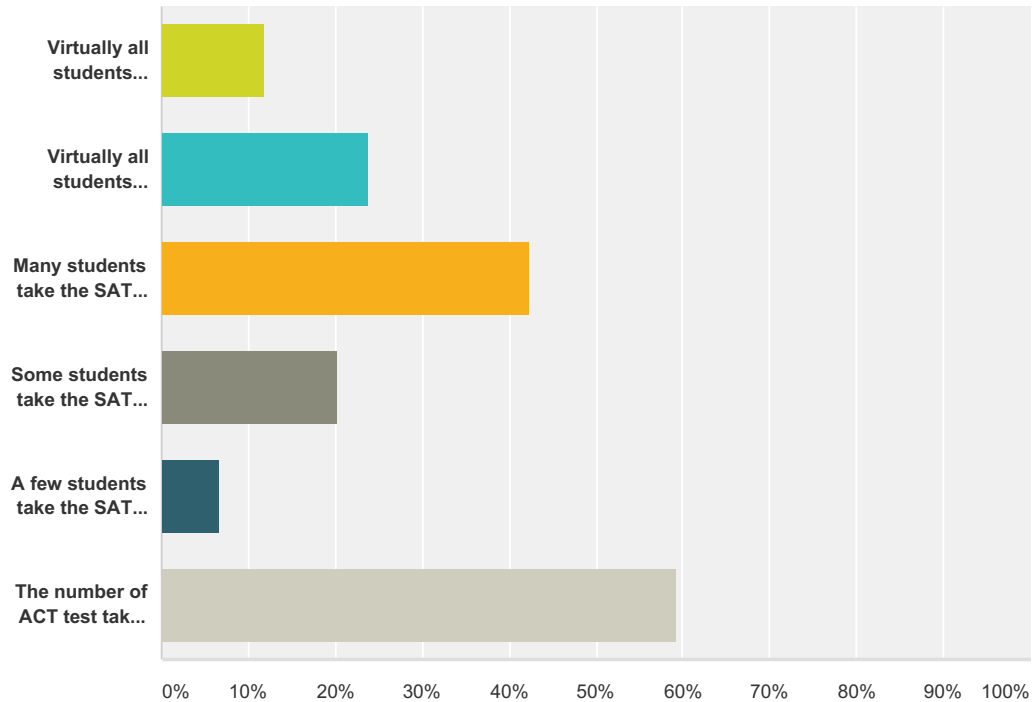
Answer Choices	Responses	
International Students	31.43%	11
ESL Students	17.14%	6
Students in need of full financial assistance	42.86%	15
Postgraduate students	14.29%	5
Development cases	20.00%	7
DI Recruited Athletes	2.86%	1
Recruited athletes	40.00%	14

## ACCIS Member Survey 2016

Visual and performing arts applicants	20.00%	7
TOEFL eligible students	20.00%	7
Students with learning disabilities	54.29%	19
Graduates Enrolling in Test Optional Colleges	48.57%	17
<b>Total Respondents: 35</b>		

**Q7 Which of the following descriptions accurately describes the standardized testing practices of your students? Please check all that apply.**

Answered: 59 Skipped: 4

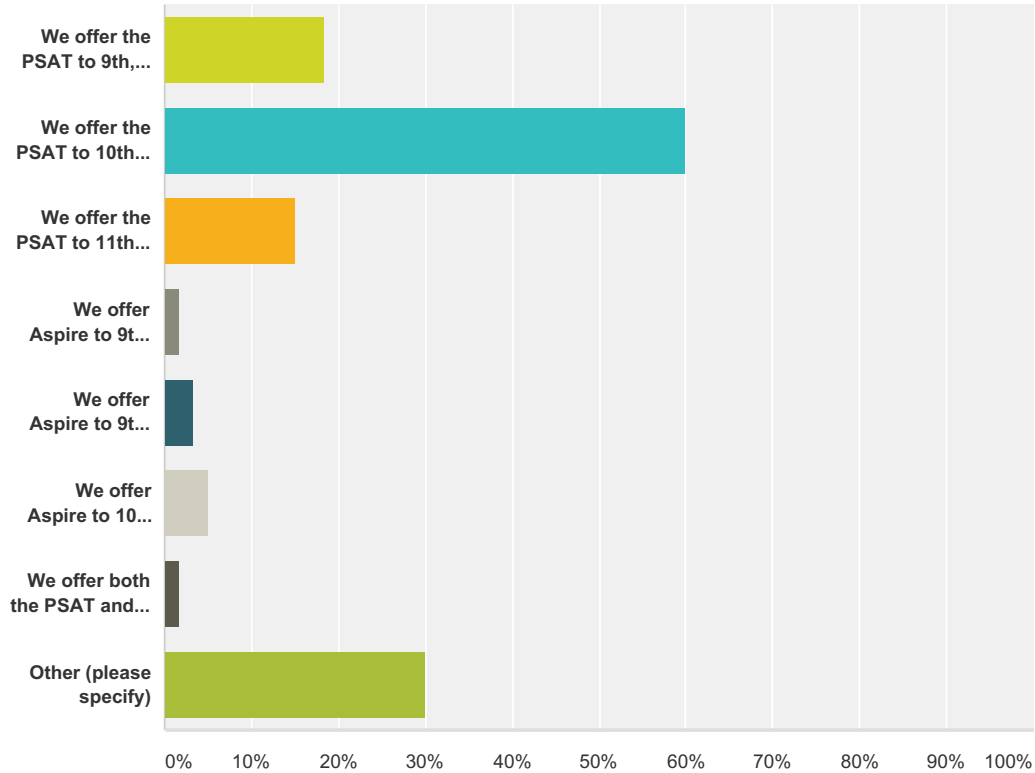


Answer Choices	Responses	
Virtually all students exclusively take the SAT Reasoning exam	11.86%	7
Virtually all students exclusively take the ACT exam	23.73%	14
Many students take the SAT Reasoning exam and the ACT exam (more than 75% take the SAT)	42.37%	25
Some students take the SAT Reasoning exam and the ACT exam (fewer than 50 % take the SAT)	20.34%	12
A few students take the SAT Reasoning exam and the ACT exam (fewer than 25% take the SAT)	6.78%	4
The number of ACT test takers at my school has risen steadily over the past 2-3 years.	59.32%	35
Total Respondents: 59		



### Q8 Which of the following best describes the way in which your school begins standardized testing with your students?

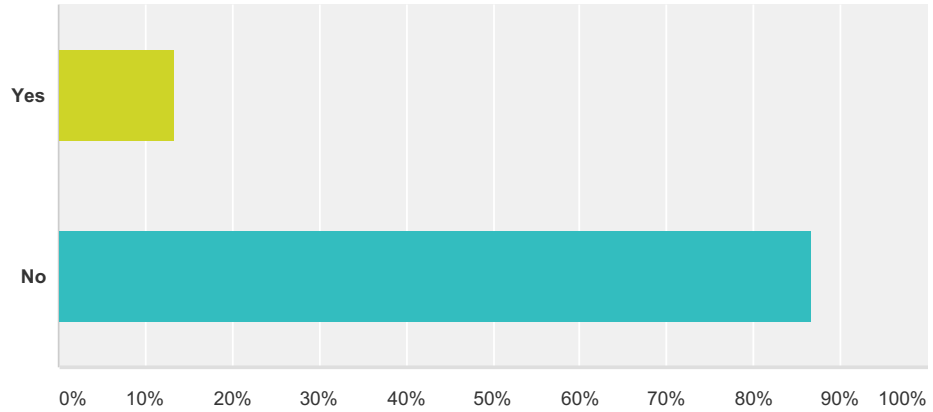
Answered: 60 Skipped: 3



Answer Choices	Responses	
We offer the PSAT to 9th, 10th, & 11th grade students	18.33%	11
We offer the PSAT to 10th & 11th grade students	60.00%	36
We offer the PSAT to 11th grade students only	15.00%	9
We offer Aspire to 9th grade students	1.67%	1
We offer Aspire to 9th and 10th grade students	3.33%	2
We offer Aspire to 10th grade students only	5.00%	3
We offer both the PSAT and Aspire tests	1.67%	1
Other (please specify)	30.00%	18
Total Respondents: 60		

### Q9 Do you administer the College Work Readiness Assessment (CWRA) at your school?

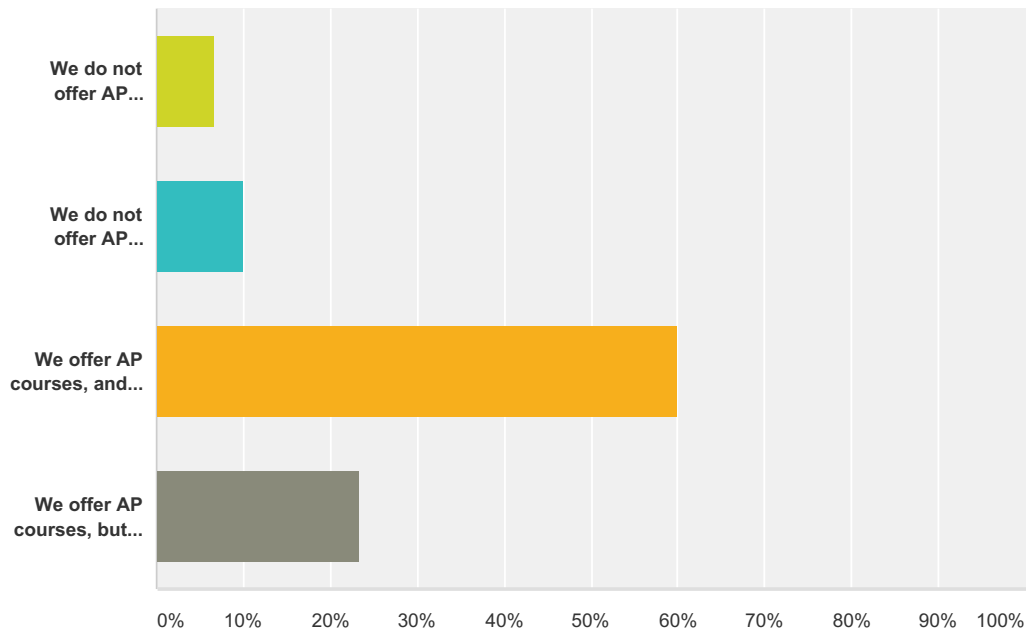
Answered: 60 Skipped: 3



Answer Choices	Responses	
Yes	13.33%	8
No	86.67%	52
Total		60

### Q10 Which of the following best captures your school's approach to AP?

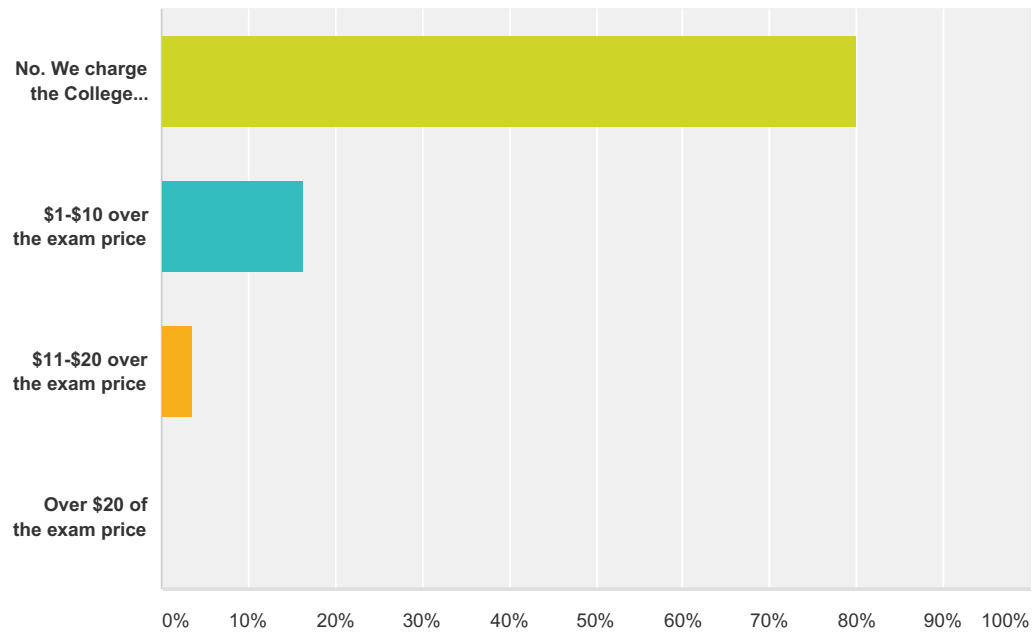
Answered: 60 Skipped: 3



Answer Choices	Responses	
We do not offer AP courses	6.67%	4
We do not offer AP courses but do administer a number of AP exams	10.00%	6
We offer AP courses, and students enrolled in AP courses must take the AP exam.	60.00%	36
We offer AP courses, but it is up to the student to decide whether or not to take the AP exam.	23.33%	14
<b>Total</b>		<b>60</b>

### Q11 If you offer AP's, do you charge students more than the exam price?

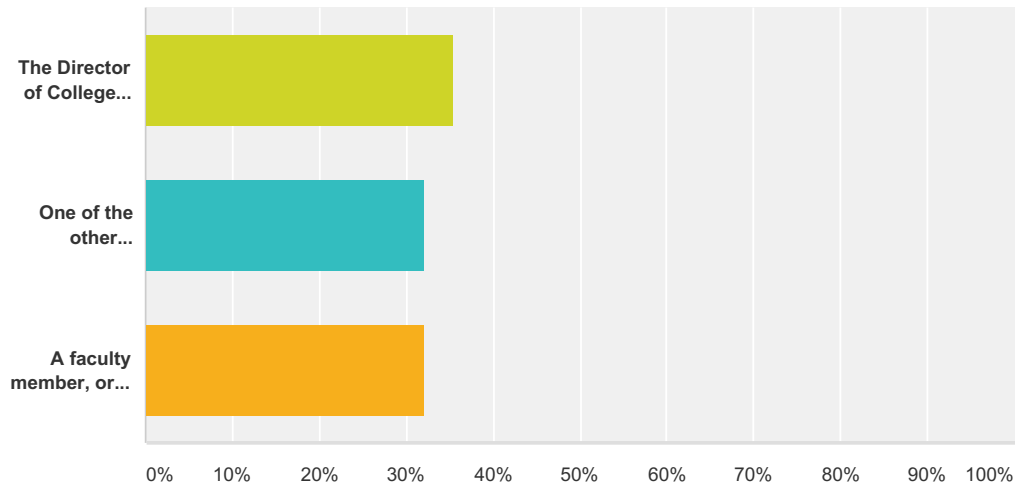
Answered: 55 Skipped: 8



Answer Choices	Responses	
No. We charge the College Board exam price.	80.00%	44
\$1-\$10 over the exam price	16.36%	9
\$11-\$20 over the exam price	3.64%	2
Over \$20 of the exam price	0.00%	0
<b>Total</b>		<b>55</b>

## Q12 Which of the following best describes the administration and oversight of standardized testing at your school?

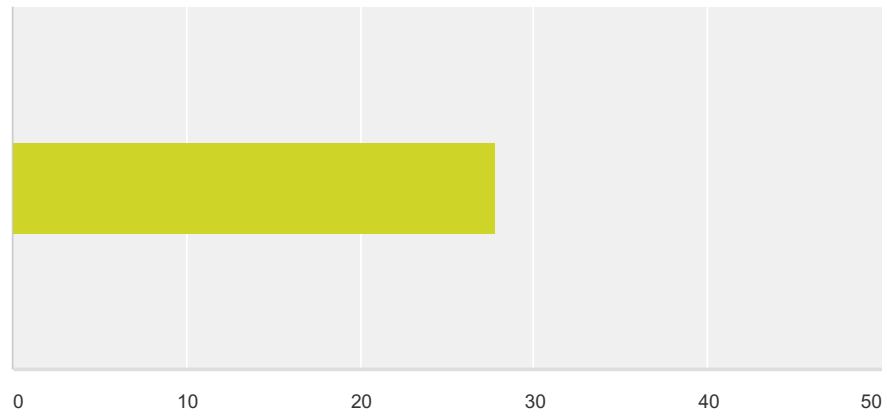
Answered: 59 Skipped: 4



Answer Choices	Responses	
The Director of College Counseling serves as the testing coordinator	35.59%	21
One of the other counselors serves as the testing coordinator	32.20%	19
A faculty member, or administrator not a part of the college counseling office, serves as testing coordinator	32.20%	19
<b>Total</b>		<b>59</b>

### Q13 What is the median composite score on the ACT for your senior class?

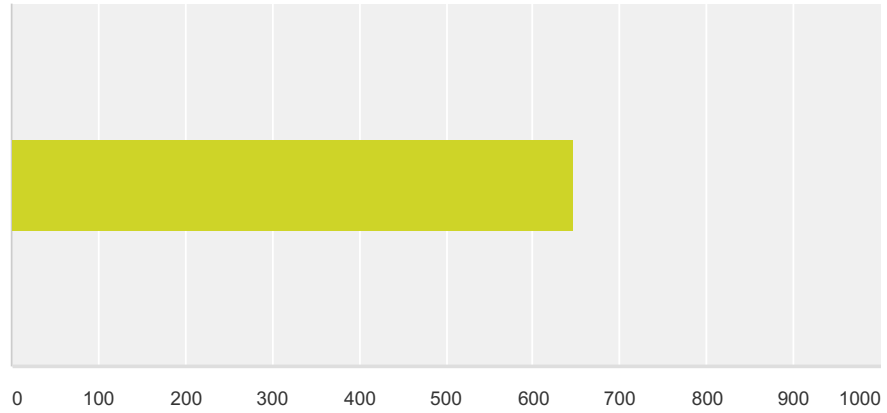
Answered: 51 Skipped: 12



Answer Choices	Average Number	Total Number	Responses
	28	1,415	51
Total Respondents: 51			

# **Q14 What is the median score on the EBRW section of the redesigned SAT?**

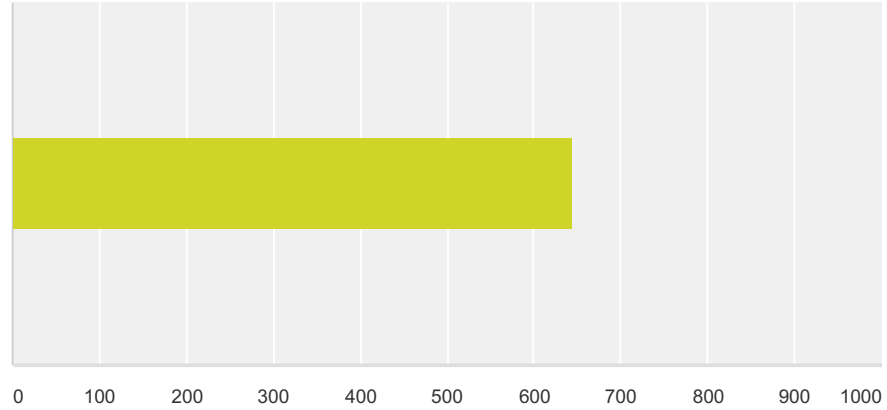
Answered: 38 Skipped: 25



Answer Choices	Average Number	Total Number	Responses
	648	24,610	38
Total Respondents: 38			

# **Q15 What is your current student average score on the Math section of the redesigned SAT?**

Answered: 40 Skipped: 23

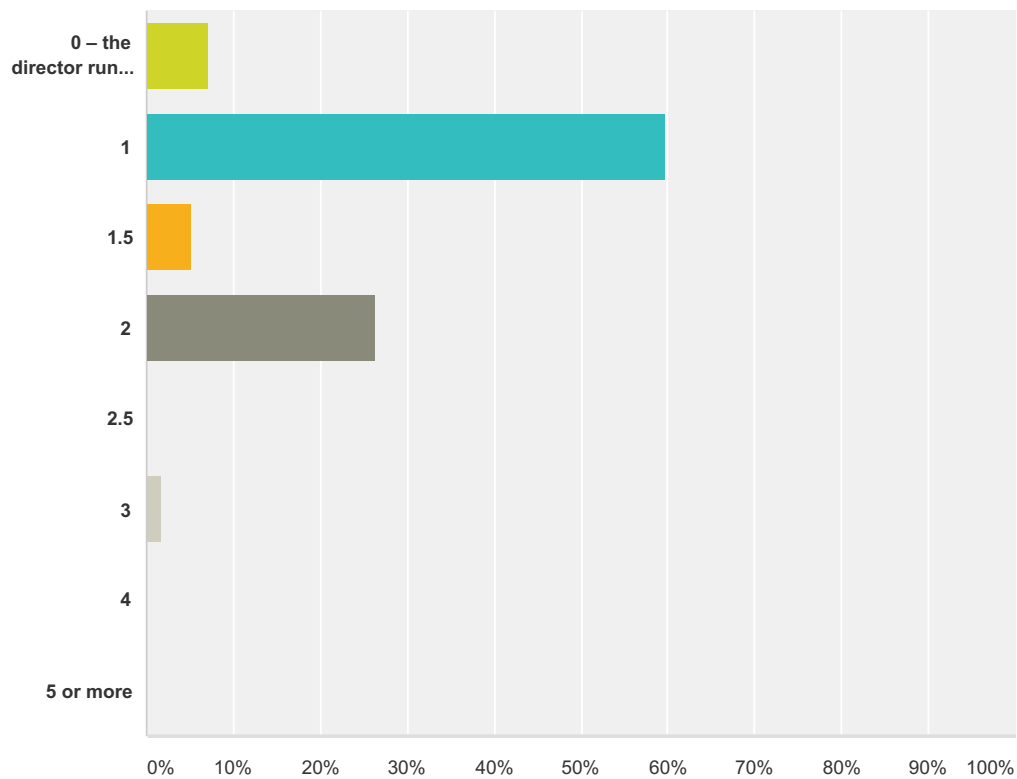


Answer Choices	Average Number	Total Number	Responses
	646	25,820	40
Total Respondents: 40			



### Q16 How many counselors report to the Director(s) of College Counseling?

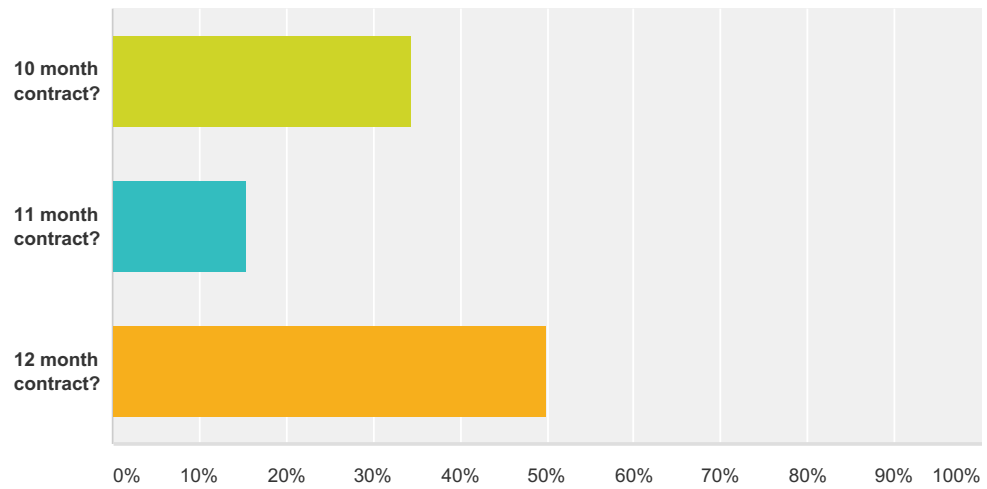
Answered: 57 Skipped: 6



Answer Choices	Responses	
0 – the director runs a one person shop	7.02%	4
1	59.65%	34
1.5	5.26%	3
2	26.32%	15
2.5	0.00%	0
3	1.75%	1
4	0.00%	0
5 or more	0.00%	0
<b>Total</b>		<b>57</b>

## Q17 Are the Director(s) of College Counseling on a

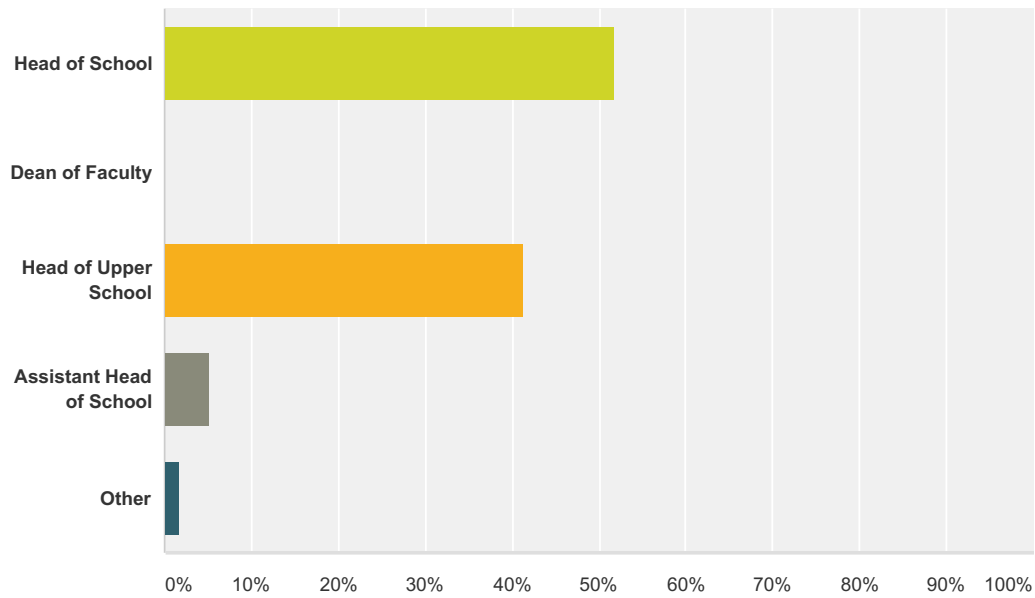
Answered: 58 Skipped: 5



Answer Choices	Responses	
10 month contract?	34.48%	20
11 month contract?	15.52%	9
12 month contract?	50.00%	29
<b>Total</b>		<b>58</b>

### Q18 To whom does the Director(s) of College Counseling report?

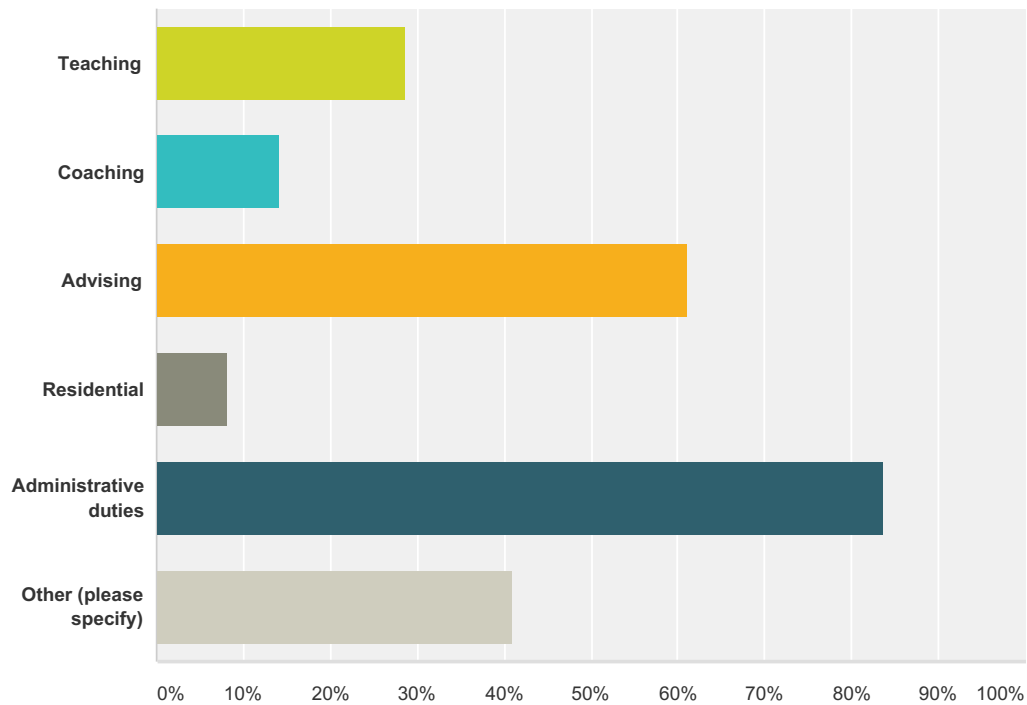
Answered: 58 Skipped: 5



Answer Choices	Responses	
Head of School	51.72%	30
Dean of Faculty	0.00%	0
Head of Upper School	41.38%	24
Assistant Head of School	5.17%	3
Other	1.72%	1
<b>Total</b>		<b>58</b>

### Q19 What other responsibilities does the Director have? Please check all that apply.

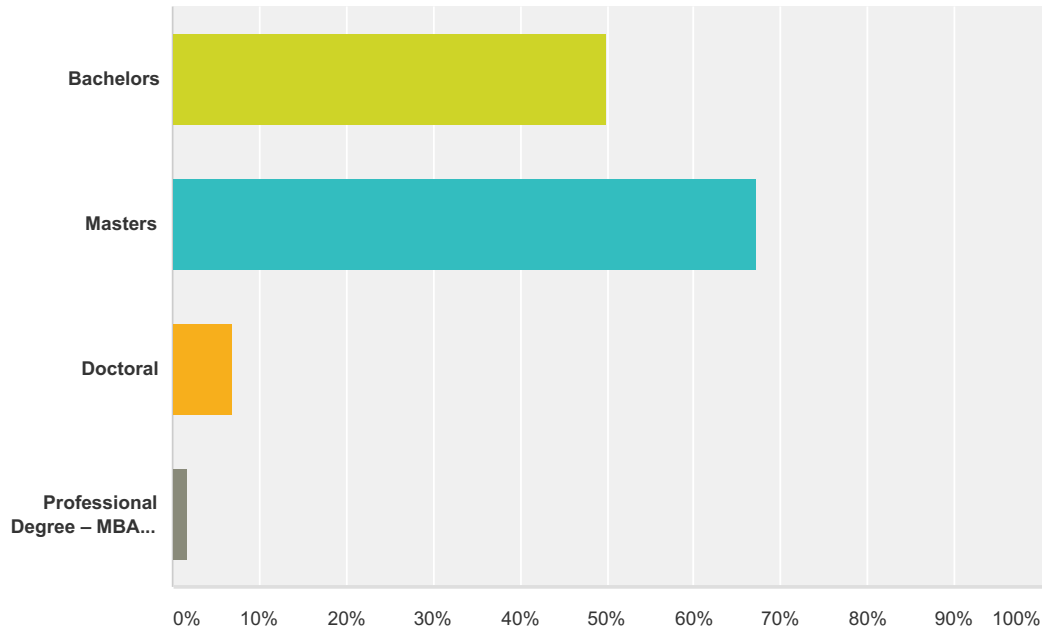
Answered: 49 Skipped: 14



Answer Choices	Responses	
Teaching	28.57%	14
Coaching	14.29%	7
Advising	61.22%	30
Residential	8.16%	4
Administrative duties	83.67%	41
Other (please specify)	40.82%	20
<b>Total Respondents: 49</b>		

**Q20 Which of the following best describes the education earned by the Director(s) of College Counseling? Please check all that apply.**

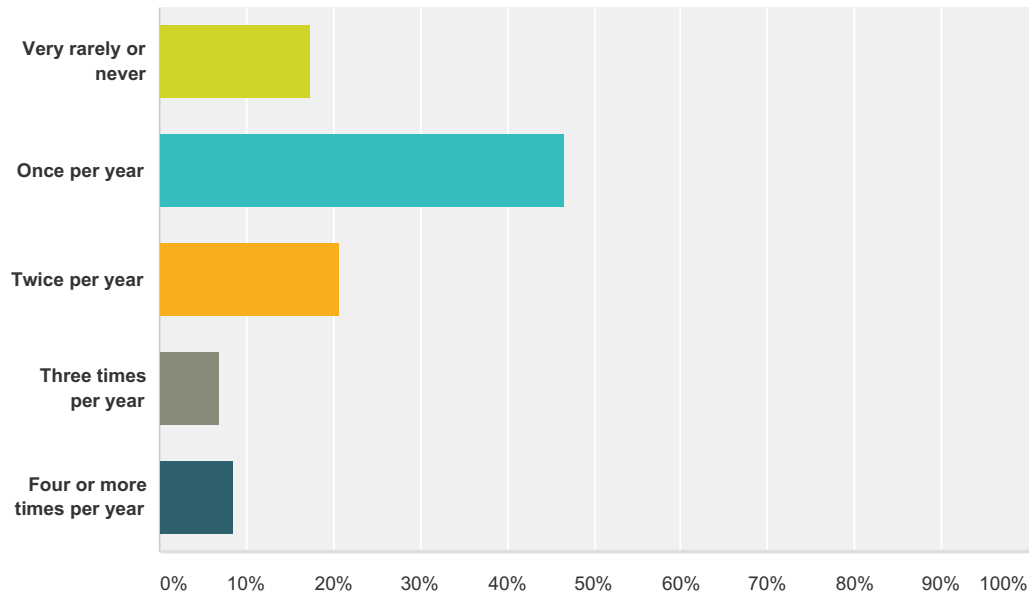
Answered: 58 Skipped: 5



Answer Choices	Responses	
Bachelors	50.00%	29
Masters	67.24%	39
Doctoral	6.90%	4
Professional Degree – MBA, JD, etc.	1.72%	1
Total Respondents: 58		

## Q21 How often does the Director(s) of College Counseling report to the Board of Trustees?

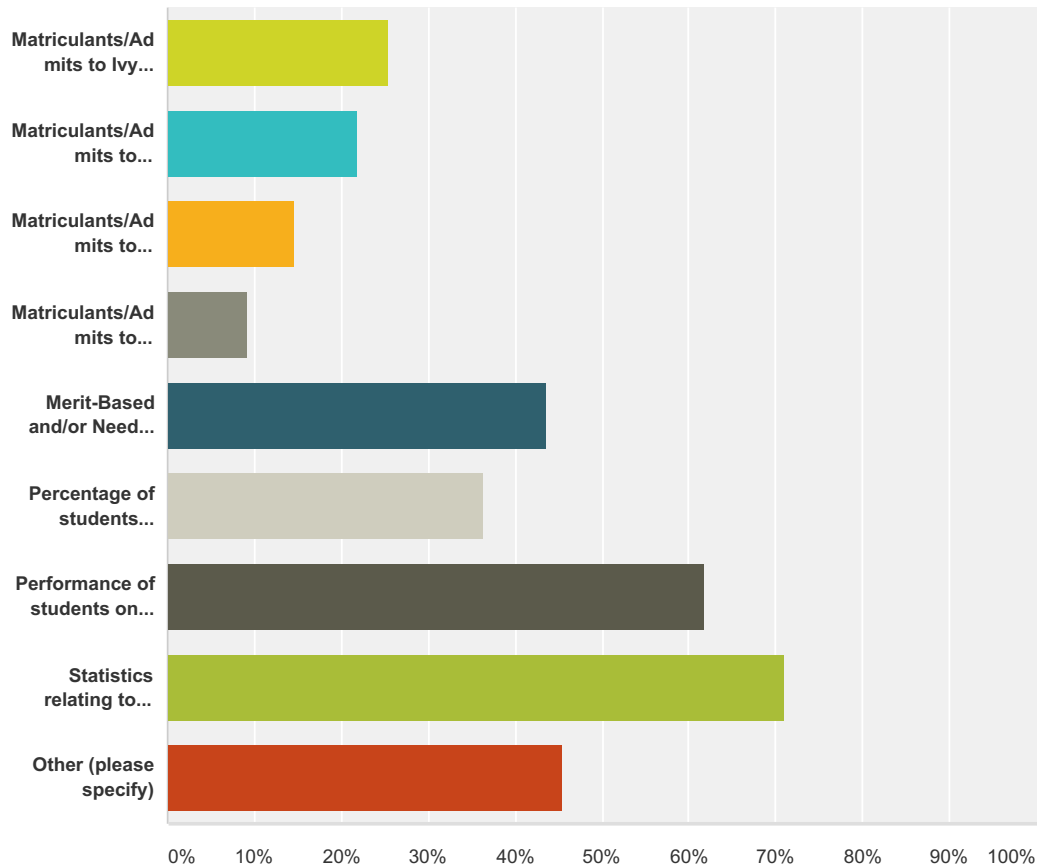
Answered: 58 Skipped: 5



Answer Choices	Responses
Very rarely or never	17.24% 10
Once per year	46.55% 27
Twice per year	20.69% 12
Three times per year	6.90% 4
Four or more times per year	8.62% 5
<b>Total</b>	<b>58</b>

**Q22 Which of the following statistics do you report to the Board of Trustees? Please check all that apply.**

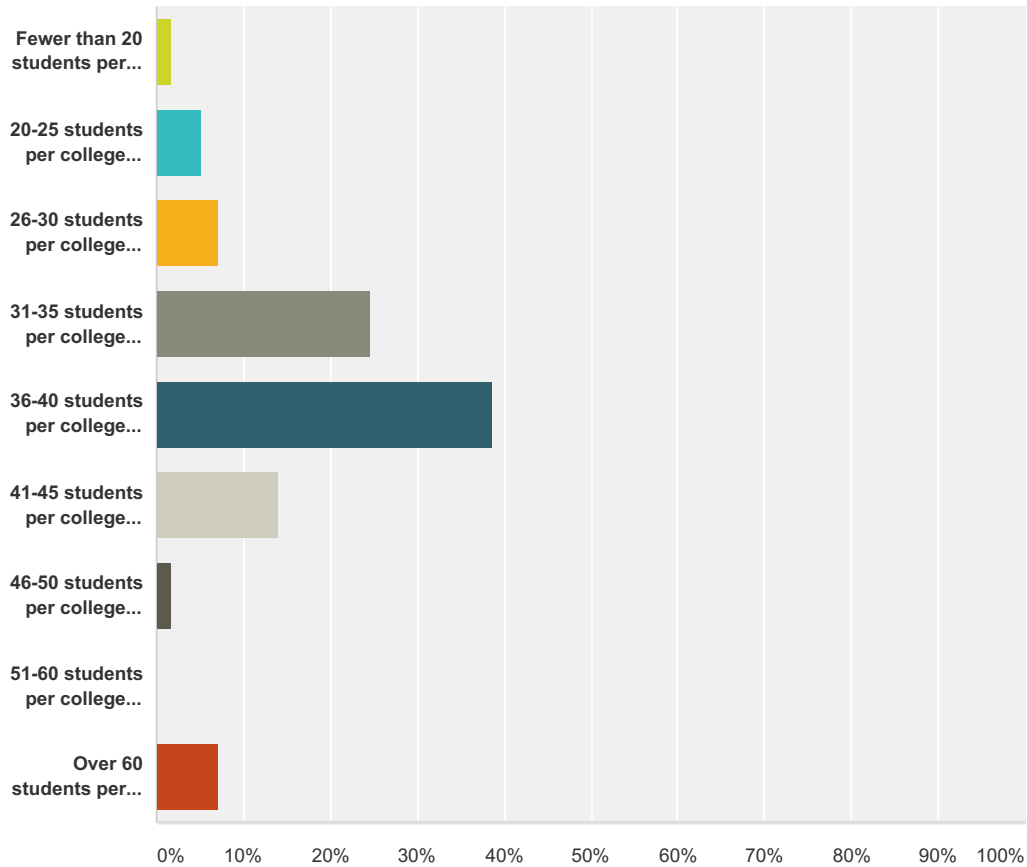
Answered: 55 Skipped: 8



Answer Choices	Responses	
Matriculants/Admits to Ivy League Institutions	25.45%	14
Matriculants/Admits to colleges based on US News rankings	21.82%	12
Matriculants/Admits to colleges based on Barron's	14.55%	8
Matriculants/Admits to colleges based on another publication (Washingtonian, Forbes, etc.)	9.09%	5
Merit-Based and/or Need Based Aid Awarded	43.64%	24
Percentage of students accepted to their first choice, second choice, etc.	36.36%	20
Performance of students on standardized tests (SATs, ACTs, PSATs, APs,)	61.82%	34
Statistics relating to Early Decision and Early Action	70.91%	39
Other (please specify)	45.45%	25
Total Respondents: 55		

**Q23 Which best describes the average FTE (Full Time Equivalent) caseload in your office (i.e. # of seniors divided by the number of FTE college counselors)?**

Answered: 57 Skipped: 6

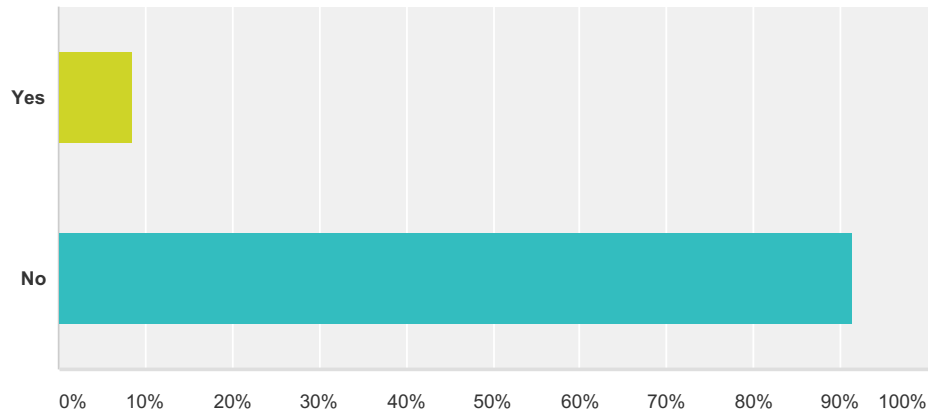


Answer Choices	Responses	
Fewer than 20 students per college counselor	1.75%	1
20-25 students per college counselor	5.26%	3
26-30 students per college counselor	7.02%	4
31-35 students per college counselor	24.56%	14
36-40 students per college counselor	38.60%	22
41-45 students per college counselor	14.04%	8
46-50 students per college counselor	1.75%	1
51-60 students per college counselor	0.00%	0
Over 60 students per college counselor	7.02%	4
<b>Total</b>		<b>57</b>



## Q24 Does the Director of College Counseling have a reduced caseload?

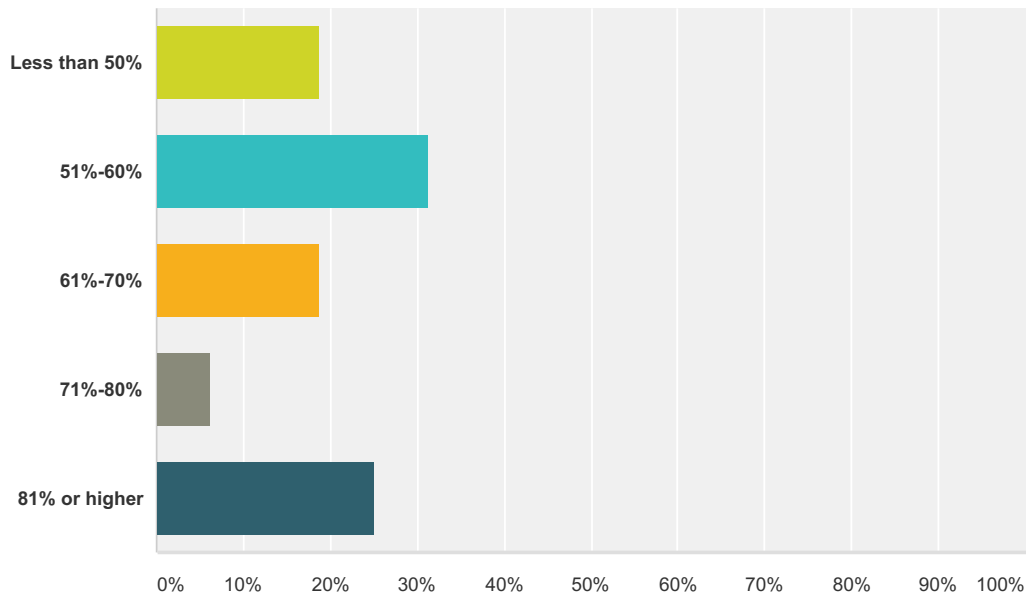
Answered: 58 Skipped: 5



Answer Choices	Responses	
Yes	8.62%	5
No	91.38%	53
<b>Total</b>		<b>58</b>

**Q25 If so, approximately what percentage of students does the Director have in comparison to the other FTEs in the office? (Example: if the full time caseload is 60, and the Director has 45, then the Director has 75% of the typical FTE's caseload.)**

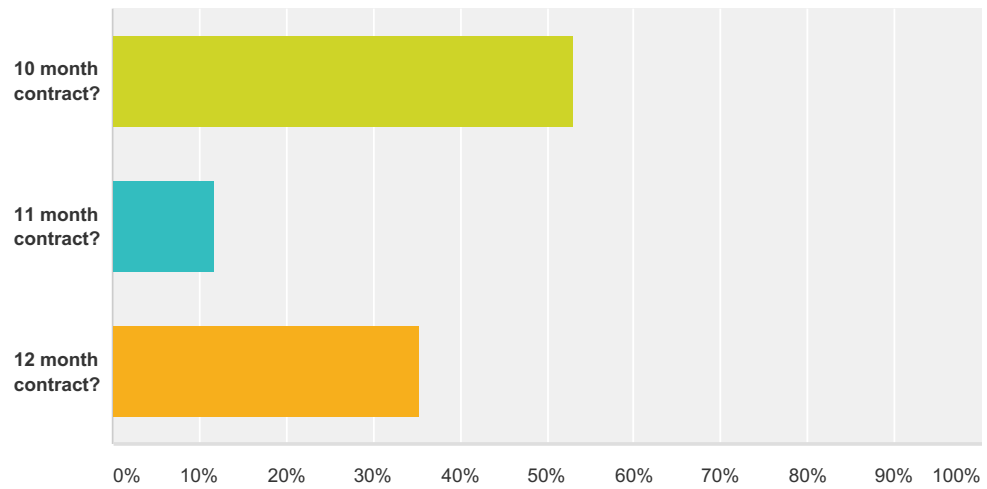
Answered: 16 Skipped: 47



Answer Choices	Responses
Less than 50%	18.75% 3
51%-60%	31.25% 5
61%-70%	18.75% 3
71%-80%	6.25% 1
81% or higher	25.00% 4
<b>Total</b>	<b>16</b>

## Q26 Are other full-time college counselors on a

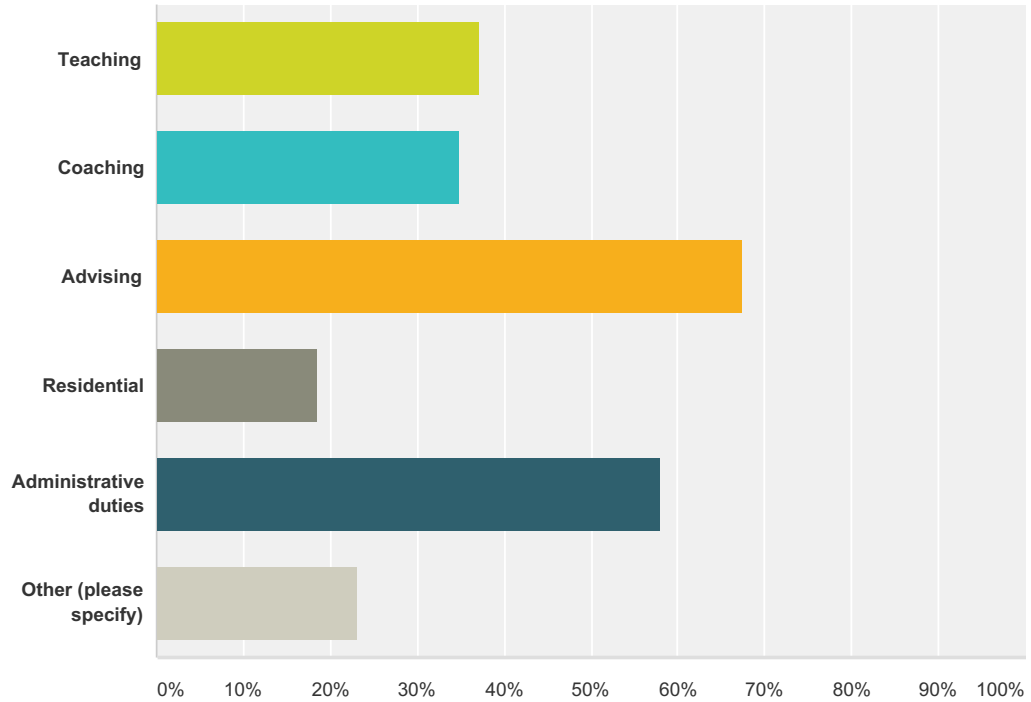
Answered: 51 Skipped: 12



Answer Choices	Responses	
10 month contract?	52.94%	27
11 month contract?	11.76%	6
12 month contract?	35.29%	18
<b>Total</b>		<b>51</b>

**Q27 What other responsibilities do your other full-time counselors have? Please check all that apply.**

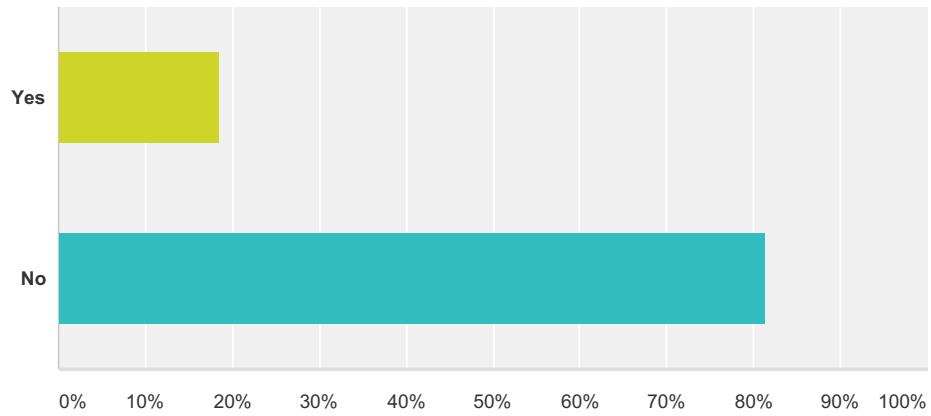
Answered: 43 Skipped: 20



Answer Choices	Responses	
Teaching	37.21%	16
Coaching	34.88%	15
Advising	67.44%	29
Residential	18.60%	8
Administrative duties	58.14%	25
Other (please specify)	23.26%	10
Total Respondents: 43		

## Q28 Does the compensation for your other counselors include housing?

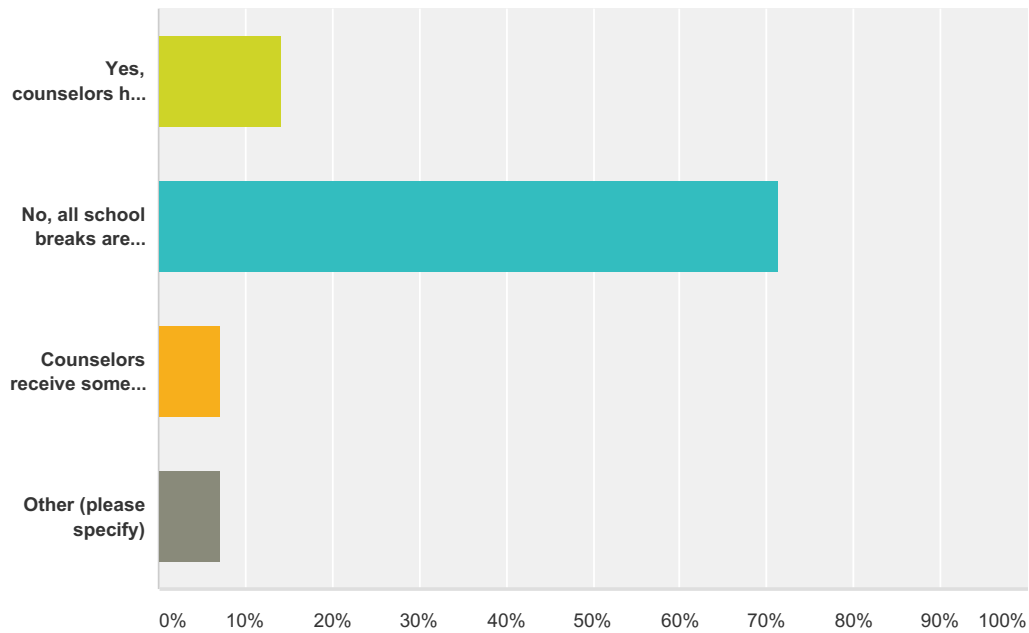
Answered: 54 Skipped: 9



Answer Choices	Responses	
Yes	18.52%	10
No	81.48%	44
Total		54

## Q29 Do college counselors have to use vacation days during school breaks?

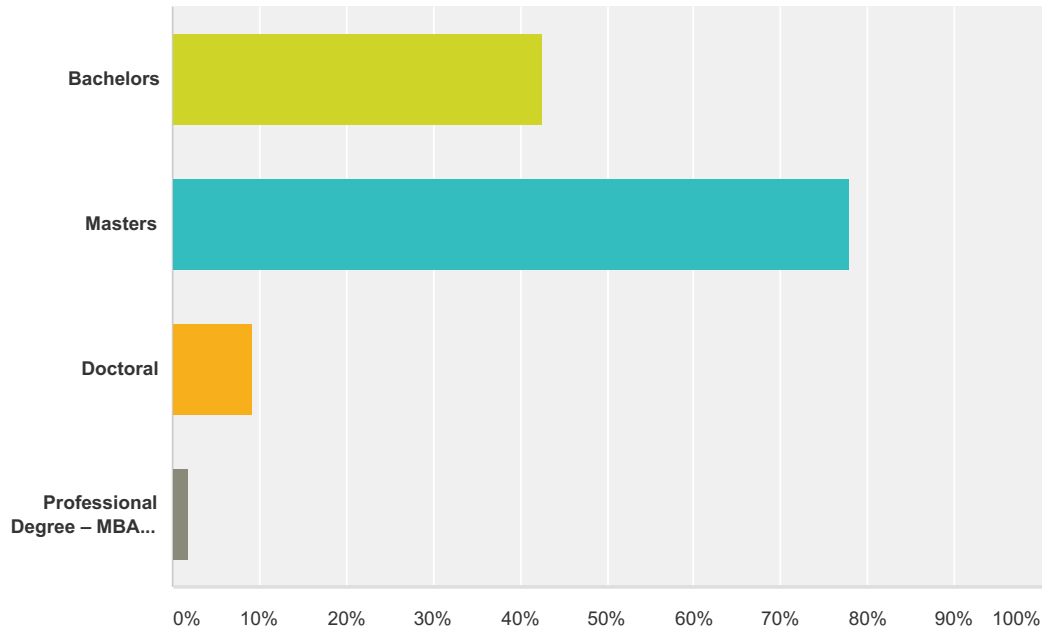
Answered: 56 Skipped: 7



Answer Choices	Responses	
Yes, counselors have to use vacation days since breaks are not included as time off	14.29%	8
No, all school breaks are included as time off	71.43%	40
Counselors receive some "free" days off during schools breaks, but otherwise have to use vacation days	7.14%	4
Other (please specify)	7.14%	4
<b>Total</b>		<b>56</b>

**Q30 Which of the following best describes the education earned by other full-time college counselors in your office? Please check all that apply.**

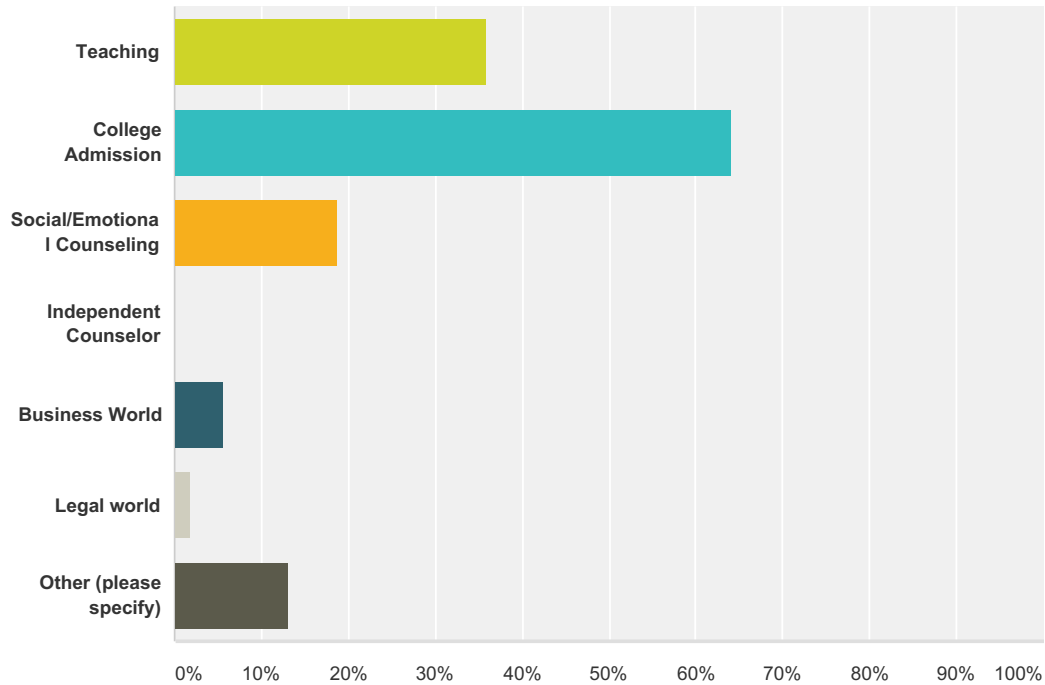
Answered: 54 Skipped: 9



Answer Choices	Responses	
Bachelors	42.59%	23
Masters	77.78%	42
Doctoral	9.26%	5
Professional Degree – MBA, JD, etc.	1.85%	1
Total Respondents: 54		

**Q31 Which of the following best describes the occupational background of other full-time college counselors in your office?  
Please check all that apply.**

Answered: 53 Skipped: 10

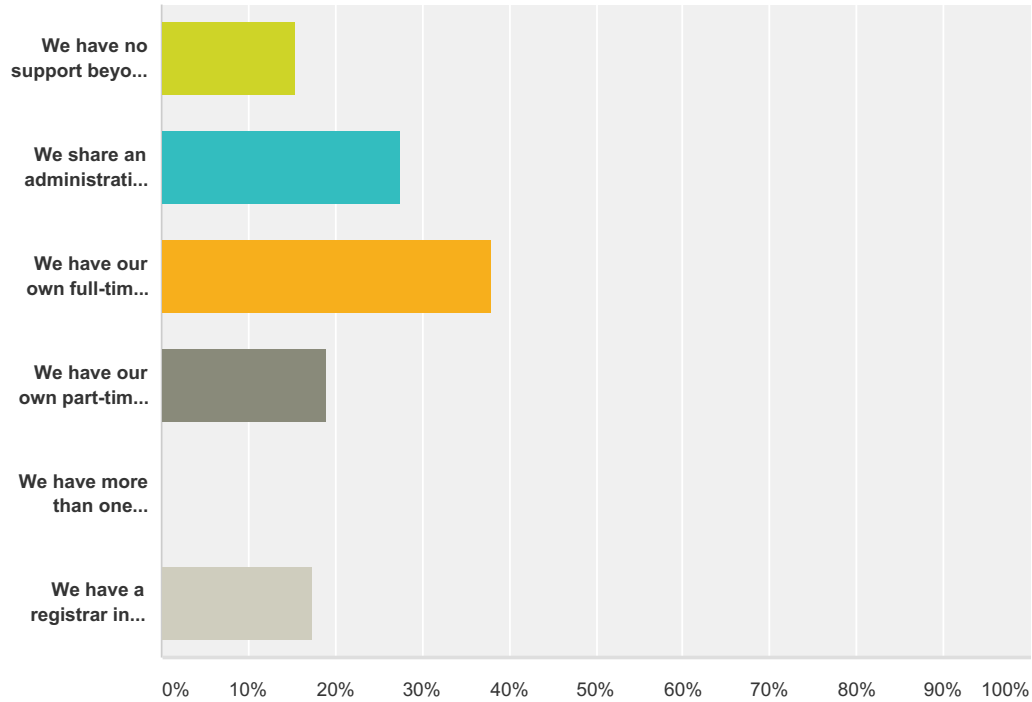


Answer Choices	Responses	
Teaching	35.85%	19
College Admission	64.15%	34
Social/Emotional Counseling	18.87%	10
Independent Counselor	0.00%	0
Business World	5.66%	3
Legal world	1.89%	1
Other (please specify)	13.21%	7
Total Respondents: 53		



**Q32 Which of the following best describes the support staff available to your office?  
Please check all that apply.**

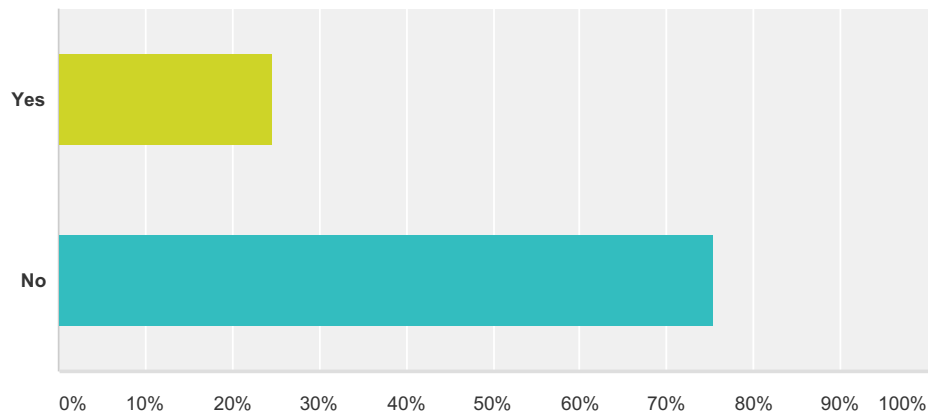
Answered: 58 Skipped: 5



Answer Choices	Responses	
We have no support beyond the counselor or counselors	15.52%	9
We share an administrative assistant with another office	27.59%	16
We have our own full-time administrative assistant	37.93%	22
We have our own part-time administrative assistant	18.97%	11
We have more than one administrative assistant	0.00%	0
We have a registrar in addition to an administrative assistant	17.24%	10
<b>Total Respondents: 58</b>		

### Q33 Does your school use its own Secondary School Report?

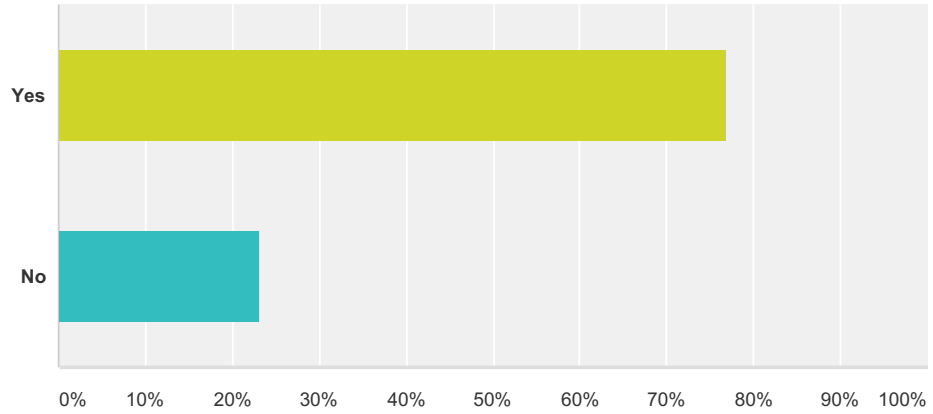
Answered: 57 Skipped: 6



Answer Choices	Responses	
Yes	24.56%	14
No	75.44%	43
<b>Total</b>		<b>57</b>

**Q34 Do you evaluate the rigor of a student's curriculum, either on your own SSR or on the Common Application?**

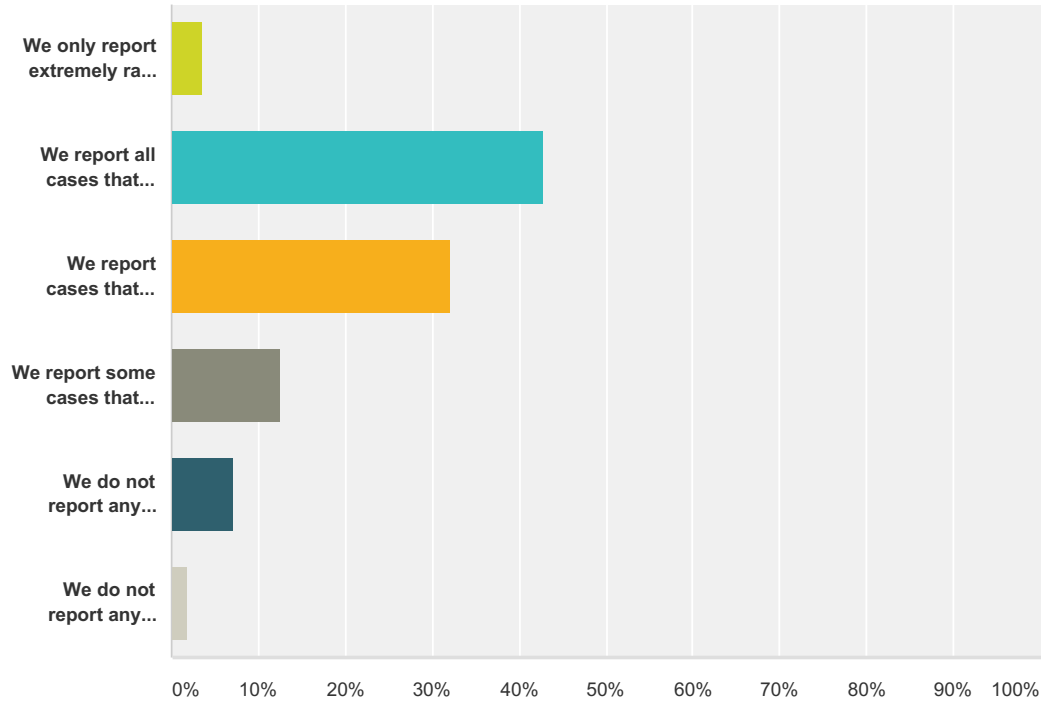
Answered: 56 Skipped: 7



Answer Choices	Responses	
Yes	76.79%	43
No	23.21%	13
Total		56

### Q35 Which best describes your school's policy on the disclosure of discipline to colleges:

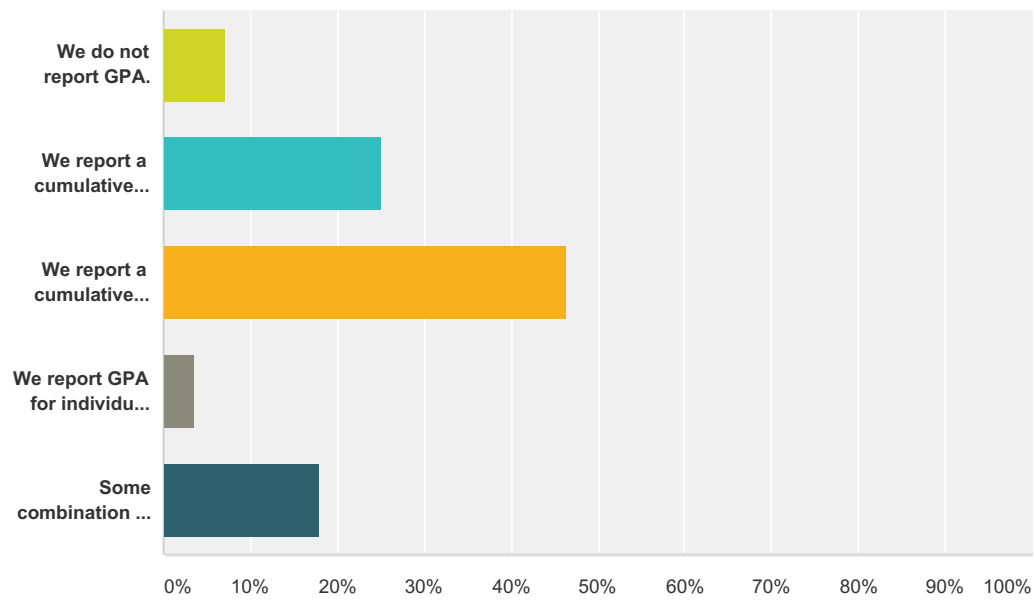
Answered: 56 Skipped: 7



Answer Choices	Responses
We only report extremely rare cases and/or repeated cases.	3.57% 2
We report all cases that result in probation, suspension or expulsion.	42.86% 24
We report cases that result in probation, suspension or expulsion to those colleges that ask.	32.14% 18
We report some cases that result in probation, suspension or expulsion, but not all cases; we decide as a school which types of infractions are pertinent to colleges.	12.50% 7
We do not report any discipline but encourage our students to answer all questions honestly.	7.14% 4
We do not report any discipline.	1.79% 1
<b>Total</b>	<b>56</b>

### Q36 Which best describes your school's policy regarding the reporting of GPAs?

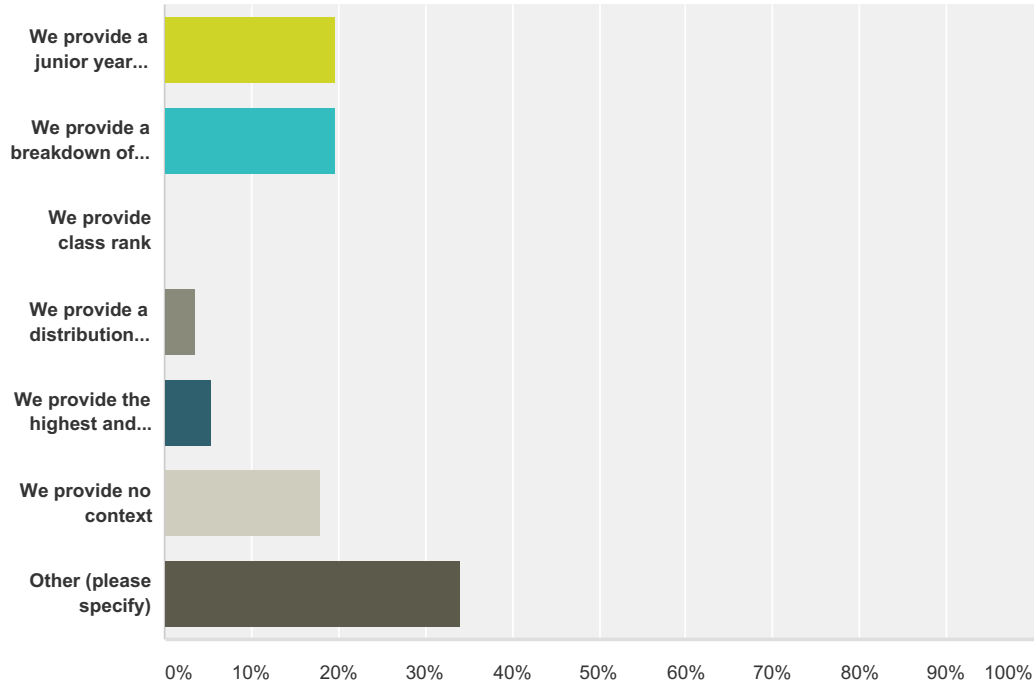
Answered: 56 Skipped: 7



Answer Choices	Responses	
We do not report GPA.	7.14%	4
We report a cumulative unweighted GPA.	25.00%	14
We report a cumulative weighted GPA.	46.43%	26
We report GPA for individual terms/years but not a cumulative one.	3.57%	2
Some combination of three above options.	17.86%	10
<b>Total</b>		<b>56</b>

### Q37 Which of the following best describes the way in which you provide context about your school's grading?

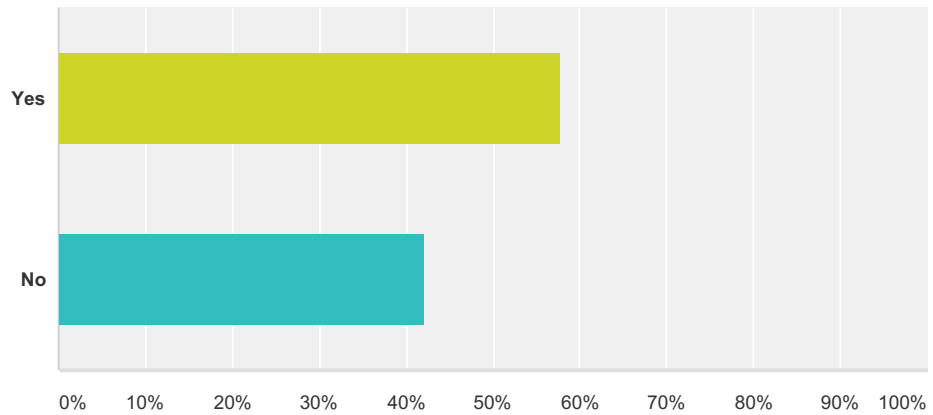
Answered: 56 Skipped: 7



Answer Choices	Responses	
We provide a junior year grade distribution by course	19.64%	11
We provide a breakdown of cumulative GPAs	19.64%	11
We provide class rank	0.00%	0
We provide a distribution for grades earned in junior classes only	3.57%	2
We provide the highest and lowest GPA	5.36%	3
We provide no context	17.86%	10
Other (please specify)	33.93%	19
<b>Total</b>		<b>56</b>

**Q38 Do college counselors in your office take days out of the office as “writing days”?**

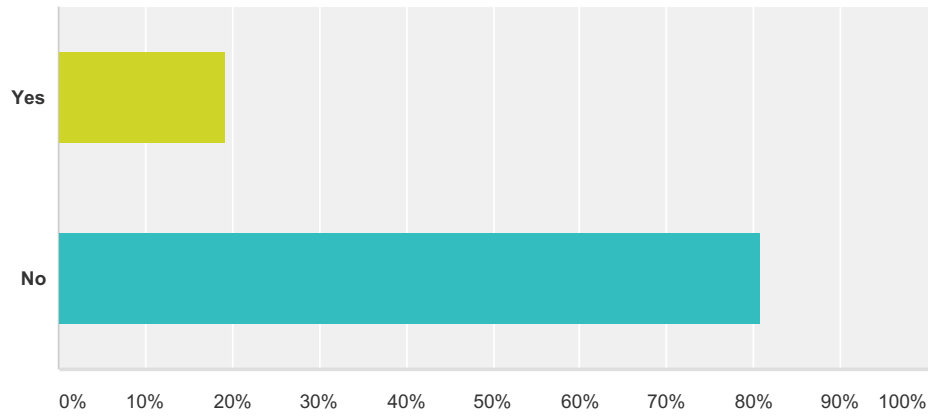
Answered: 57 Skipped: 6



Answer Choices	Responses	
Yes	57.89%	33
No	42.11%	24
Total		57

### Q39 Do you limit the number of applications a student can submit?

Answered: 57 Skipped: 6

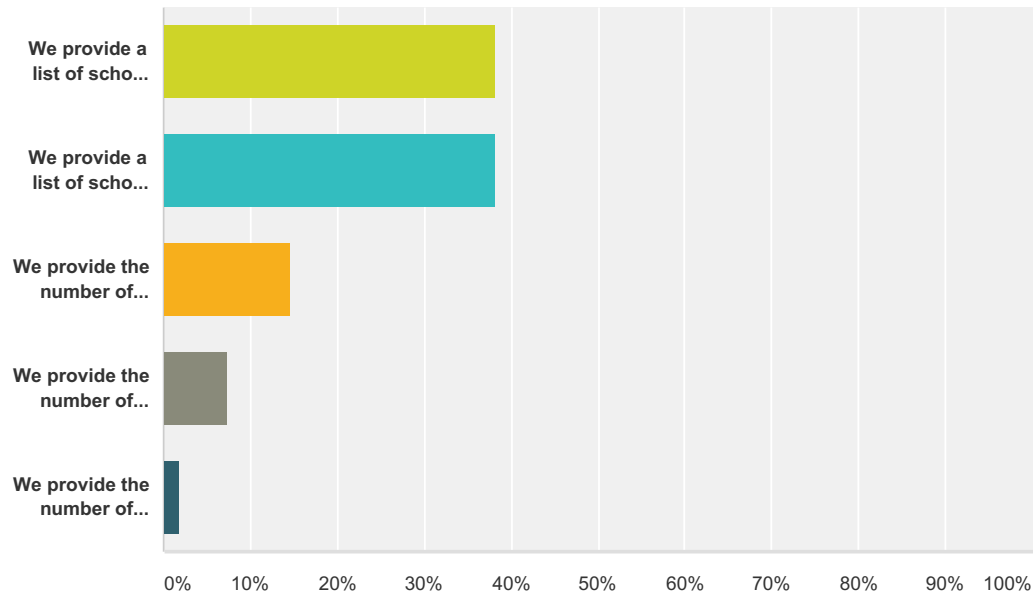


Answer Choices	Responses	
Yes	19.30%	11
No	80.70%	46
Total		57



### Q40 Which best describes the matriculation information that your school provides publicly?

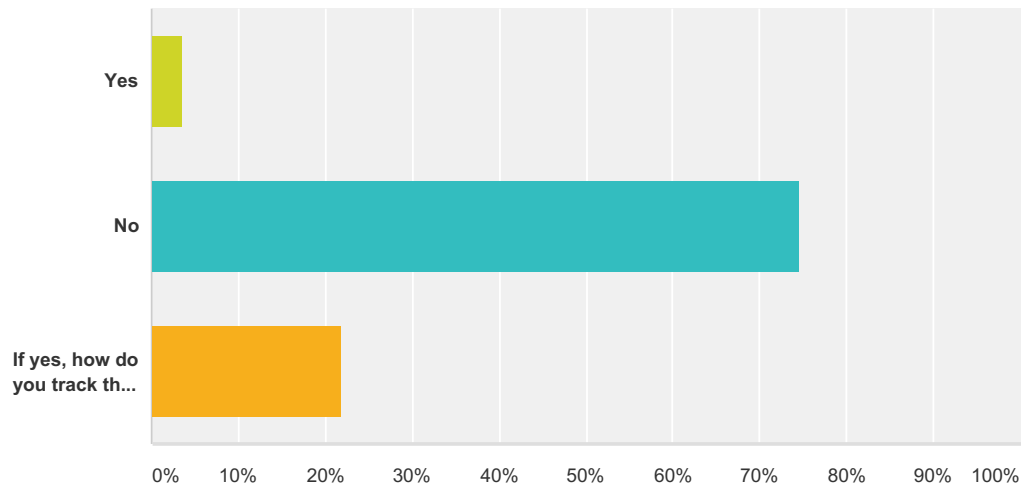
Answered: 55 Skipped: 8



Answer Choices	Responses	
We provide a list of schools to which our students have been accepted over a span of years	38.18%	21
We provide a list of schools to which our students have matriculated over a span of years	38.18%	21
We provide the number of actual matriculants to schools over a span of years	14.55%	8
We provide the number of actual matriculants to schools for each graduating class	7.27%	4
We provide the number of actual matriculants to schools for each class and over a span of years	1.82%	1
<b>Total</b>		<b>55</b>

### Q41 Do you track your graduates' performance while in college?

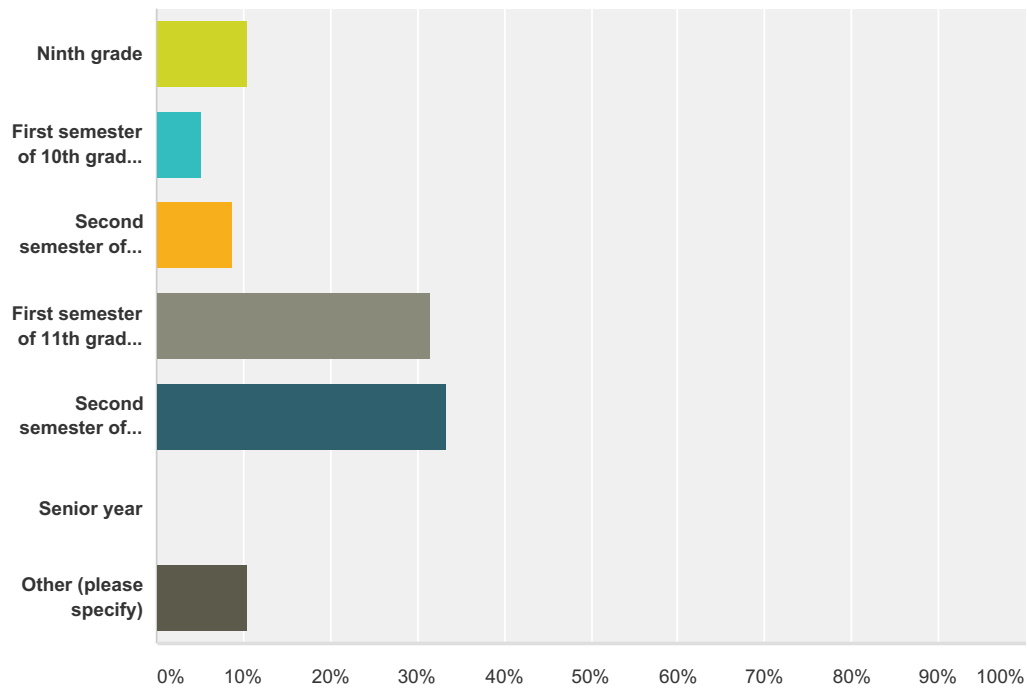
Answered: 55 Skipped: 8



Answer Choices	Responses	
Yes	3.64%	2
No	74.55%	41
If yes, how do you track this data?	21.82%	12
<b>Total</b>		<b>55</b>

## Q42 When do you assign students to counselors?

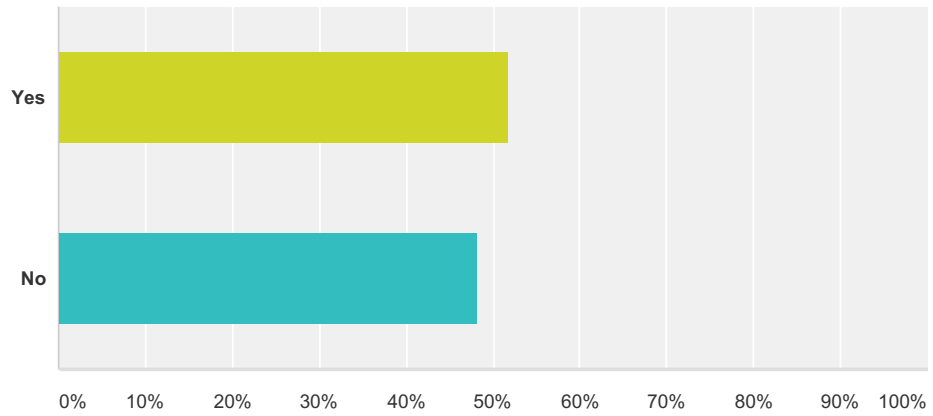
Answered: 57 Skipped: 6



Answer Choices	Responses
Ninth grade	10.53% 6
First semester of 10th grade year	5.26% 3
Second semester of 10th grade year	8.77% 5
First semester of 11th grade year	31.58% 18
Second semester of 11th grade year	33.33% 19
Senior year	0.00% 0
Other (please specify)	10.53% 6
<b>Total</b>	<b>57</b>

### Q43 Does your office run a college counseling class?

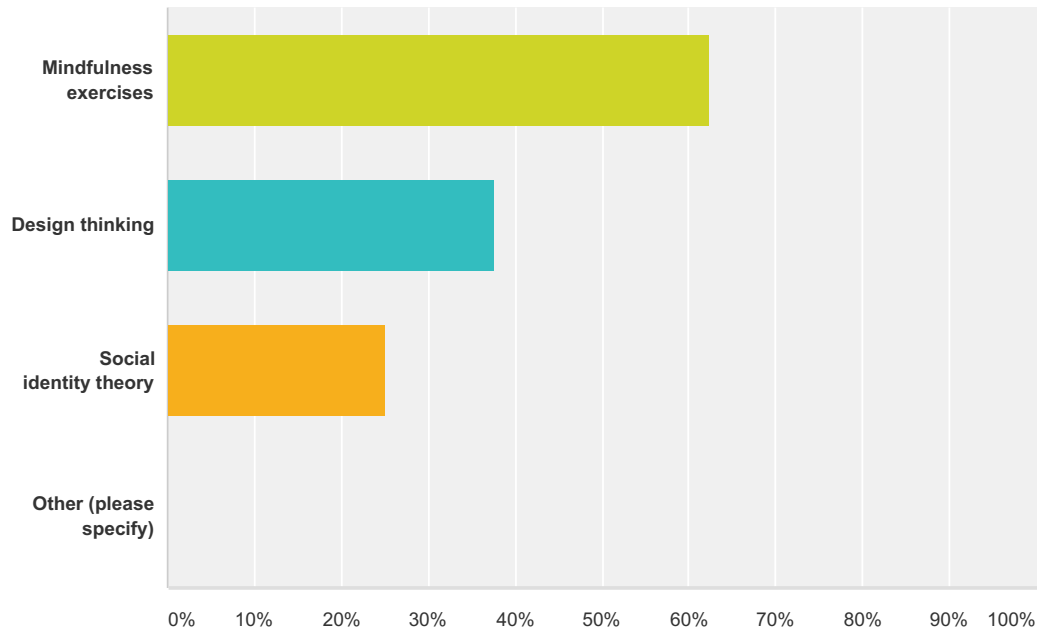
Answered: 56 Skipped: 7



Answer Choices	Responses	
Yes	51.79%	29
No	48.21%	27
Total		56

### Q44 Does your office use any of the following practices in working with families?

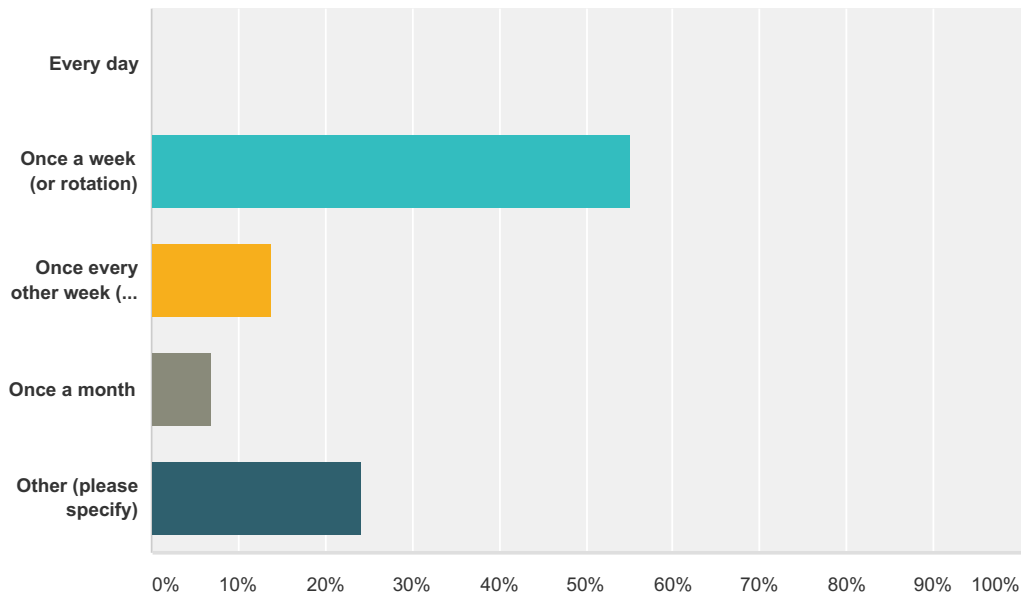
Answered: 8 Skipped: 55



Answer Choices	Responses
Mindfulness exercises	62.50% 5
Design thinking	37.50% 3
Social identity theory	25.00% 2
Other (please specify)	0.00% 0
<b>Total Respondents: 8</b>	

### Q45 If you run a college counseling class, how frequently do you meet with students?

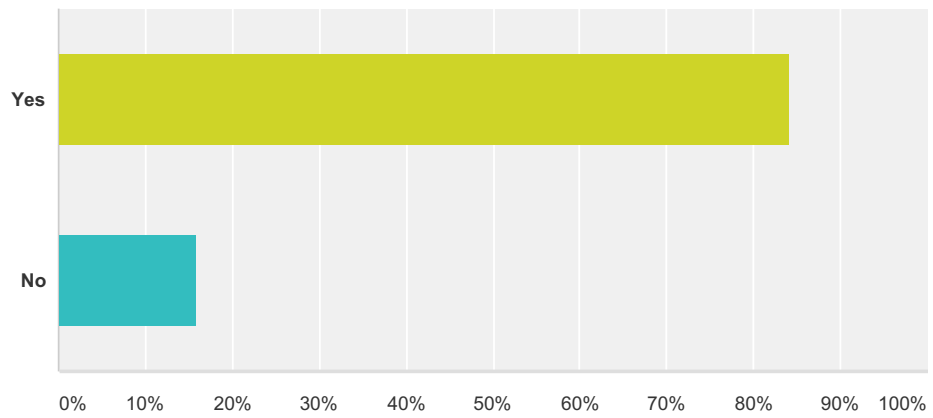
Answered: 29 Skipped: 34



Answer Choices	Responses	
Every day	0.00%	0
Once a week (or rotation)	55.17%	16
Once every other week (or rotation)	13.79%	4
Once a month	6.90%	2
Other (please specify)	24.14%	7
<b>Total</b>		<b>29</b>

### Q46 Do you host a financial aid event on-campus?

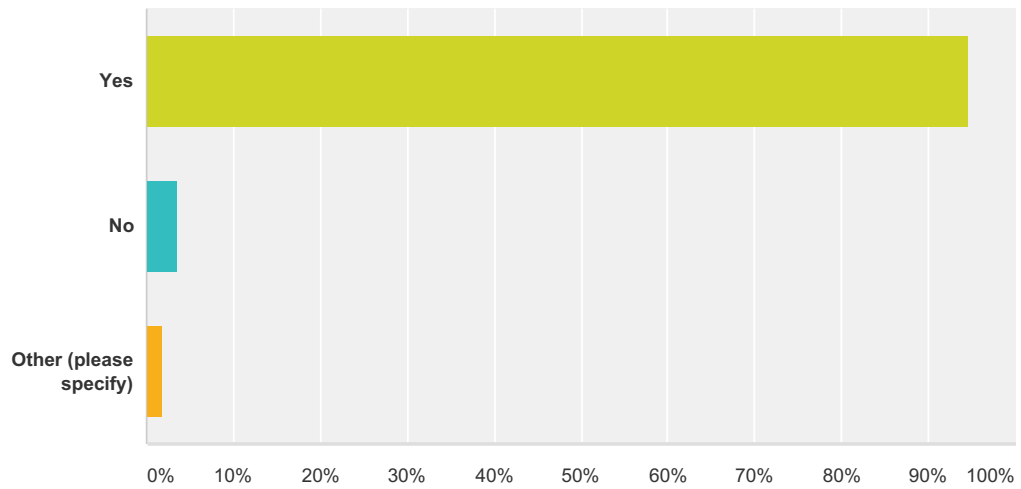
Answered: 57 Skipped: 6



Answer Choices	Responses	
Yes	84.21%	48
No	15.79%	9
Total		57

### Q47 Do you discuss financial aid with students and families directly?

Answered: 56 Skipped: 7

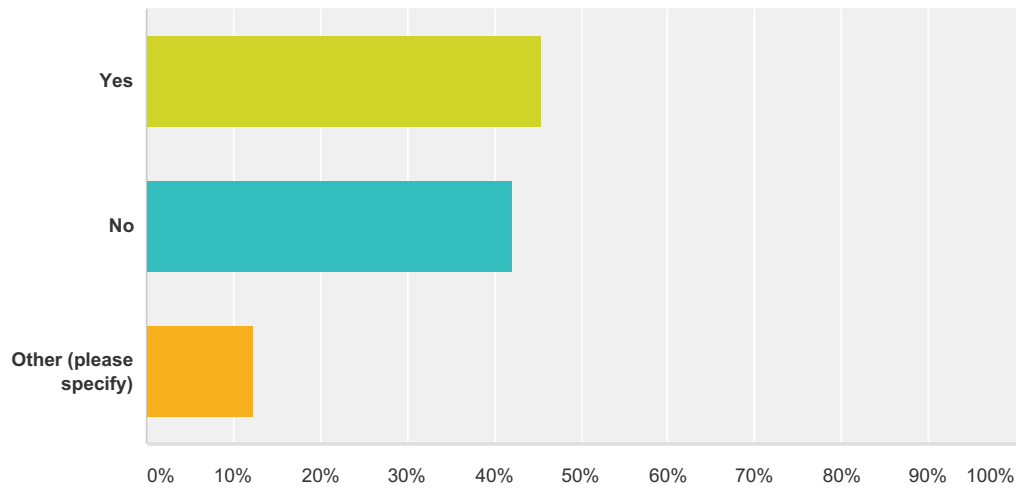


Answer Choices	Responses	
Yes	94.64%	53
No	3.57%	2
Other (please specify)	1.79%	1
<b>Total</b>		<b>56</b>



### Q48 Does your school provide test preparation in-house?

Answered: 57 Skipped: 6



Answer Choices	Responses	
Yes	45.61%	26
No	42.11%	24
Other (please specify)	12.28%	7
<b>Total</b>		<b>57</b>