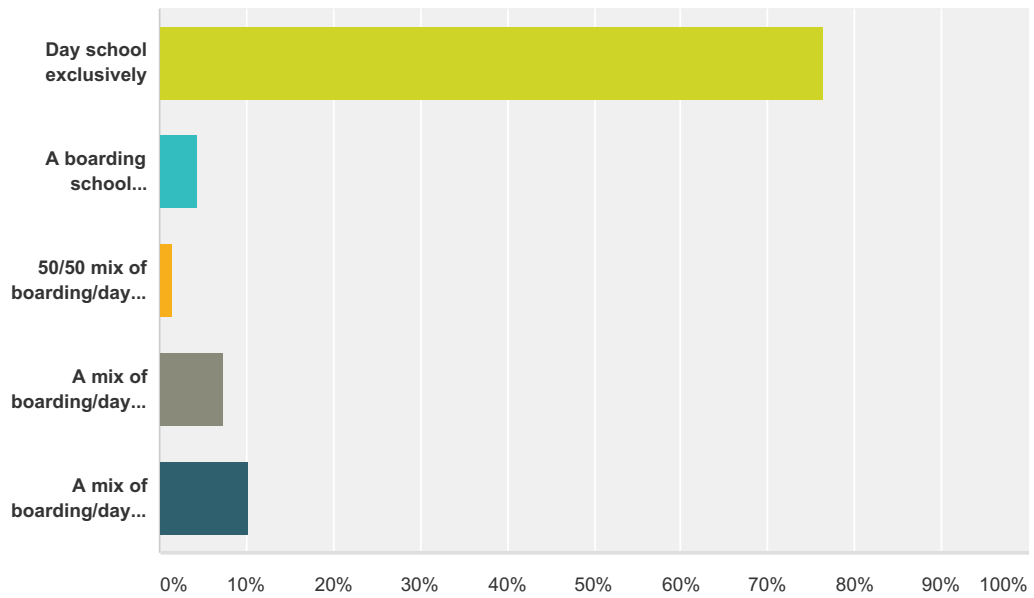


Q1 Which best describes the student composition of your school?

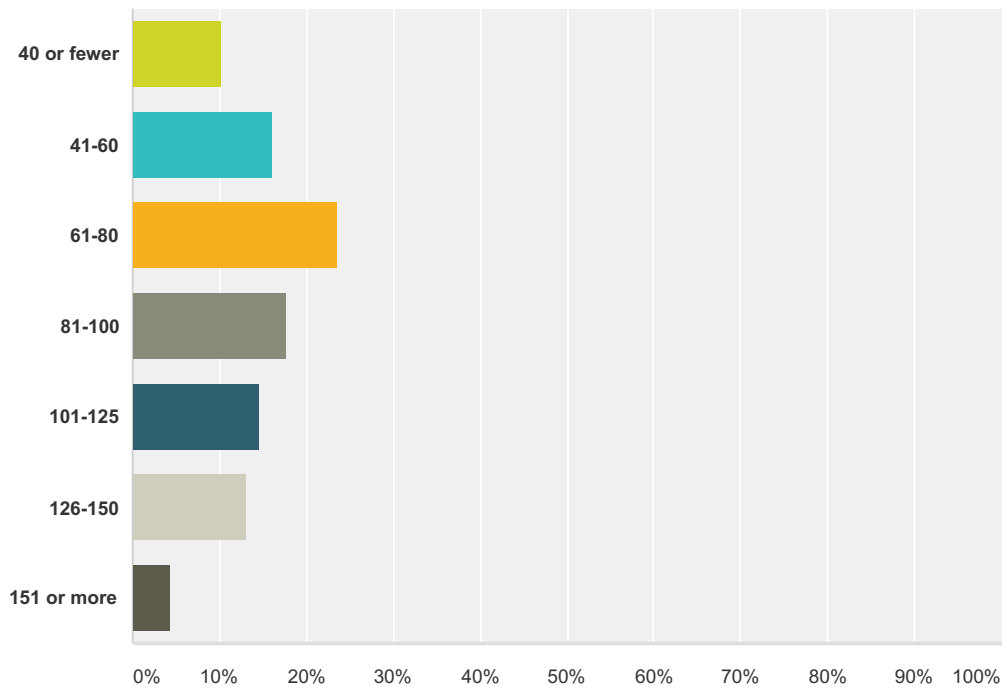
Answered: 68 Skipped: 0



Answer Choices	Responses	
Day school exclusively	76.47%	52
A boarding school exclusively	4.41%	3
50/50 mix of boarding/day students	1.47%	1
A mix of boarding/day with more day students	7.35%	5
A mix of boarding/day with more boarding students	10.29%	7
Total		68

Q2 How many students are in your 2016-2017 senior class?

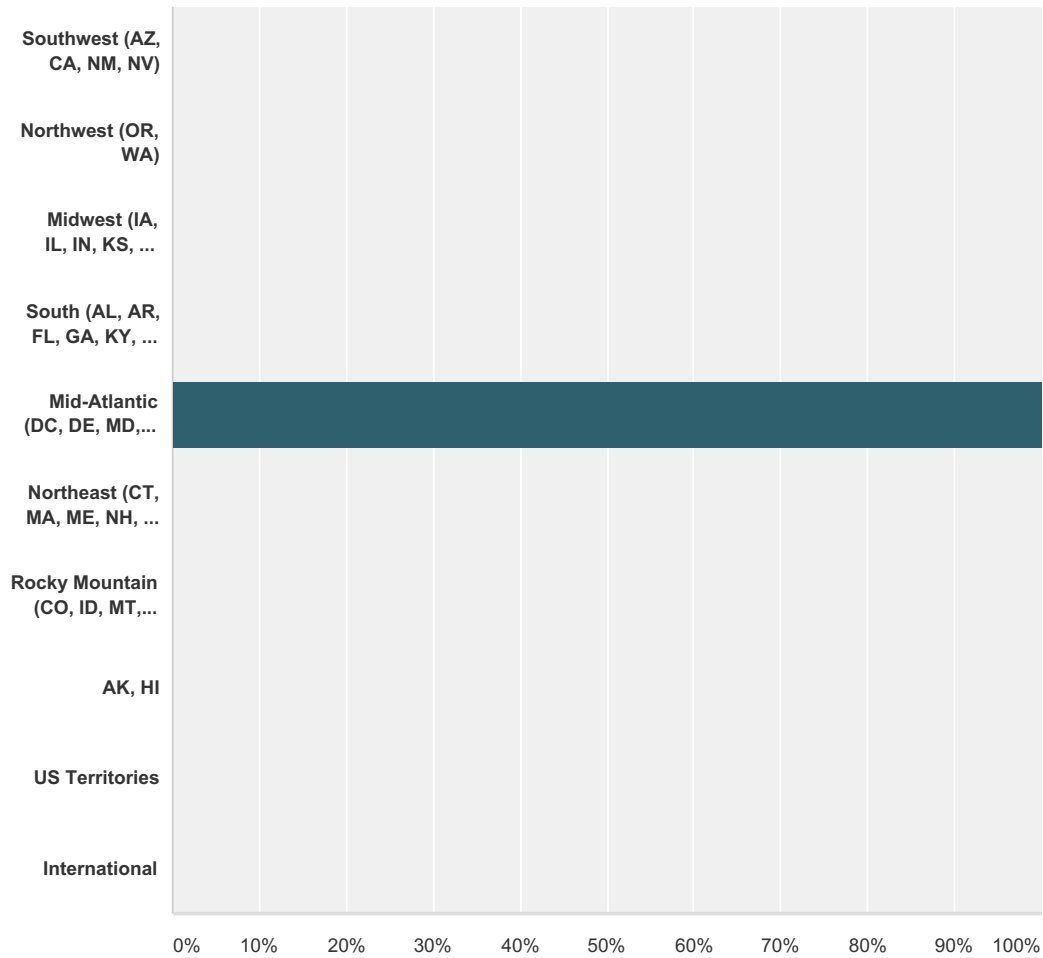
Answered: 68 Skipped: 0



Answer Choices	Responses	
40 or fewer	10.29%	7
41-60	16.18%	11
61-80	23.53%	16
81-100	17.65%	12
101-125	14.71%	10
126-150	13.24%	9
151 or more	4.41%	3
Total		68

Q3 Where is your school located?

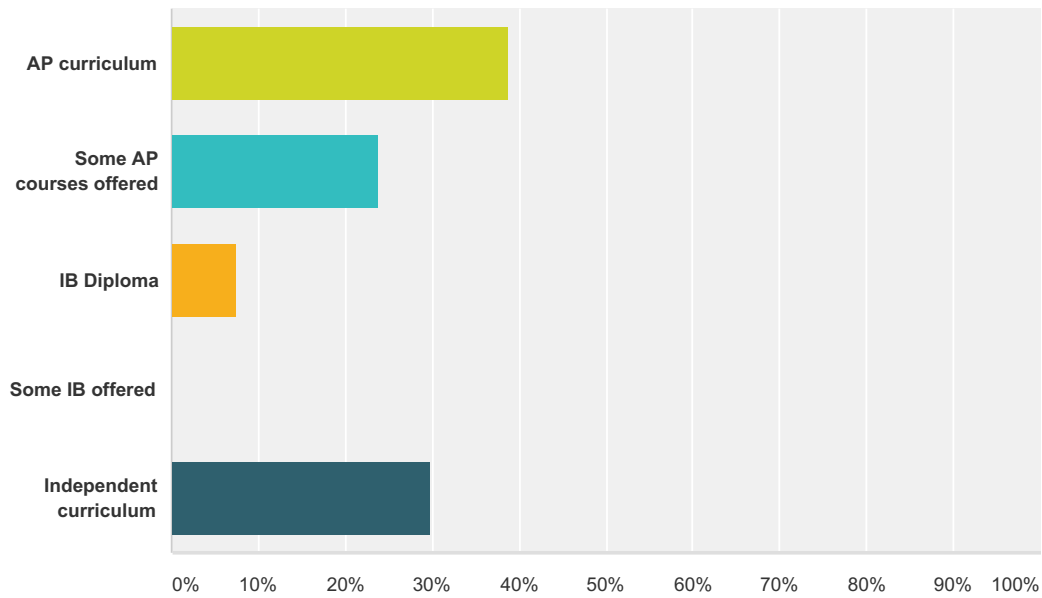
Answered: 68 Skipped: 0



Answer Choices	Responses	
Southwest (AZ, CA, NM, NV)	0.00%	0
Northwest (OR, WA)	0.00%	0
Midwest (IA, IL, IN, KS, MI, MN, MO, ND, NE, OH, OK, SD, WI)	0.00%	0
South (AL, AR, FL, GA, KY, LA, MS, NC, SC, TN, TX)	0.00%	0
Mid-Atlantic (DC, DE, MD, NJ, NY, PA, VA, WV)	100.00%	68
Northeast (CT, MA, ME, NH, RI, VT)	0.00%	0
Rocky Mountain (CO, ID, MT, NM, UT, WY)	0.00%	0
AK, HI	0.00%	0
US Territories	0.00%	0
International	0.00%	0
Total		68

Q4 How would you best categorize your curriculum?

Answered: 67 Skipped: 1



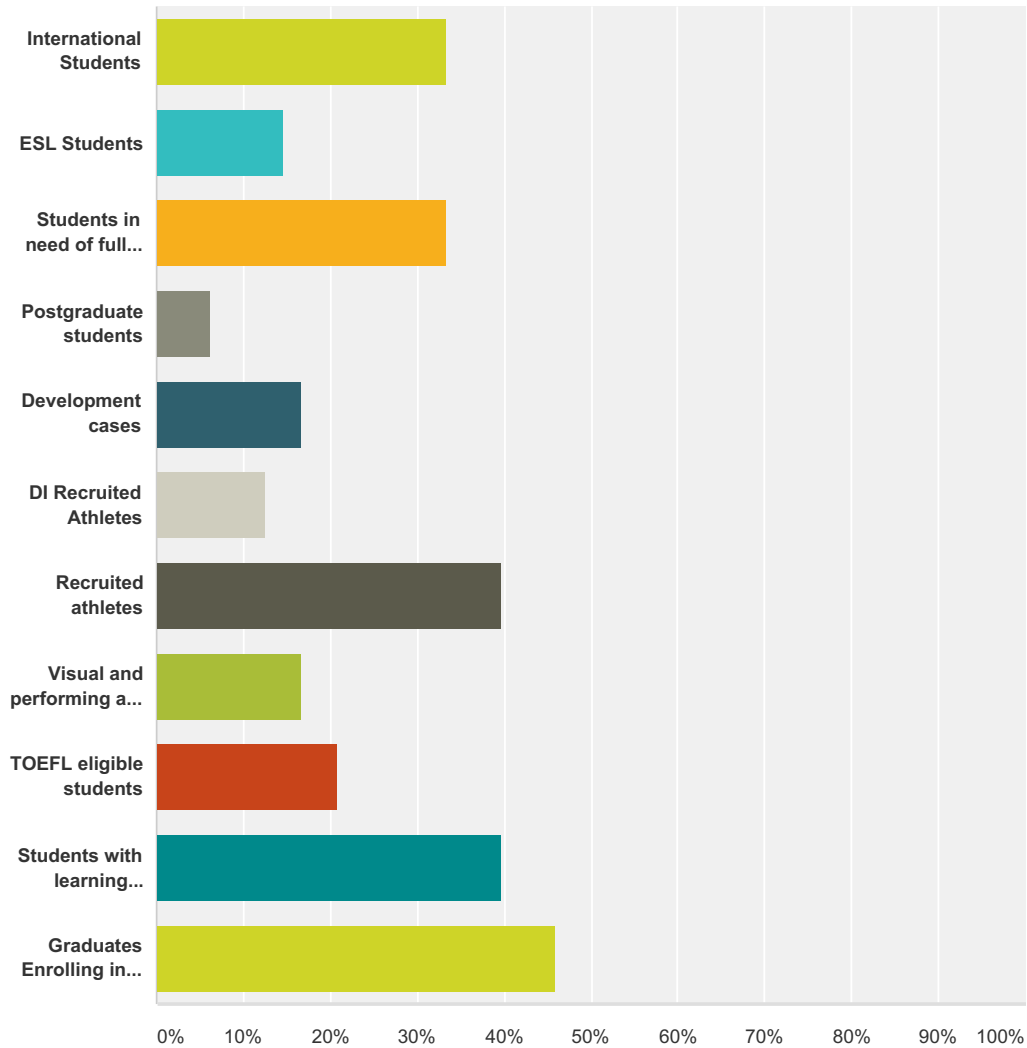
Answer Choices	Responses	
AP curriculum	38.81%	26
Some AP courses offered	23.88%	16
IB Diploma	7.46%	5
Some IB offered	0.00%	0
Independent curriculum	29.85%	20
Total		67

Q5 Other than traditional labels such as AP, IB, Honors, etc., briefly describe how your school distinguishes the relative rigor or your courses.

Answered: 44 Skipped: 24

Q6 Which of the following types of students does your school have in significant numbers (over 15% of the class)? Please check all that apply.

Answered: 48 Skipped: 20



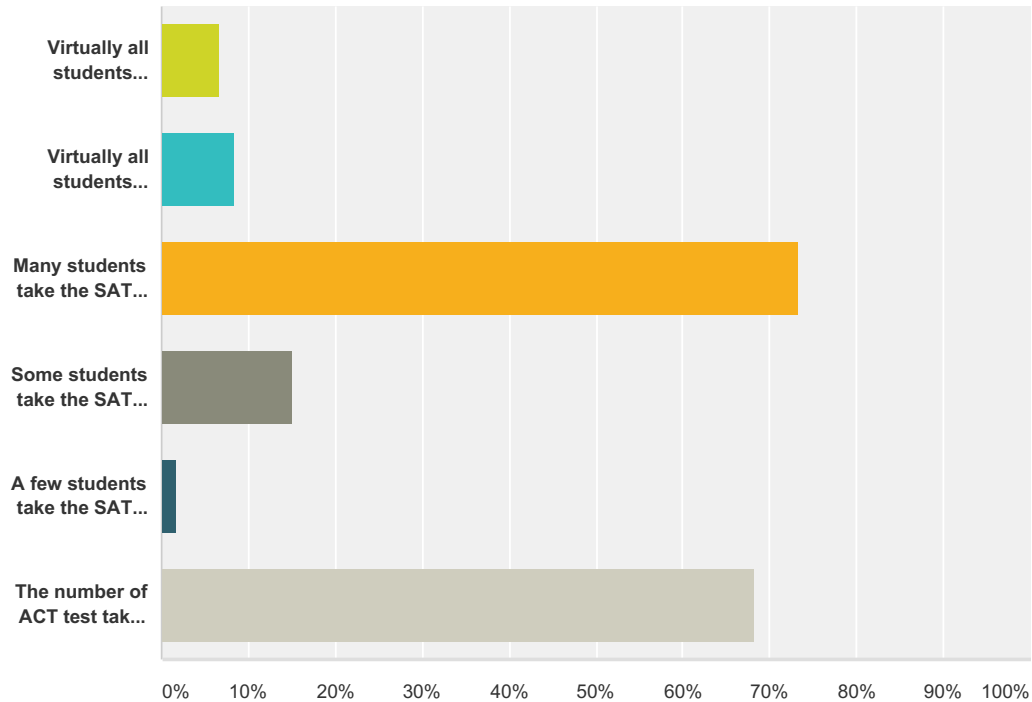
Answer Choices	Responses	
International Students	33.33%	16
ESL Students	14.58%	7
Students in need of full financial assistance	33.33%	16
Postgraduate students	6.25%	3
Development cases	16.67%	8
DI Recruited Athletes	12.50%	6
Recruited athletes	39.58%	19

ACCIS Member Survey 2016

Visual and performing arts applicants	16.67%	8
TOEFL eligible students	20.83%	10
Students with learning disabilities	39.58%	19
Graduates Enrolling in Test Optional Colleges	45.83%	22
Total Respondents: 48		

Q7 Which of the following descriptions accurately describes the standardized testing practices of your students? Please check all that apply.

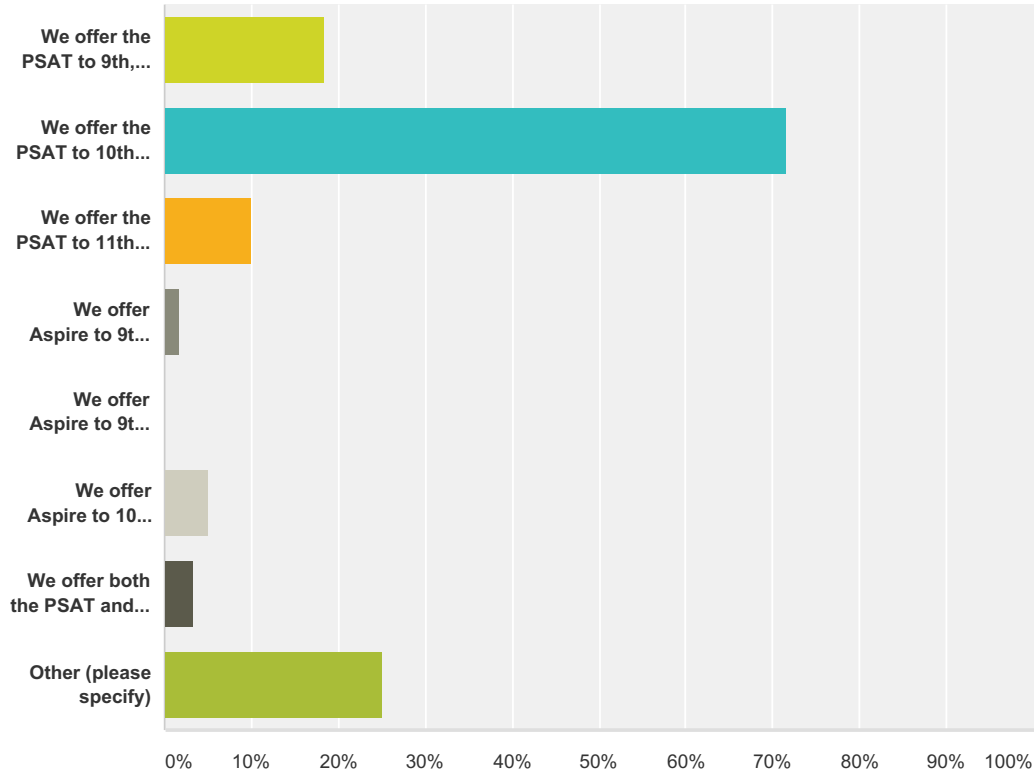
Answered: 60 Skipped: 8



Answer Choices	Responses	
Virtually all students exclusively take the SAT Reasoning exam	6.67%	4
Virtually all students exclusively take the ACT exam	8.33%	5
Many students take the SAT Reasoning exam and the ACT exam (more than 75% take the SAT)	73.33%	44
Some students take the SAT Reasoning exam and the ACT exam (fewer than 50 % take the SAT)	15.00%	9
A few students take the SAT Reasoning exam and the ACT exam (fewer than 25% take the SAT)	1.67%	1
The number of ACT test takers at my school has risen steadily over the past 2-3 years.	68.33%	41
Total Respondents: 60		

Q8 Which of the following best describes the way in which your school begins standardized testing with your students?

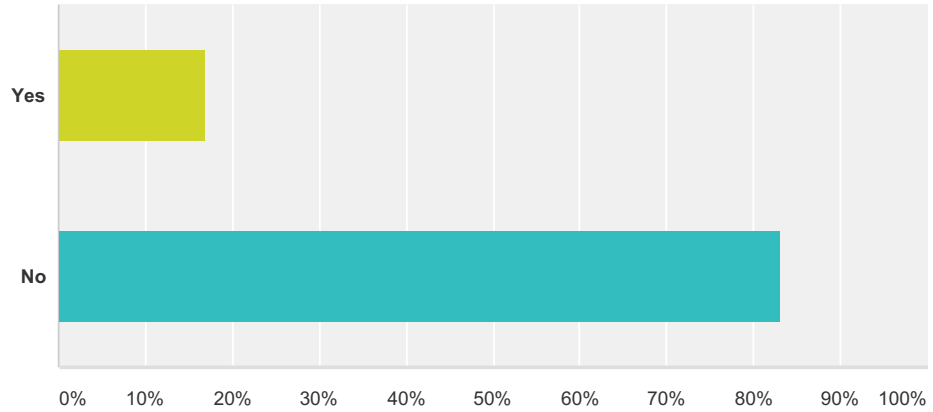
Answered: 60 Skipped: 8



Answer Choices	Responses	
We offer the PSAT to 9th, 10th, & 11th grade students	18.33%	11
We offer the PSAT to 10th & 11th grade students	71.67%	43
We offer the PSAT to 11th grade students only	10.00%	6
We offer Aspire to 9th grade students	1.67%	1
We offer Aspire to 9th and 10th grade students	0.00%	0
We offer Aspire to 10th grade students only	5.00%	3
We offer both the PSAT and Aspire tests	3.33%	2
Other (please specify)	25.00%	15
Total Respondents: 60		

Q9 Do you administer the College Work Readiness Assessment (CWRA) at your school?

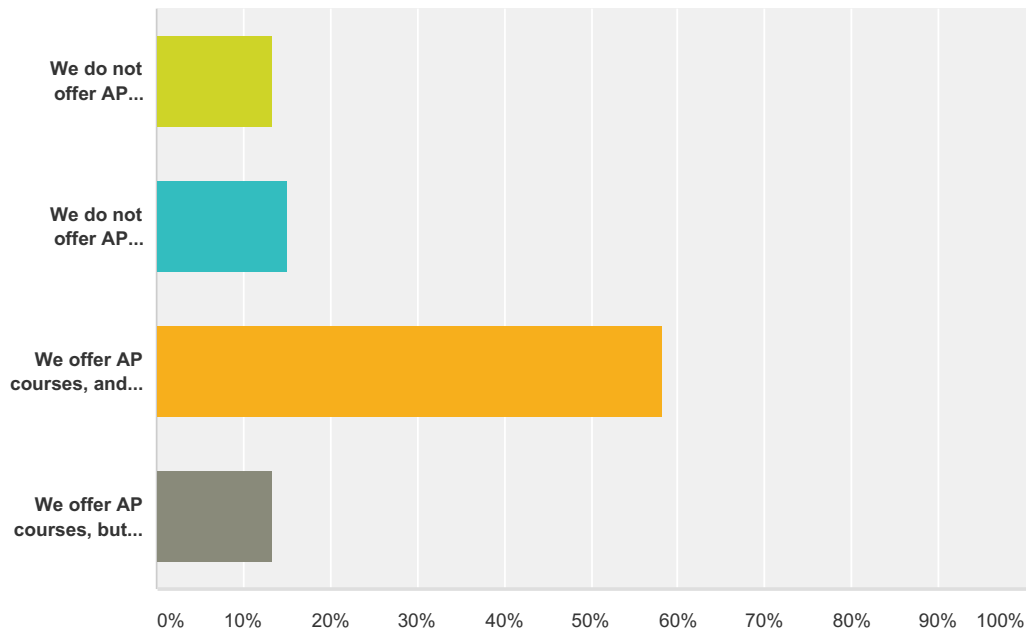
Answered: 59 Skipped: 9



Answer Choices	Responses	
Yes	16.95%	10
No	83.05%	49
Total		59

Q10 Which of the following best captures your school's approach to AP?

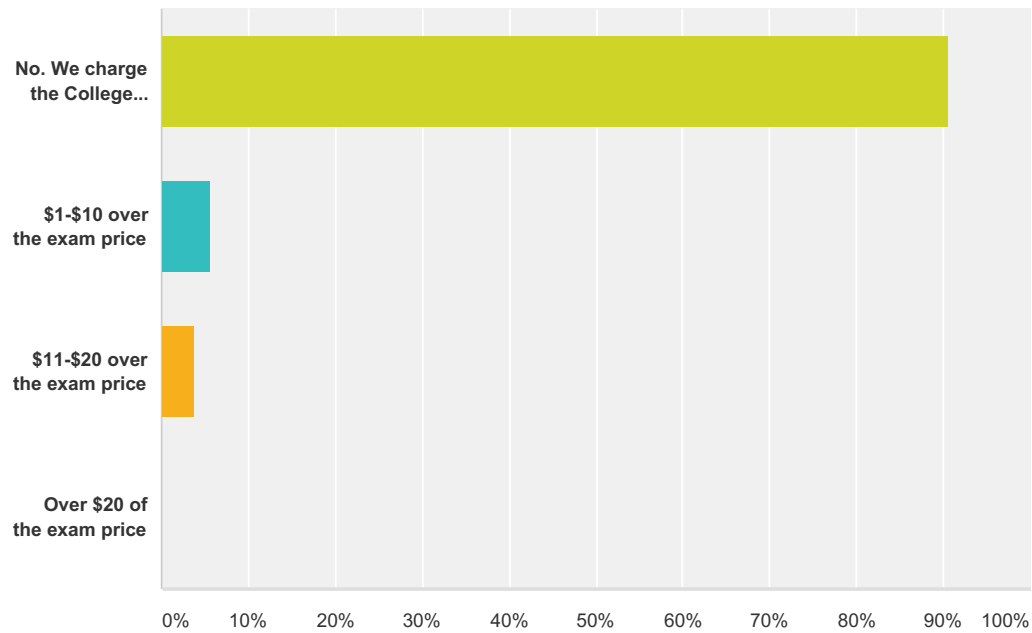
Answered: 60 Skipped: 8



Answer Choices	Responses	
We do not offer AP courses	13.33%	8
We do not offer AP courses but do administer a number of AP exams	15.00%	9
We offer AP courses, and students enrolled in AP courses must take the AP exam.	58.33%	35
We offer AP courses, but it is up to the student to decide whether or not to take the AP exam.	13.33%	8
Total		60

Q11 If you offer AP's, do you charge students more than the exam price?

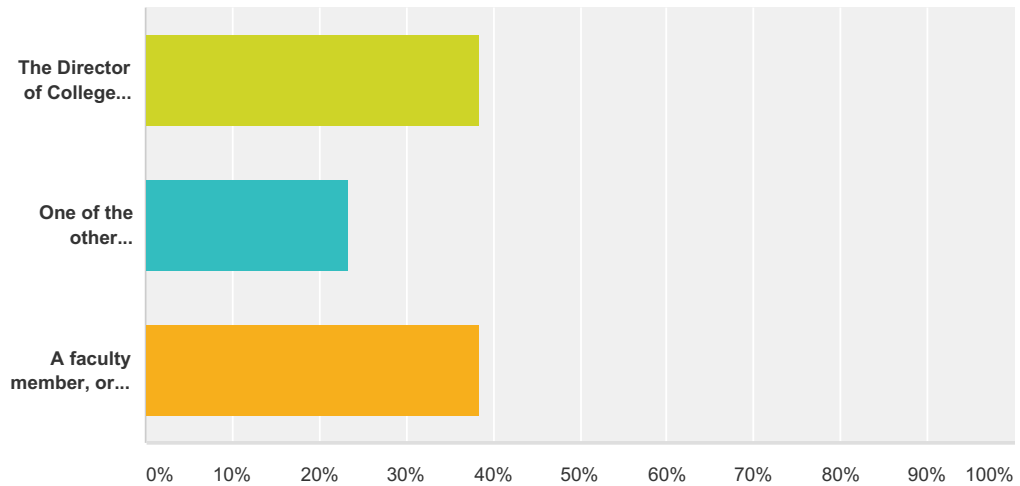
Answered: 53 Skipped: 15



Answer Choices	Responses	
No. We charge the College Board exam price.	90.57%	48
\$1-\$10 over the exam price	5.66%	3
\$11-\$20 over the exam price	3.77%	2
Over \$20 of the exam price	0.00%	0
Total		53

Q12 Which of the following best describes the administration and oversight of standardized testing at your school?

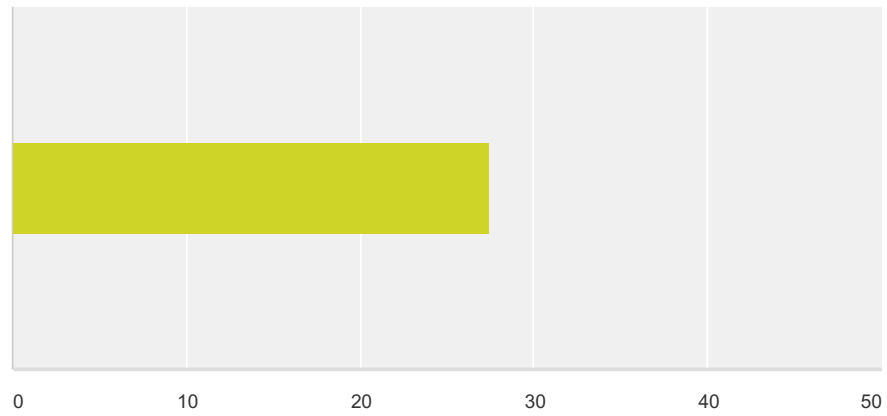
Answered: 60 Skipped: 8



Answer Choices	Responses	
The Director of College Counseling serves as the testing coordinator	38.33%	23
One of the other counselors serves as the testing coordinator	23.33%	14
A faculty member, or administrator not a part of the college counseling office, serves as testing coordinator	38.33%	23
Total		60

Q13 What is the median composite score on the ACT for your senior class?

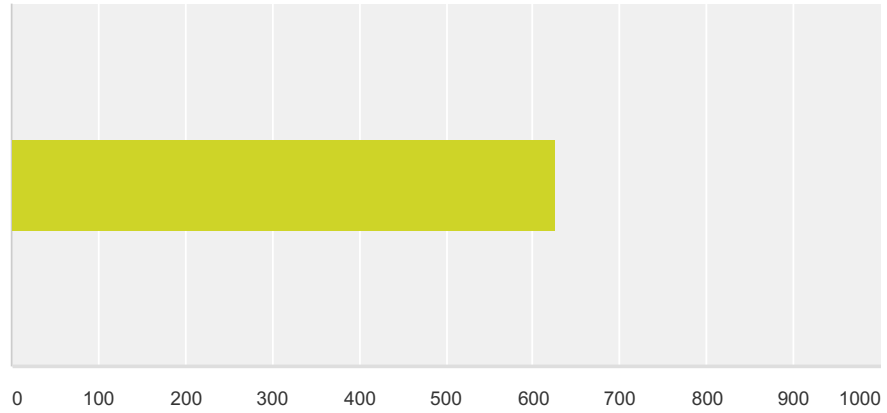
Answered: 52 Skipped: 16



Answer Choices	Average Number	Total Number	Responses
	28	1,430	52
Total Respondents: 52			

Q14 What is the median score on the EBRW section of the redesigned SAT?

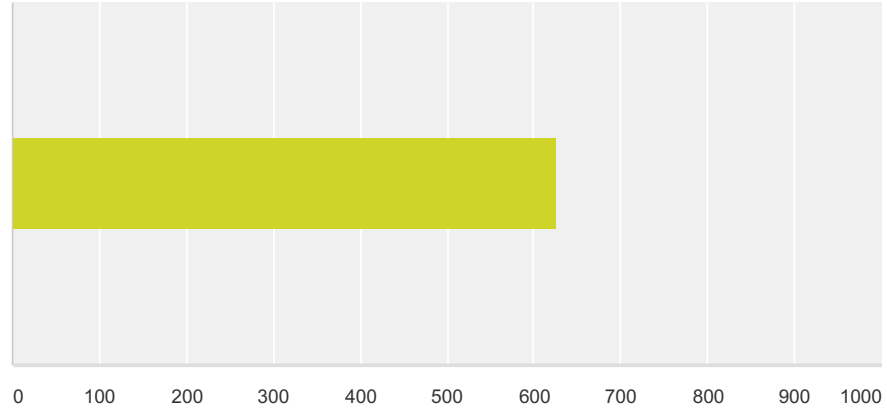
Answered: 38 Skipped: 30



Answer Choices	Average Number	Total Number	Responses
	627	23,810	38
Total Respondents: 38			

Q15 What is your current student average score on the Math section of the redesigned SAT?

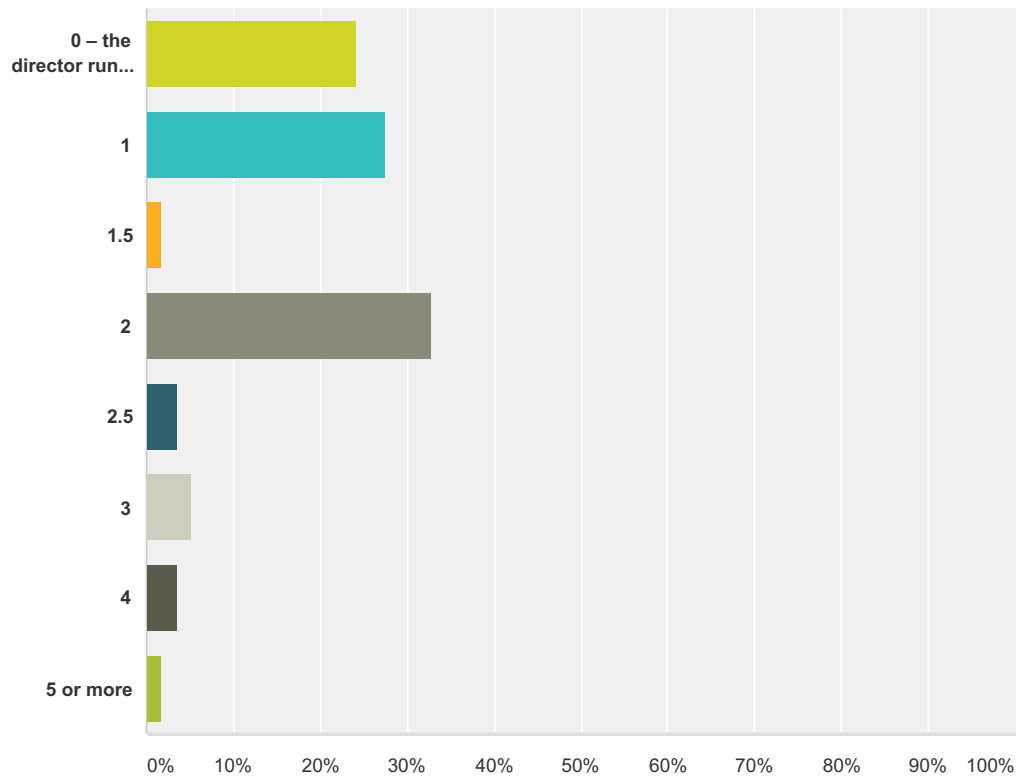
Answered: 40 Skipped: 28



Answer Choices	Average Number	Total Number	Responses
	627	25,060	40
Total Respondents: 40			

Q16 How many counselors report to the Director(s) of College Counseling?

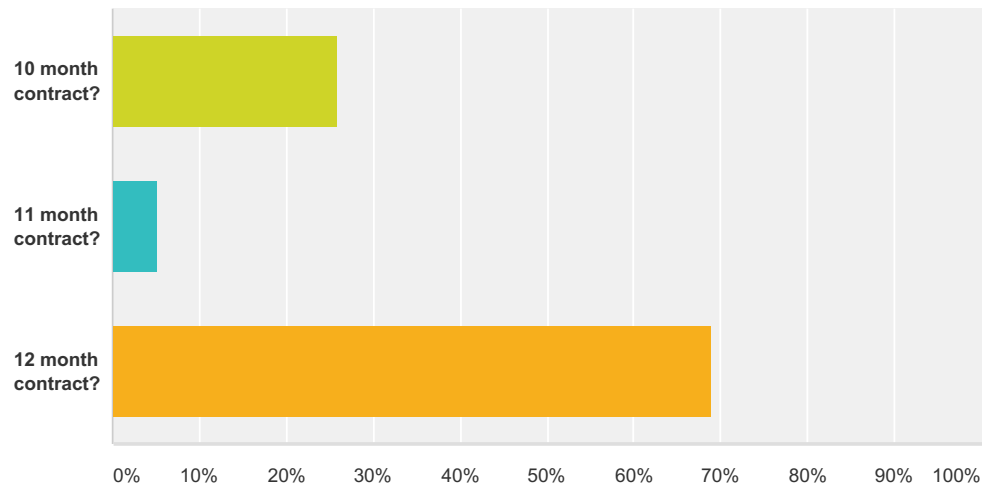
Answered: 58 Skipped: 10



Answer Choices	Responses	
0 – the director runs a one person shop	24.14%	14
1	27.59%	16
1.5	1.72%	1
2	32.76%	19
2.5	3.45%	2
3	5.17%	3
4	3.45%	2
5 or more	1.72%	1
Total		58

Q17 Are the Director(s) of College Counseling on a

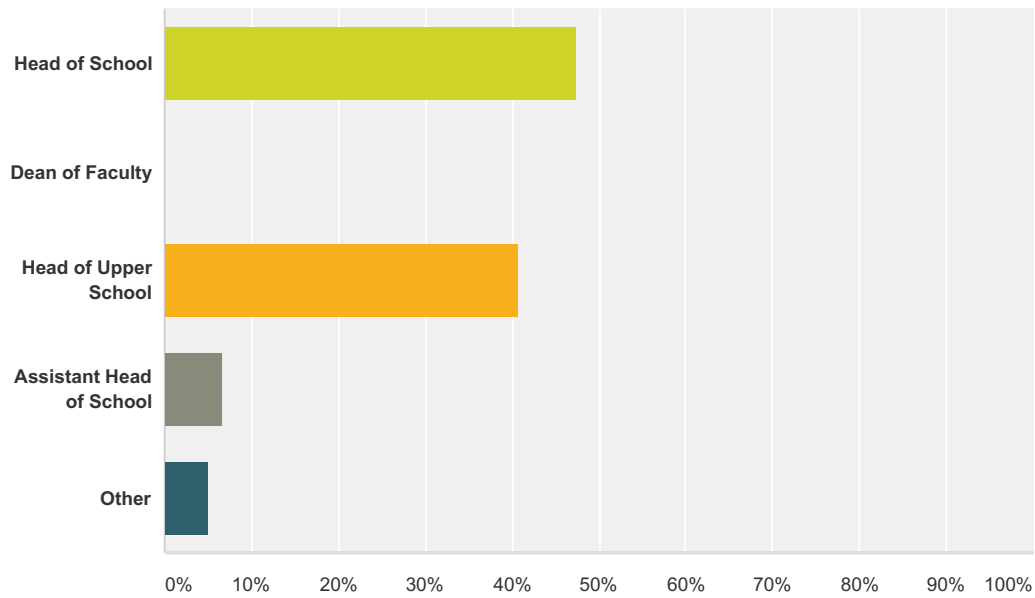
Answered: 58 Skipped: 10



Answer Choices	Responses	
10 month contract?	25.86%	15
11 month contract?	5.17%	3
12 month contract?	68.97%	40
Total		58

Q18 To whom does the Director(s) of College Counseling report?

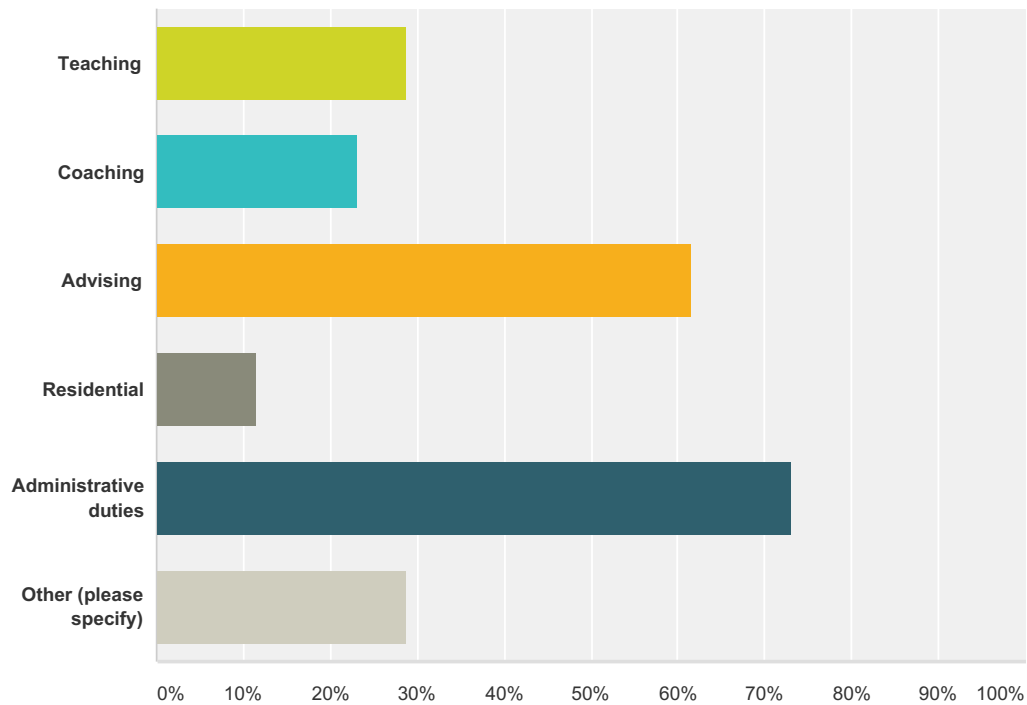
Answered: 59 Skipped: 9



Answer Choices	Responses	
Head of School	47.46%	28
Dean of Faculty	0.00%	0
Head of Upper School	40.68%	24
Assistant Head of School	6.78%	4
Other	5.08%	3
Total		59

Q19 What other responsibilities does the Director have? Please check all that apply.

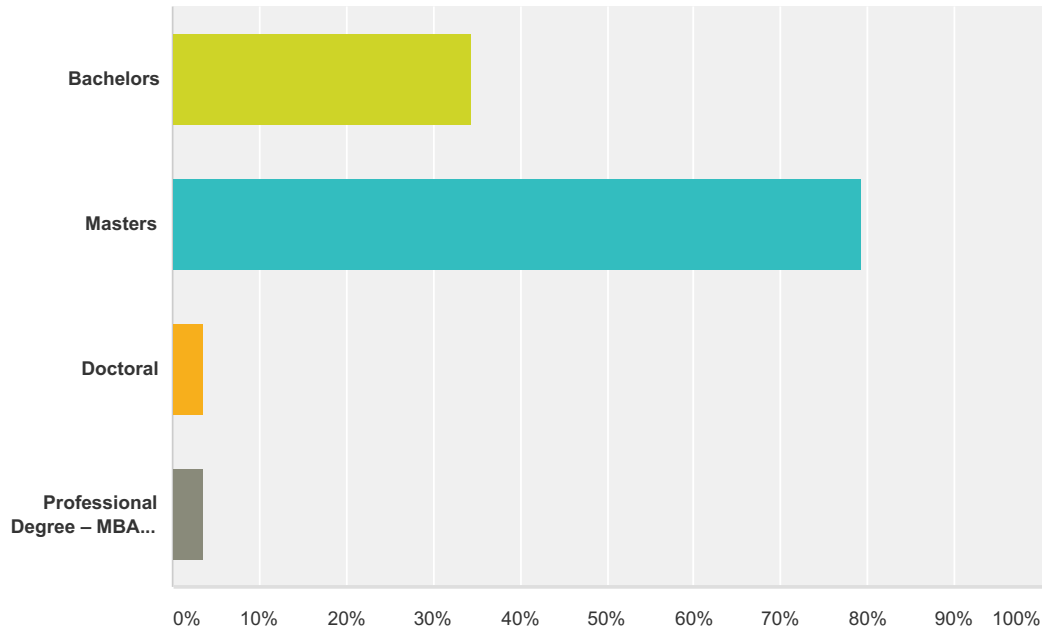
Answered: 52 Skipped: 16



Answer Choices	Responses	
Teaching	28.85%	15
Coaching	23.08%	12
Advising	61.54%	32
Residential	11.54%	6
Administrative duties	73.08%	38
Other (please specify)	28.85%	15
Total Respondents: 52		

Q20 Which of the following best describes the education earned by the Director(s) of College Counseling? Please check all that apply.

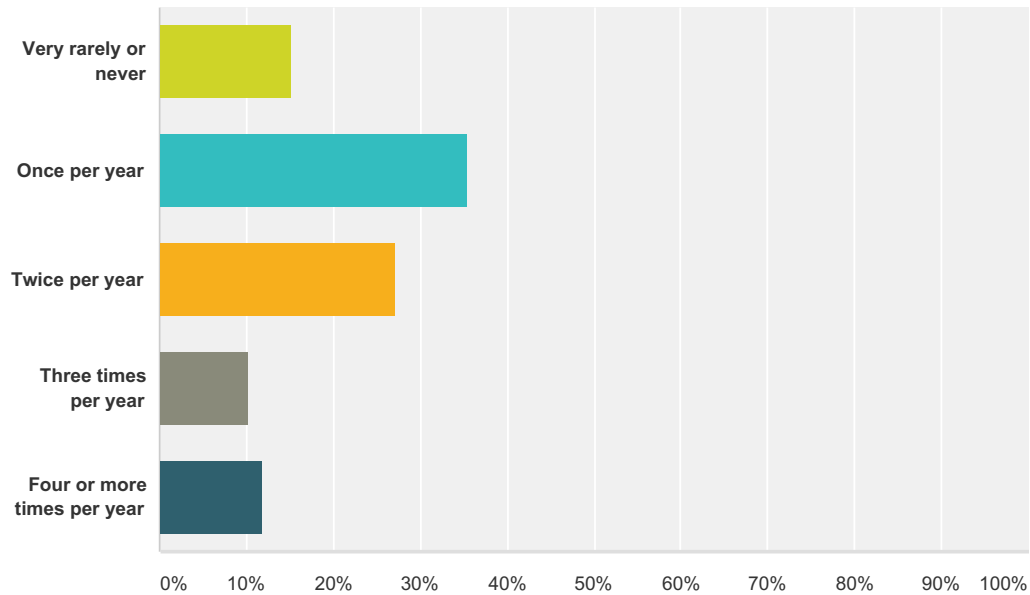
Answered: 58 Skipped: 10



Answer Choices	Responses	
Bachelors	34.48%	20
Masters	79.31%	46
Doctoral	3.45%	2
Professional Degree – MBA, JD, etc.	3.45%	2
Total Respondents: 58		

Q21 How often does the Director(s) of College Counseling report to the Board of Trustees?

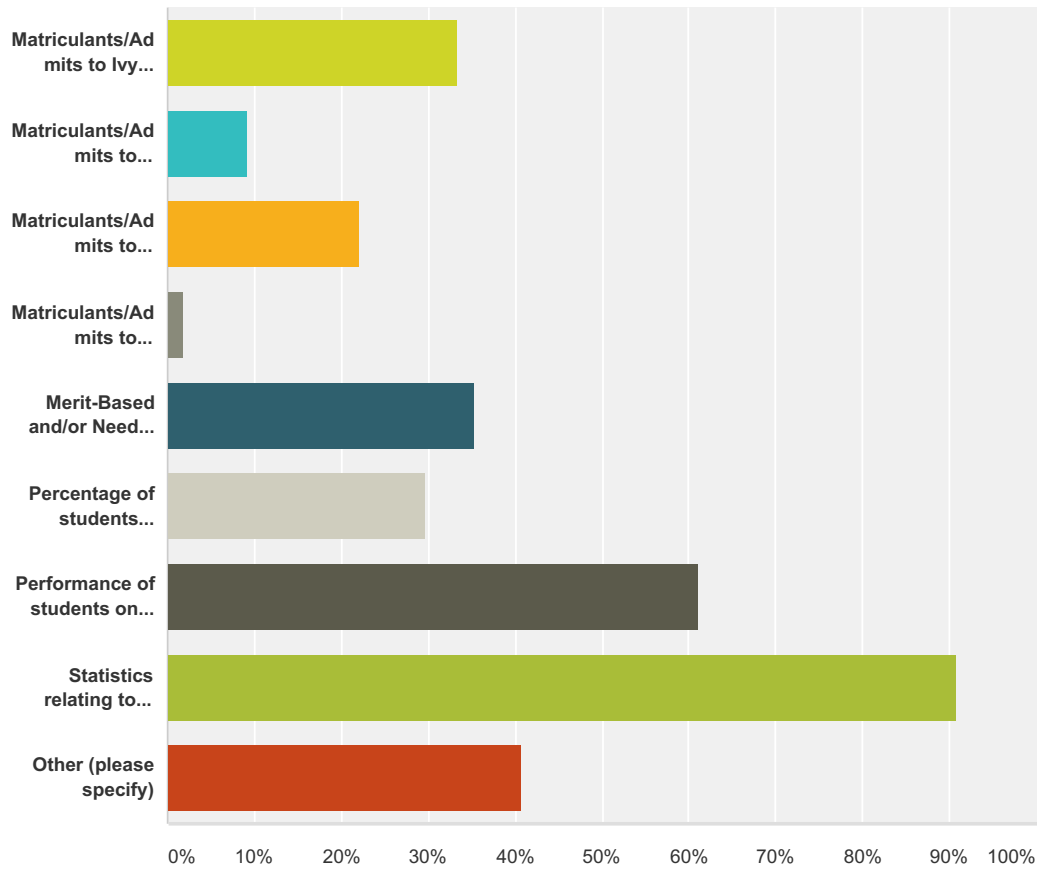
Answered: 59 Skipped: 9



Answer Choices	Responses	
Very rarely or never	15.25%	9
Once per year	35.59%	21
Twice per year	27.12%	16
Three times per year	10.17%	6
Four or more times per year	11.86%	7
Total		59

Q22 Which of the following statistics do you report to the Board of Trustees? Please check all that apply.

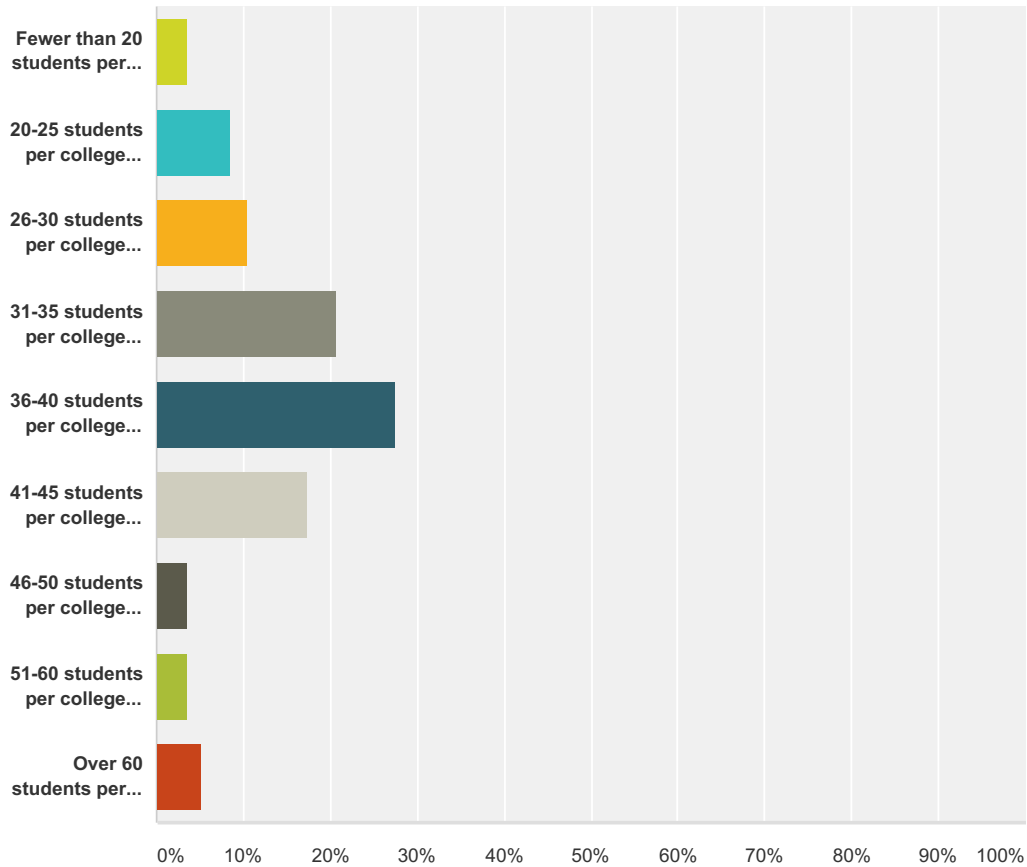
Answered: 54 Skipped: 14



Answer Choices	Responses	
Matriculants/Admits to Ivy League Institutions	33.33%	18
Matriculants/Admits to colleges based on US News rankings	9.26%	5
Matriculants/Admits to colleges based on Barron's	22.22%	12
Matriculants/Admits to colleges based on another publication (Washingtonian, Forbes, etc.)	1.85%	1
Merit-Based and/or Need Based Aid Awarded	35.19%	19
Percentage of students accepted to their first choice, second choice, etc.	29.63%	16
Performance of students on standardized tests (SATs, ACTs, PSATs, APs,)	61.11%	33
Statistics relating to Early Decision and Early Action	90.74%	49
Other (please specify)	40.74%	22
Total Respondents: 54		

Q23 Which best describes the average FTE (Full Time Equivalent) caseload in your office (i.e. # of seniors divided by the number of FTE college counselors)?

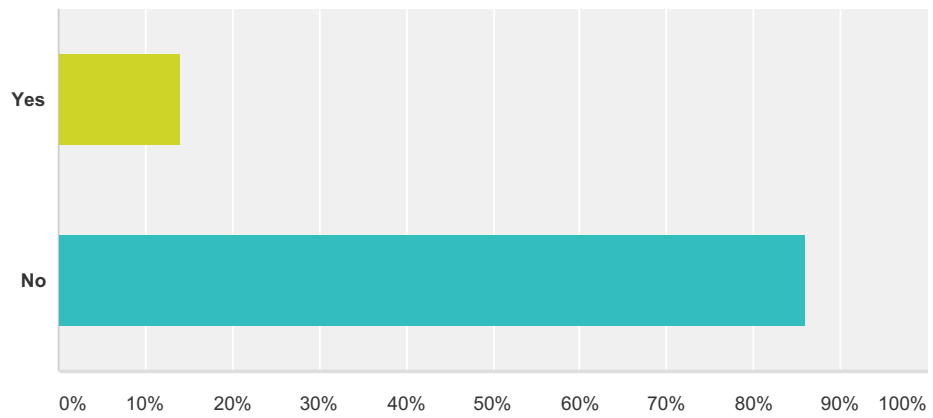
Answered: 58 Skipped: 10



Answer Choices	Responses	
Fewer than 20 students per college counselor	3.45%	2
20-25 students per college counselor	8.62%	5
26-30 students per college counselor	10.34%	6
31-35 students per college counselor	20.69%	12
36-40 students per college counselor	27.59%	16
41-45 students per college counselor	17.24%	10
46-50 students per college counselor	3.45%	2
51-60 students per college counselor	3.45%	2
Over 60 students per college counselor	5.17%	3
Total		58

Q24 Does the Director of College Counseling have a reduced caseload?

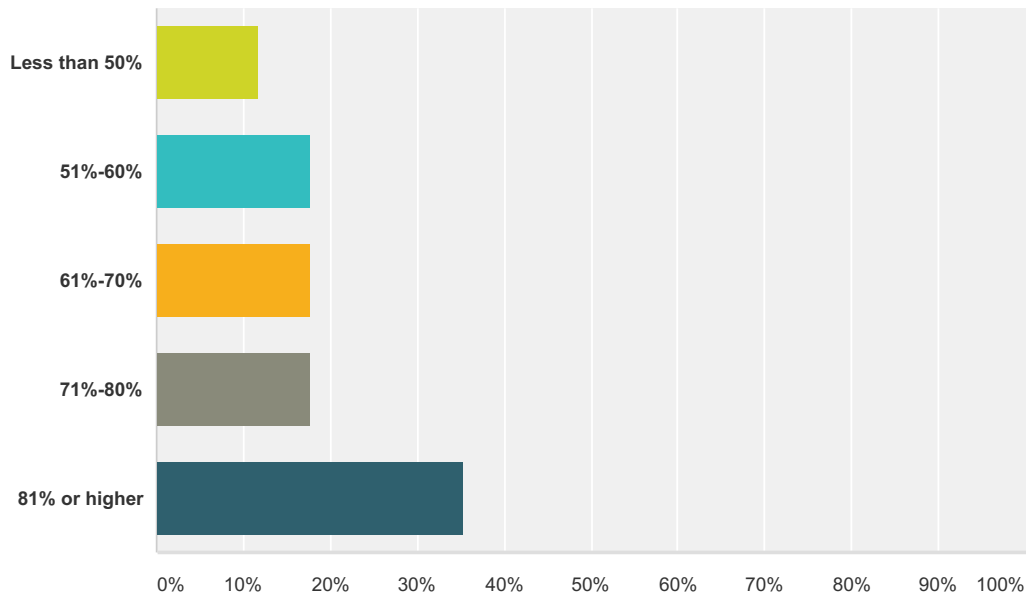
Answered: 57 Skipped: 11



Answer Choices	Responses	
Yes	14.04%	8
No	85.96%	49
Total		57

**Q25 If so, approximately what percentage of students does the Director have in comparison to the other FTEs in the office?
(Example: if the full time caseload is 60, and the Director has 45, then the Director has 75% of the typical FTE's caseload.)**

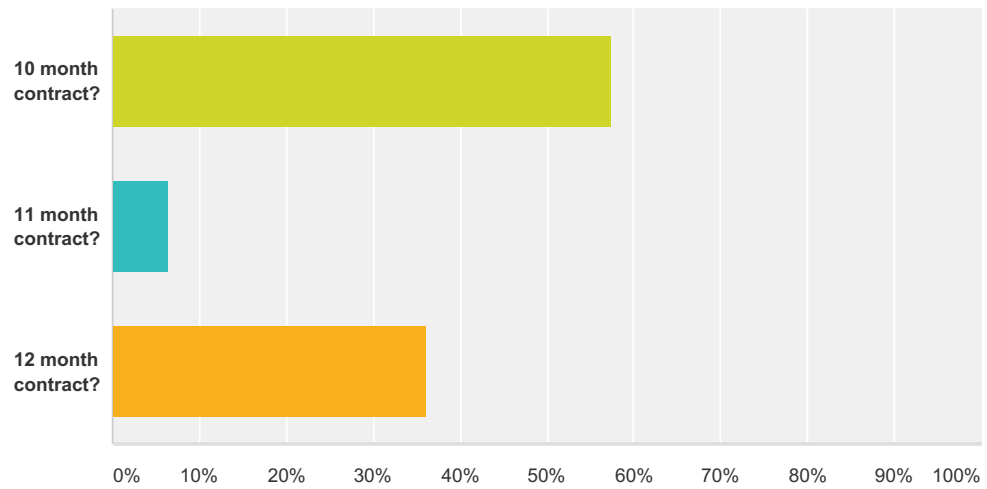
Answered: 17 Skipped: 51



Answer Choices	Responses
Less than 50%	11.76% 2
51%-60%	17.65% 3
61%-70%	17.65% 3
71%-80%	17.65% 3
81% or higher	35.29% 6
Total	17

Q26 Are other full-time college counselors on a

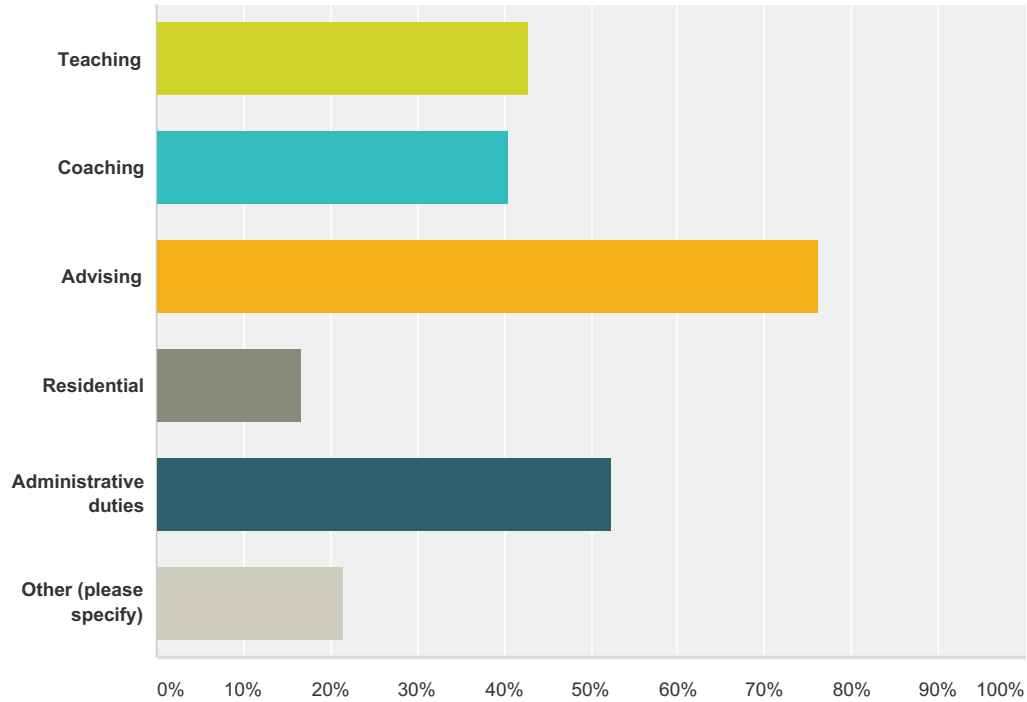
Answered: 47 Skipped: 21



Answer Choices	Responses
10 month contract?	57.45% 27
11 month contract?	6.38% 3
12 month contract?	36.17% 17
Total	47

Q27 What other responsibilities do your other full-time counselors have? Please check all that apply.

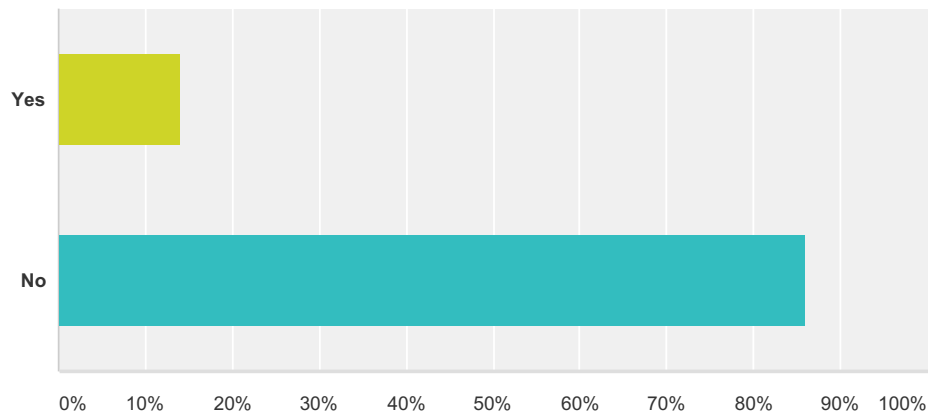
Answered: 42 Skipped: 26



Answer Choices	Responses	
Teaching	42.86%	18
Coaching	40.48%	17
Advising	76.19%	32
Residential	16.67%	7
Administrative duties	52.38%	22
Other (please specify)	21.43%	9
Total Respondents: 42		

Q28 Does the compensation for your other counselors include housing?

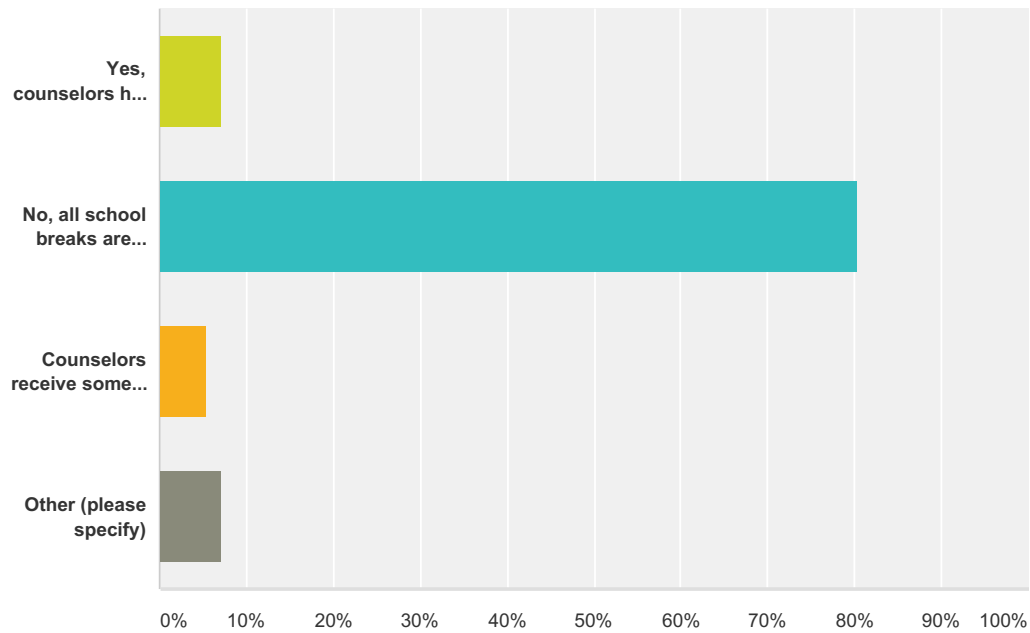
Answered: 50 Skipped: 18



Answer Choices	Responses	
Yes	14.00%	7
No	86.00%	43
Total		50

Q29 Do college counselors have to use vacation days during school breaks?

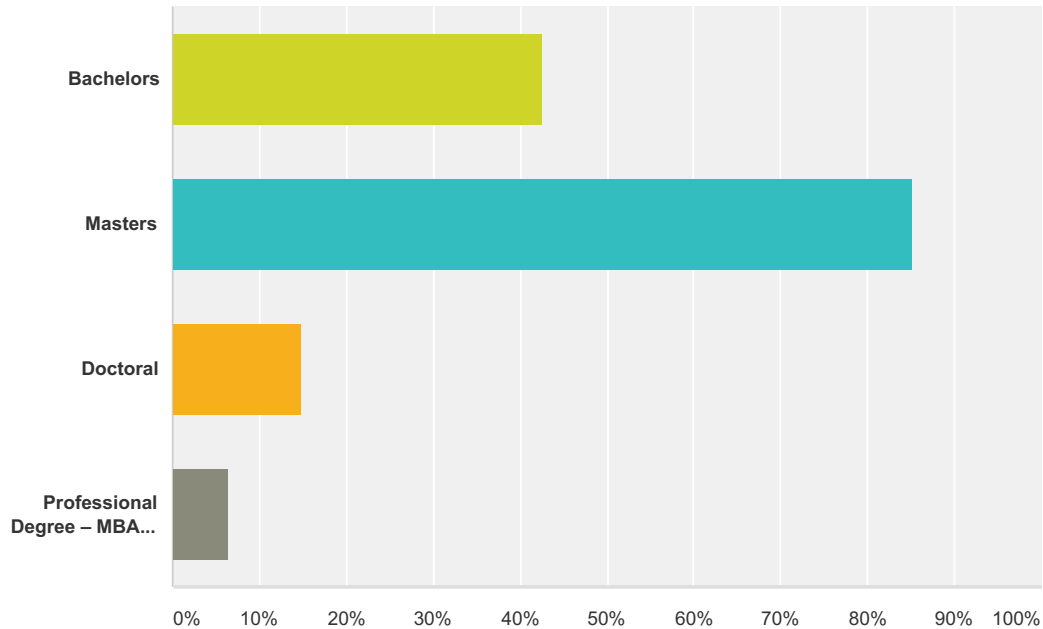
Answered: 56 Skipped: 12



Answer Choices	Responses	
Yes, counselors have to use vacation days since breaks are not included as time off	7.14%	4
No, all school breaks are included as time off	80.36%	45
Counselors receive some "free" days off during schools breaks, but otherwise have to use vacation days	5.36%	3
Other (please specify)	7.14%	4
Total		56

Q30 Which of the following best describes the education earned by other full-time college counselors in your office? Please check all that apply.

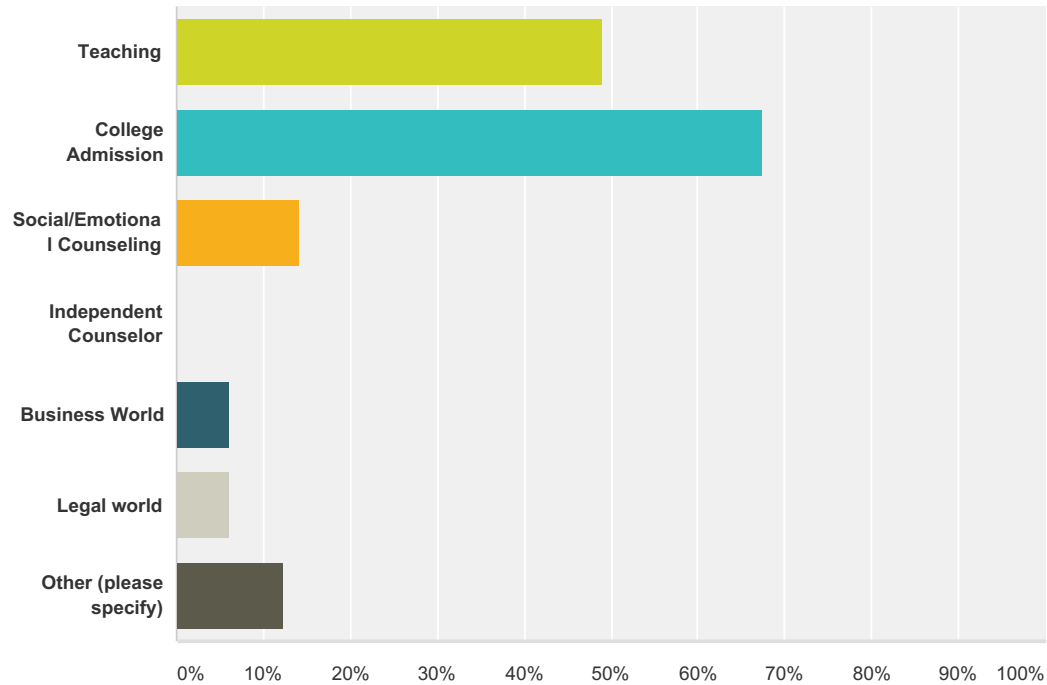
Answered: 47 Skipped: 21



Answer Choices	Responses	
Bachelors	42.55%	20
Masters	85.11%	40
Doctoral	14.89%	7
Professional Degree – MBA, JD, etc.	6.38%	3
Total Respondents: 47		

**Q31 Which of the following best describes the occupational background of other full-time college counselors in your office?
Please check all that apply.**

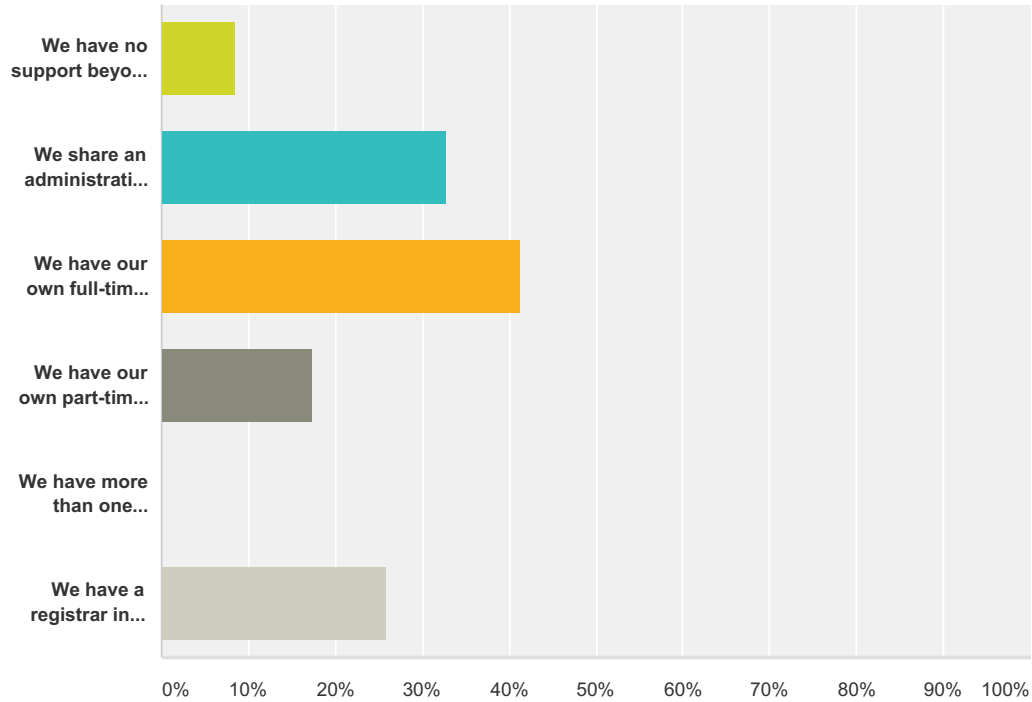
Answered: 49 Skipped: 19



Answer Choices	Responses	
Teaching	48.98%	24
College Admission	67.35%	33
Social/Emotional Counseling	14.29%	7
Independent Counselor	0.00%	0
Business World	6.12%	3
Legal world	6.12%	3
Other (please specify)	12.24%	6
Total Respondents: 49		

**Q32 Which of the following best describes the support staff available to your office?
Please check all that apply.**

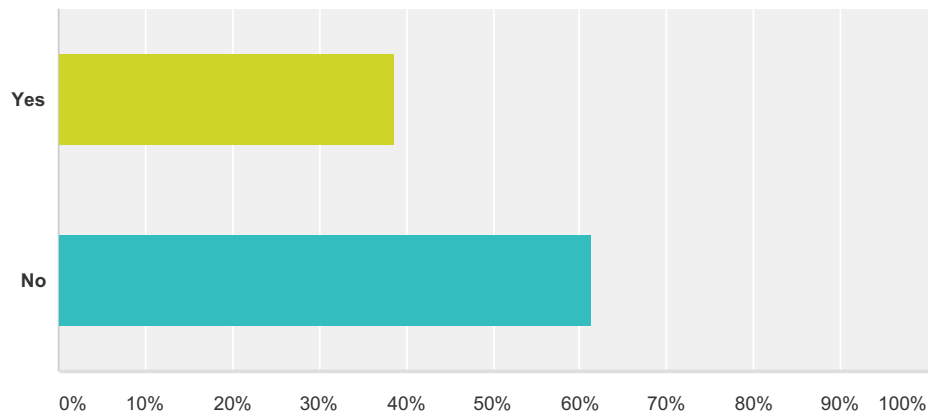
Answered: 58 Skipped: 10



Answer Choices	Responses	
We have no support beyond the counselor or counselors	8.62%	5
We share an administrative assistant with another office	32.76%	19
We have our own full-time administrative assistant	41.38%	24
We have our own part-time administrative assistant	17.24%	10
We have more than one administrative assistant	0.00%	0
We have a registrar in addition to an administrative assistant	25.86%	15
Total Respondents: 58		

Q33 Does your school use its own Secondary School Report?

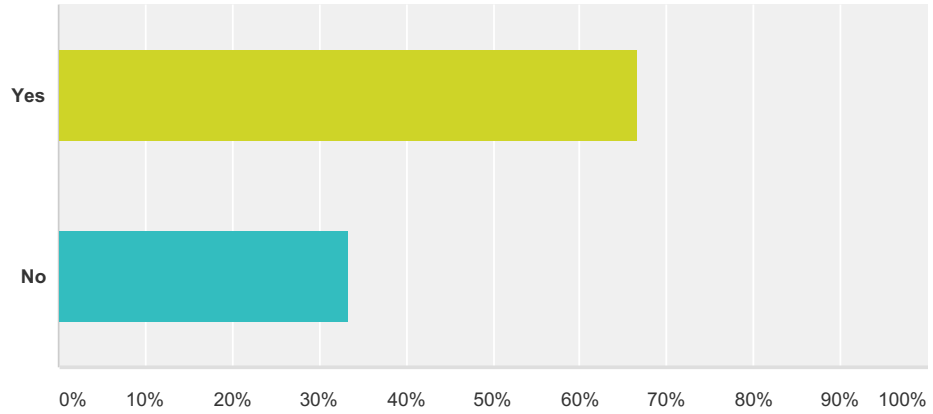
Answered: 57 Skipped: 11



Answer Choices	Responses	
Yes	38.60%	22
No	61.40%	35
Total		57

Q34 Do you evaluate the rigor of a student's curriculum, either on your own SSR or on the Common Application?

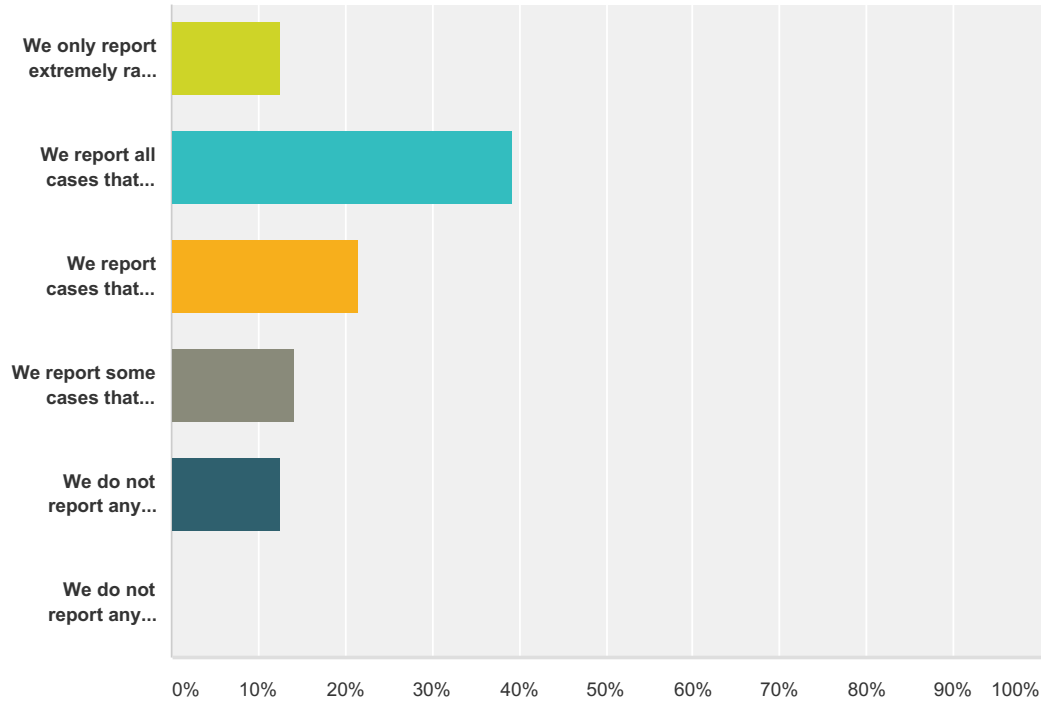
Answered: 57 Skipped: 11



Answer Choices	Responses	
Yes	66.67%	38
No	33.33%	19
Total		57

Q35 Which best describes your school's policy on the disclosure of discipline to colleges:

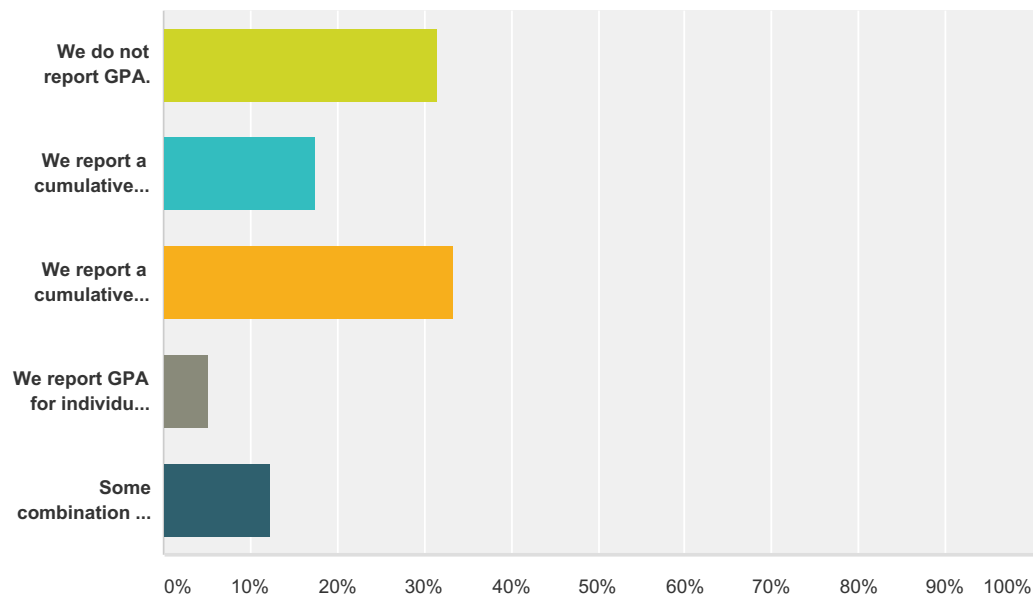
Answered: 56 Skipped: 12



Answer Choices	Responses
We only report extremely rare cases and/or repeated cases.	12.50% 7
We report all cases that result in probation, suspension or expulsion.	39.29% 22
We report cases that result in probation, suspension or expulsion to those colleges that ask.	21.43% 12
We report some cases that result in probation, suspension or expulsion, but not all cases; we decide as a school which types of infractions are pertinent to colleges.	14.29% 8
We do not report any discipline but encourage our students to answer all questions honestly.	12.50% 7
We do not report any discipline.	0.00% 0
Total	56

Q36 Which best describes your school's policy regarding the reporting of GPAs?

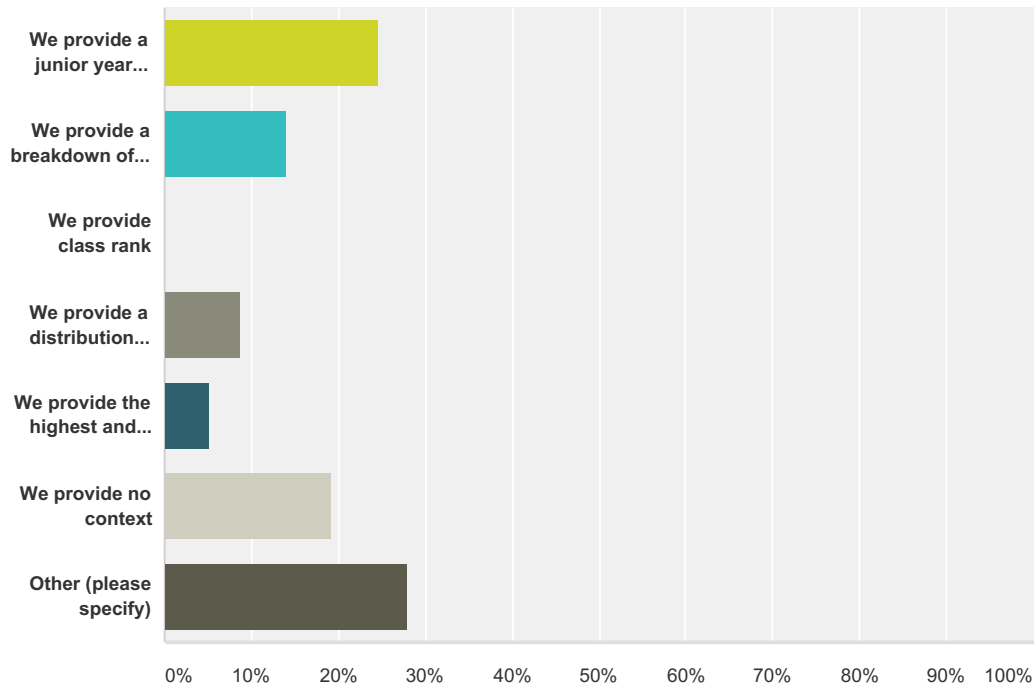
Answered: 57 Skipped: 11



Answer Choices	Responses	
We do not report GPA.	31.58%	18
We report a cumulative unweighted GPA.	17.54%	10
We report a cumulative weighted GPA.	33.33%	19
We report GPA for individual terms/years but not a cumulative one.	5.26%	3
Some combination of three above options.	12.28%	7
Total		57

Q37 Which of the following best describes the way in which you provide context about your school's grading?

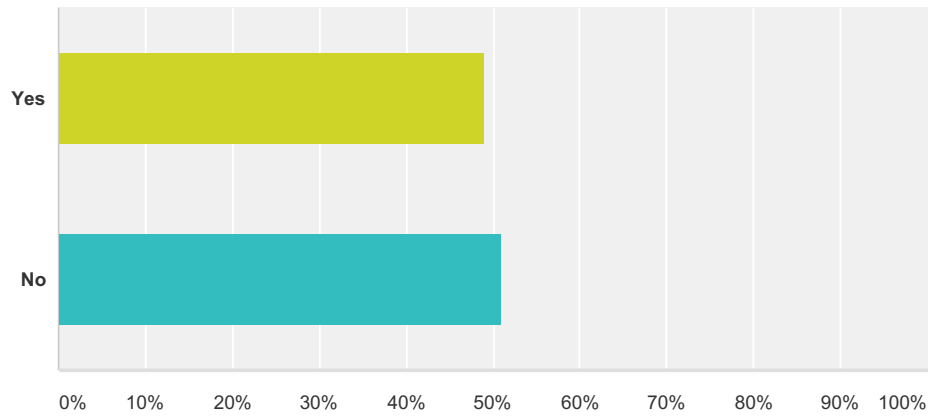
Answered: 57 Skipped: 11



Answer Choices	Responses	
We provide a junior year grade distribution by course	24.56%	14
We provide a breakdown of cumulative GPAs	14.04%	8
We provide class rank	0.00%	0
We provide a distribution for grades earned in junior classes only	8.77%	5
We provide the highest and lowest GPA	5.26%	3
We provide no context	19.30%	11
Other (please specify)	28.07%	16
Total		57

Q38 Do college counselors in your office take days out of the office as “writing days”?

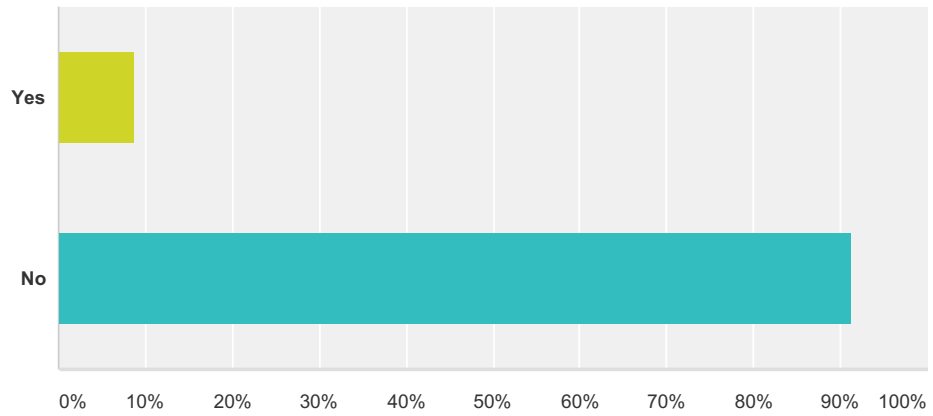
Answered: 57 Skipped: 11



Answer Choices	Responses	
Yes	49.12%	28
No	50.88%	29
Total		57

Q39 Do you limit the number of applications a student can submit?

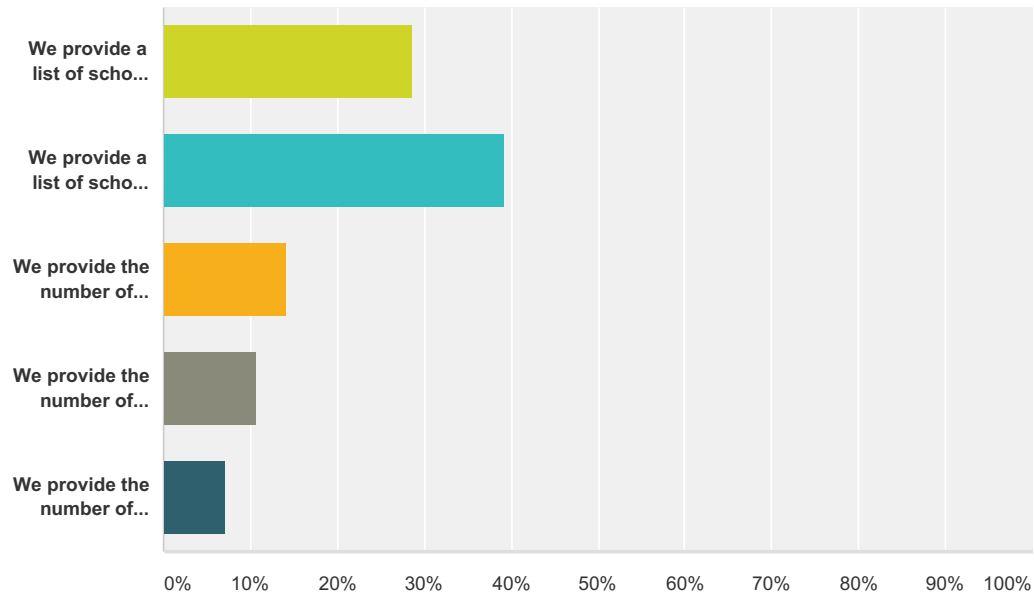
Answered: 57 Skipped: 11



Answer Choices	Responses	
Yes	8.77%	5
No	91.23%	52
Total		57

Q40 Which best describes the matriculation information that your school provides publicly?

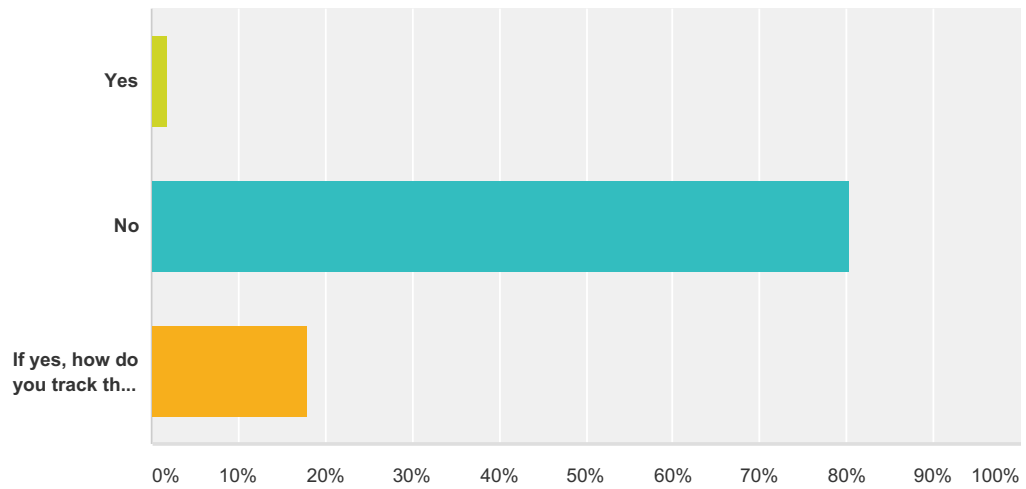
Answered: 56 Skipped: 12



Answer Choices	Responses	
We provide a list of schools to which our students have been accepted over a span of years	28.57%	16
We provide a list of schools to which our students have matriculated over a span of years	39.29%	22
We provide the number of actual matriculants to schools over a span of years	14.29%	8
We provide the number of actual matriculants to schools for each graduating class	10.71%	6
We provide the number of actual matriculants to schools for each class and over a span of years	7.14%	4
Total		56

Q41 Do you track your graduates' performance while in college?

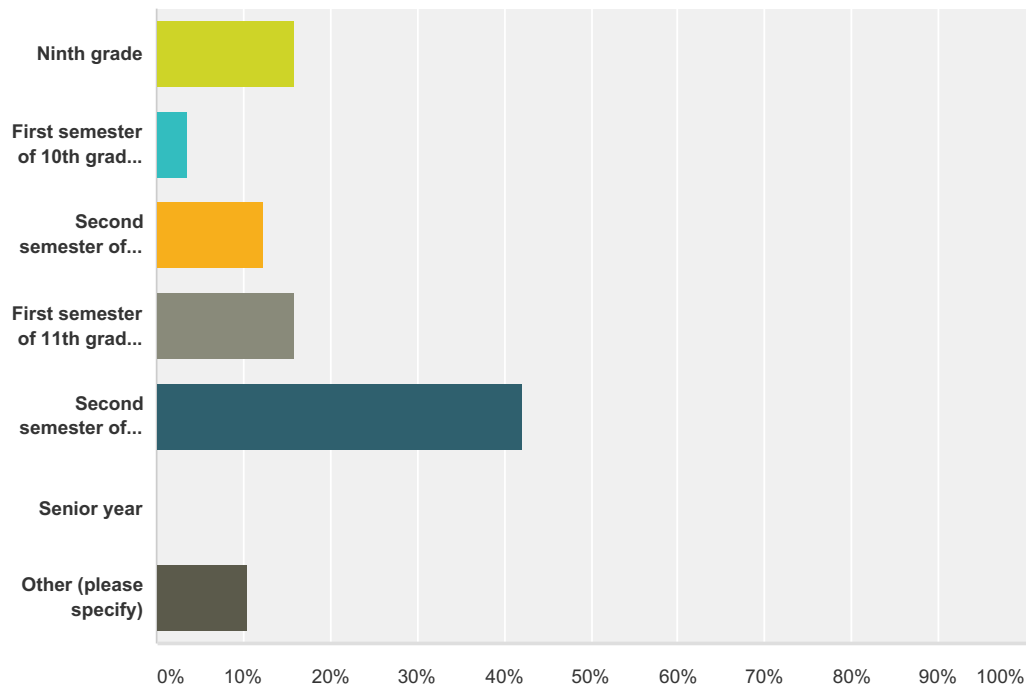
Answered: 56 Skipped: 12



Answer Choices	Responses	
Yes	1.79%	1
No	80.36%	45
If yes, how do you track this data?	17.86%	10
Total		56

Q42 When do you assign students to counselors?

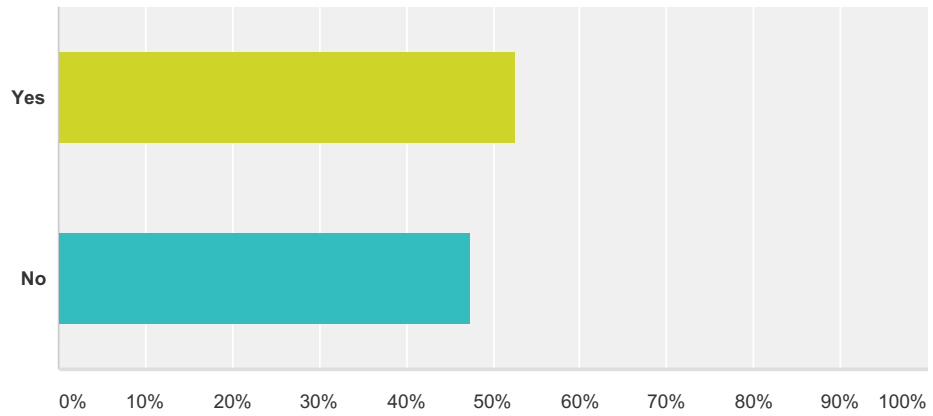
Answered: 57 Skipped: 11



Answer Choices	Responses
Ninth grade	15.79% 9
First semester of 10th grade year	3.51% 2
Second semester of 10th grade year	12.28% 7
First semester of 11th grade year	15.79% 9
Second semester of 11th grade year	42.11% 24
Senior year	0.00% 0
Other (please specify)	10.53% 6
Total	57

Q43 Does your office run a college counseling class?

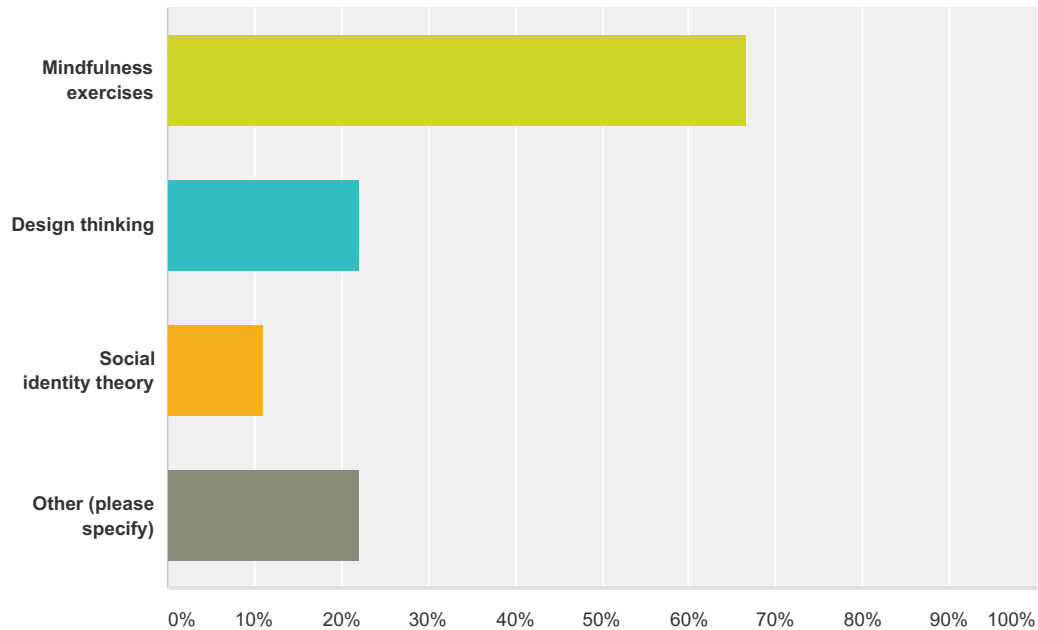
Answered: 57 Skipped: 11



Answer Choices	Responses	
Yes	52.63%	30
No	47.37%	27
Total		57

Q44 Does your office use any of the following practices in working with families?

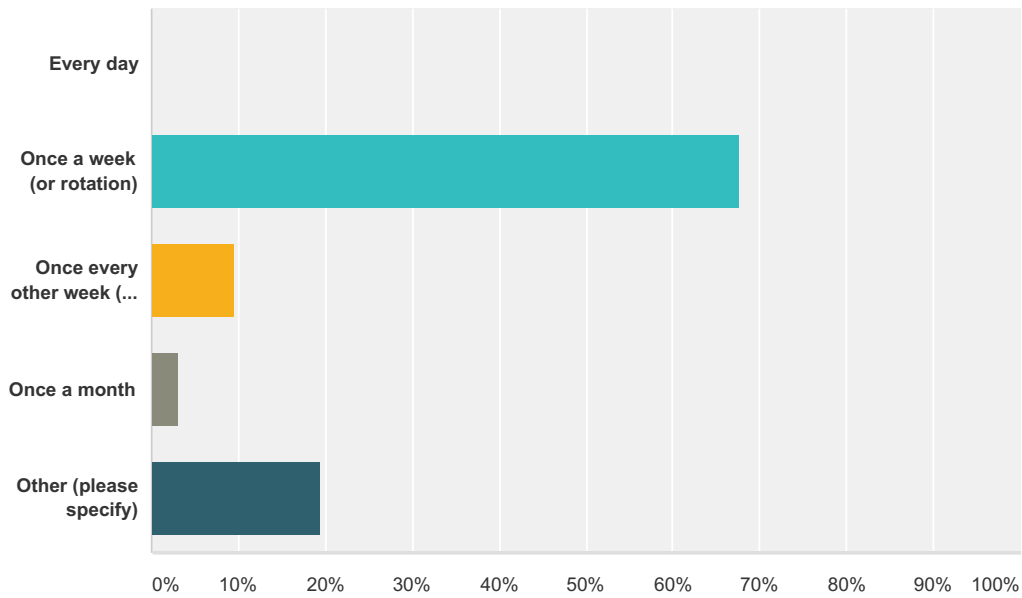
Answered: 9 Skipped: 59



Answer Choices	Responses
Mindfulness exercises	66.67% 6
Design thinking	22.22% 2
Social identity theory	11.11% 1
Other (please specify)	22.22% 2
Total Respondents: 9	

Q45 If you run a college counseling class, how frequently do you meet with students?

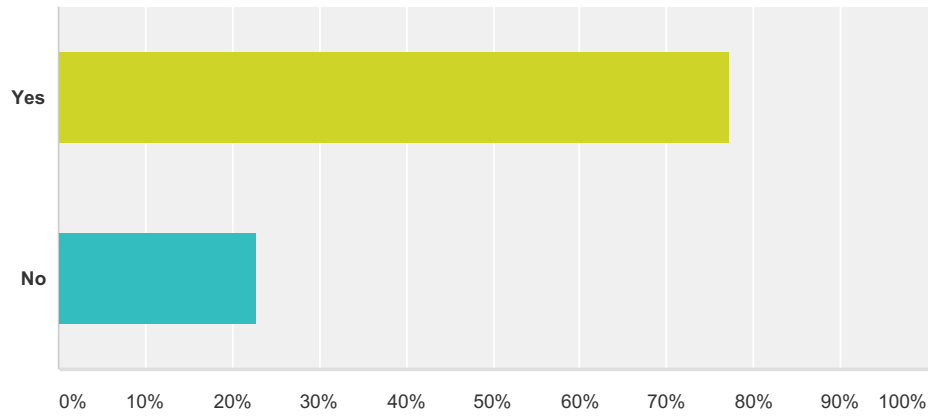
Answered: 31 Skipped: 37



Answer Choices	Responses	
Every day	0.00%	0
Once a week (or rotation)	67.74%	21
Once every other week (or rotation)	9.68%	3
Once a month	3.23%	1
Other (please specify)	19.35%	6
Total		31

Q46 Do you host a financial aid event on-campus?

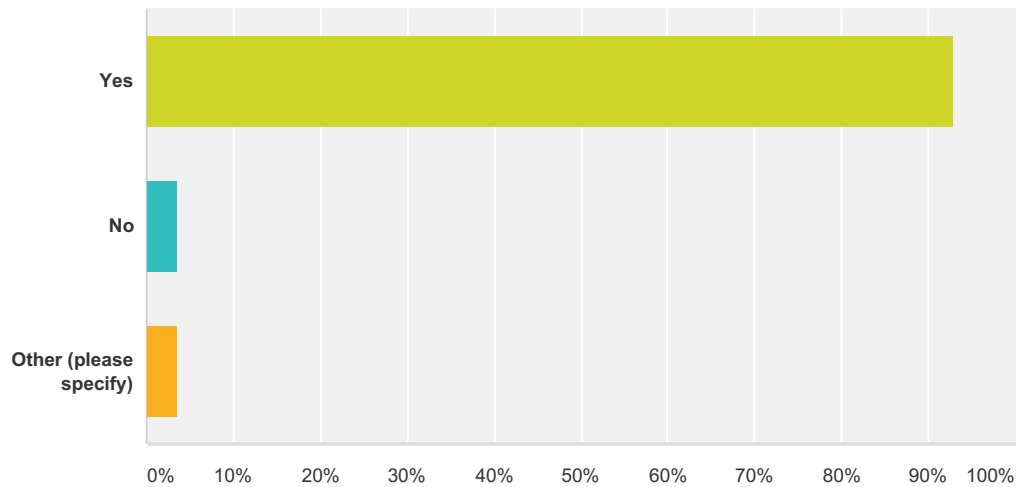
Answered: 57 Skipped: 11



Answer Choices	Responses	
Yes	77.19%	44
No	22.81%	13
Total		57

Q47 Do you discuss financial aid with students and families directly?

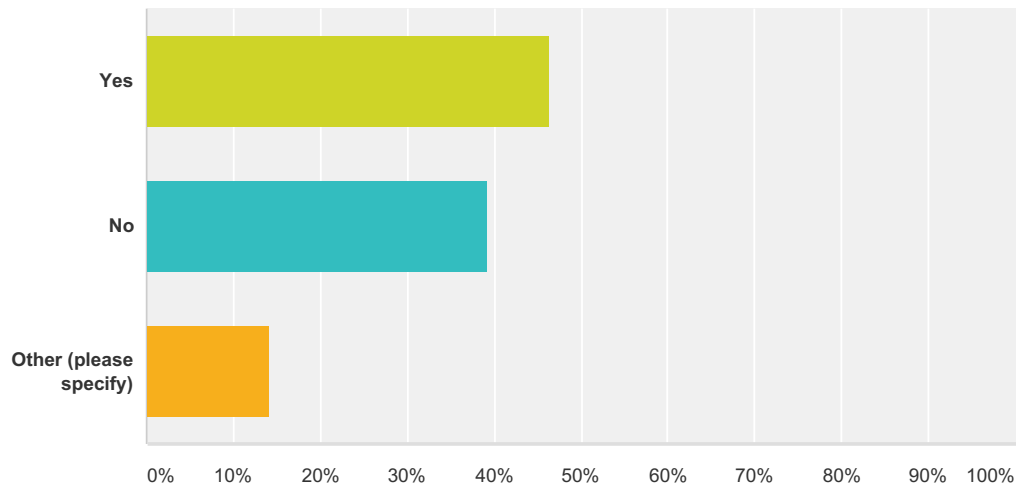
Answered: 57 Skipped: 11



Answer Choices	Responses	
Yes	92.98%	53
No	3.51%	2
Other (please specify)	3.51%	2
Total		57

Q48 Does your school provide test preparation in-house?

Answered: 56 Skipped: 12



Answer Choices	Responses	
Yes	46.43%	26
No	39.29%	22
Other (please specify)	14.29%	8
Total		56