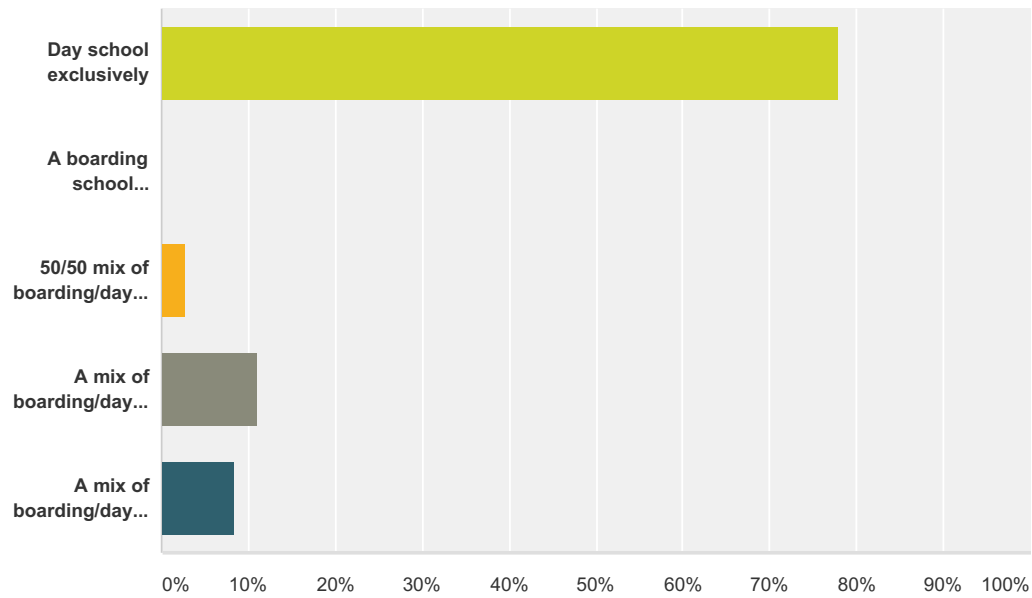


Q1 Which best describes the student composition of your school?

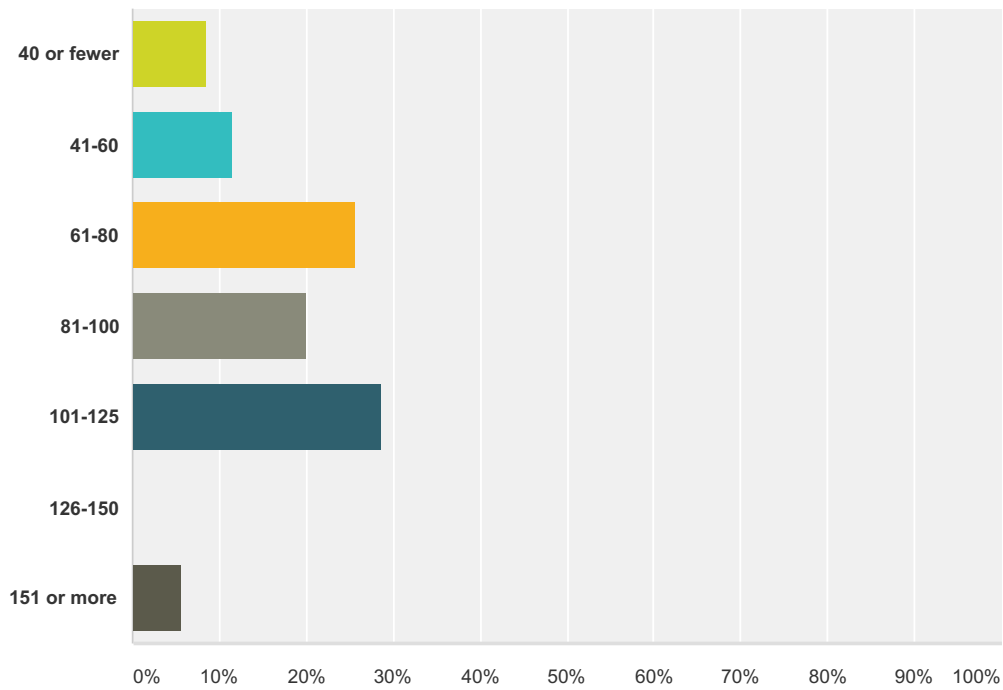
Answered: 36 Skipped: 0



Answer Choices	Responses	
Day school exclusively	77.78%	28
A boarding school exclusively	0.00%	0
50/50 mix of boarding/day students	2.78%	1
A mix of boarding/day with more day students	11.11%	4
A mix of boarding/day with more boarding students	8.33%	3
Total		36

Q2 How many students are in your 2016-2017 senior class?

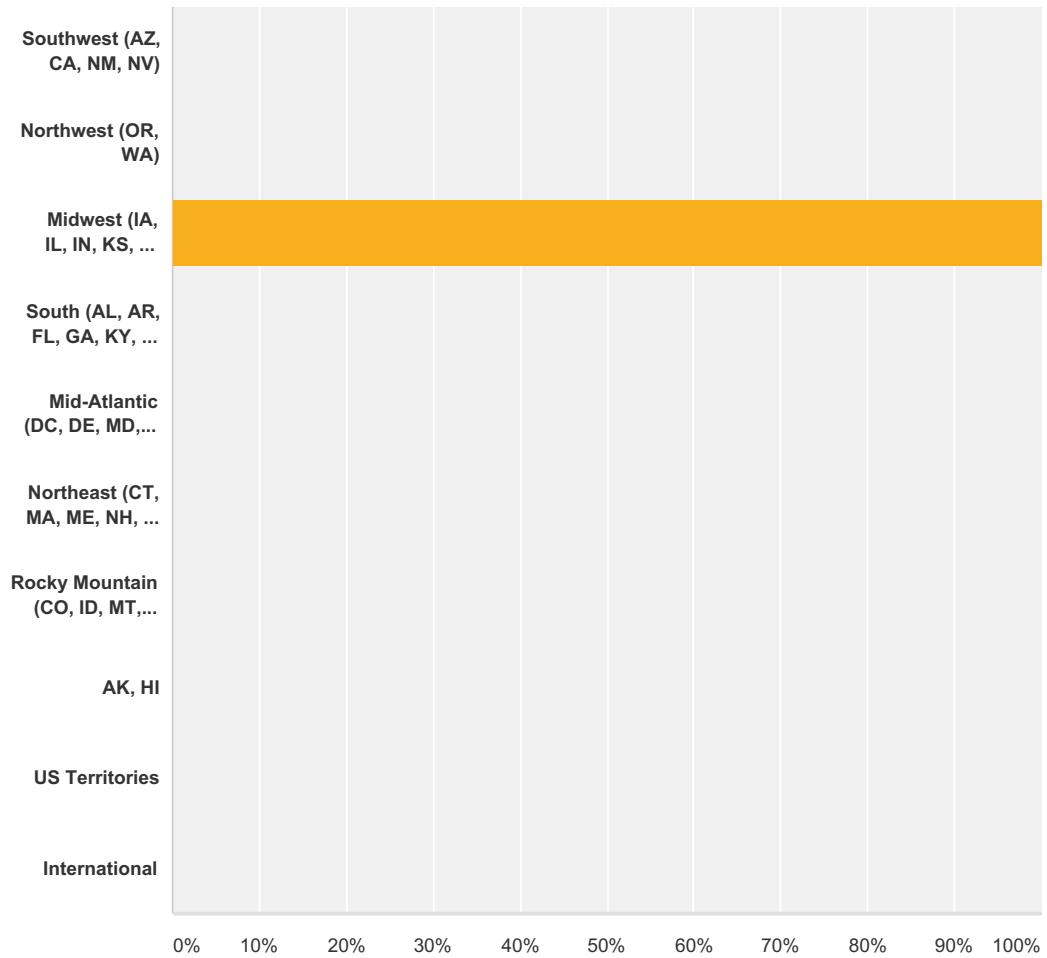
Answered: 35 Skipped: 1



Answer Choices	Responses
40 or fewer	8.57% 3
41-60	11.43% 4
61-80	25.71% 9
81-100	20.00% 7
101-125	28.57% 10
126-150	0.00% 0
151 or more	5.71% 2
Total	35

Q3 Where is your school located?

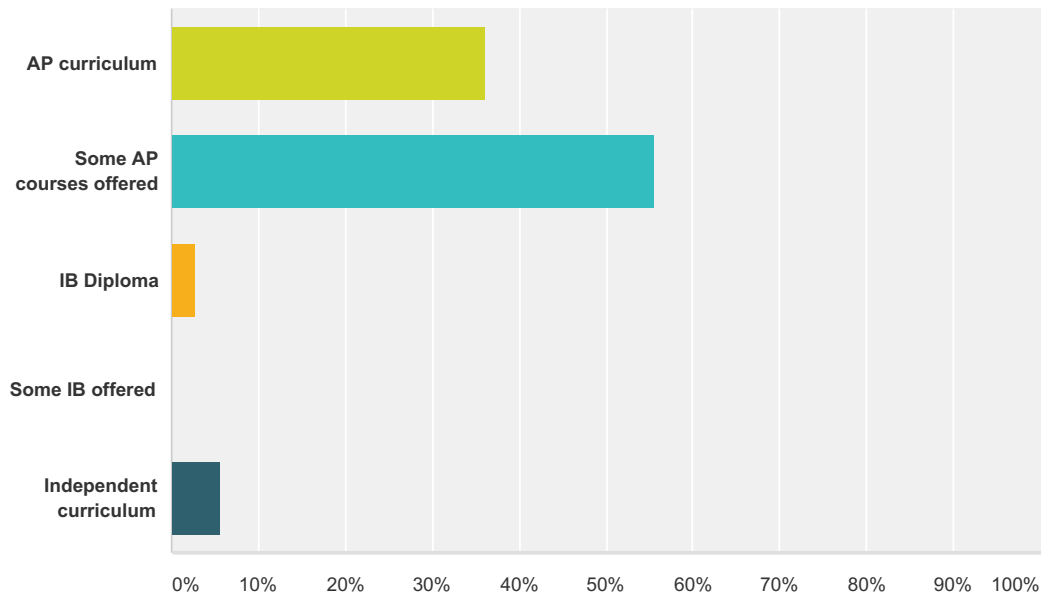
Answered: 36 Skipped: 0



Answer Choices	Responses
Southwest (AZ, CA, NM, NV)	0.00% 0
Northwest (OR, WA)	0.00% 0
Midwest (IA, IL, IN, KS, MI, MN, MO, ND, NE, OH, OK, SD, WI)	100.00% 36
South (AL, AR, FL, GA, KY, LA, MS, NC, SC, TN, TX)	0.00% 0
Mid-Atlantic (DC, DE, MD, NJ, NY, PA VA, WV)	0.00% 0
Northeast (CT, MA, ME, NH, RI, VT)	0.00% 0
Rocky Mountain (CO, ID, MT, NM, UT, WY)	0.00% 0
AK, HI	0.00% 0
US Territories	0.00% 0
International	0.00% 0
Total	36

Q4 How would you best categorize your curriculum?

Answered: 36 Skipped: 0



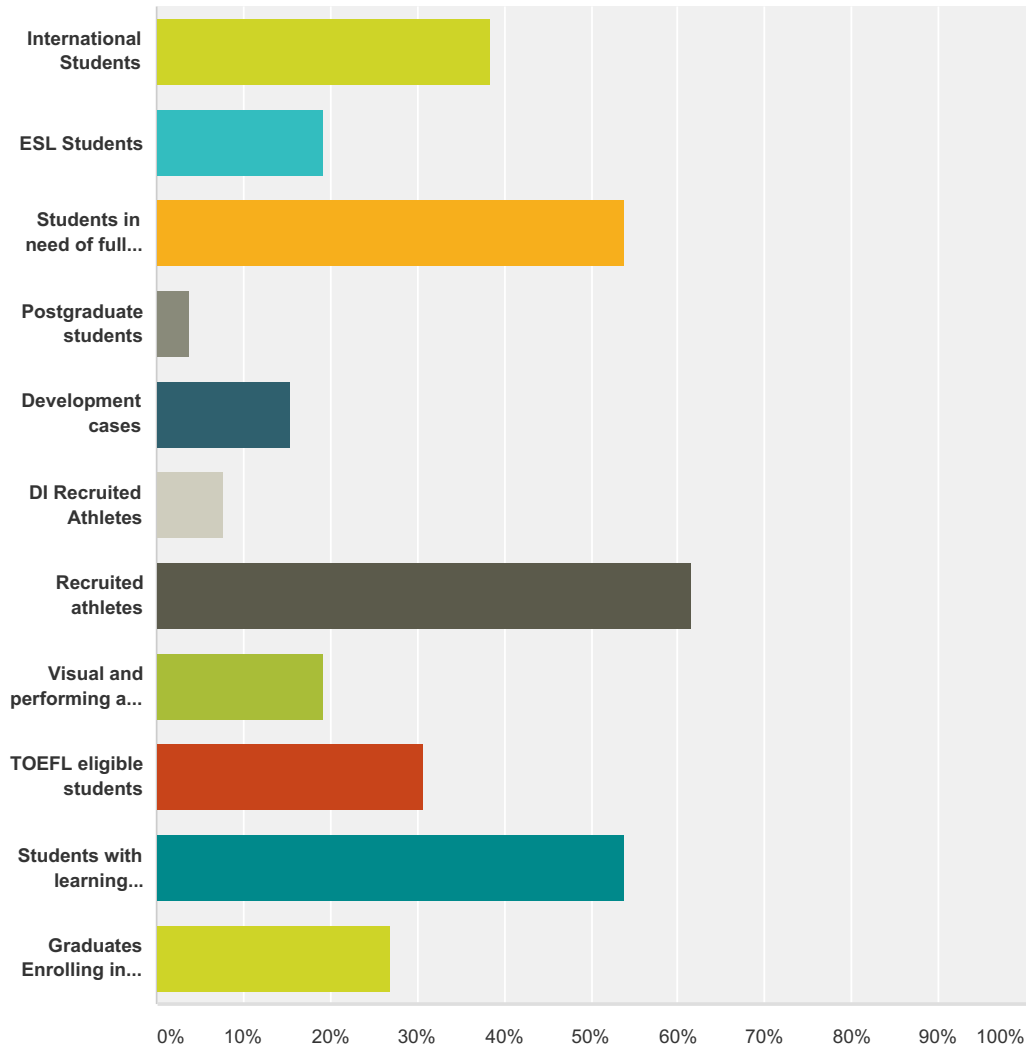
Answer Choices	Responses	
AP curriculum	36.11%	13
Some AP courses offered	55.56%	20
IB Diploma	2.78%	1
Some IB offered	0.00%	0
Independent curriculum	5.56%	2
Total		36

Q5 Other than traditional labels such as AP, IB, Honors, etc., briefly describe how your school distinguishes the relative rigor or your courses.

Answered: 22 Skipped: 14

Q6 Which of the following types of students does your school have in significant numbers (over 15% of the class)? Please check all that apply.

Answered: 26 Skipped: 10



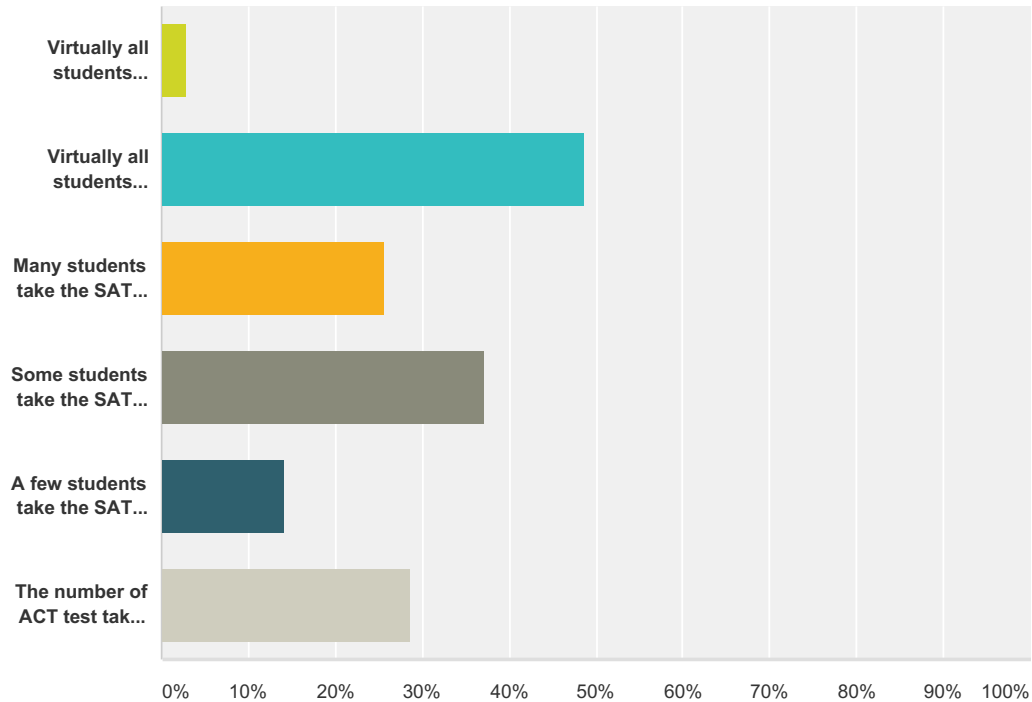
Answer Choices	Responses	
International Students	38.46%	10
ESL Students	19.23%	5
Students in need of full financial assistance	53.85%	14
Postgraduate students	3.85%	1
Development cases	15.38%	4
DI Recruited Athletes	7.69%	2
Recruited athletes	61.54%	16

ACCIS Member Survey 2016

Visual and performing arts applicants	19.23%	5
TOEFL eligible students	30.77%	8
Students with learning disabilities	53.85%	14
Graduates Enrolling in Test Optional Colleges	26.92%	7
Total Respondents: 26		

Q7 Which of the following descriptions accurately describes the standardized testing practices of your students? Please check all that apply.

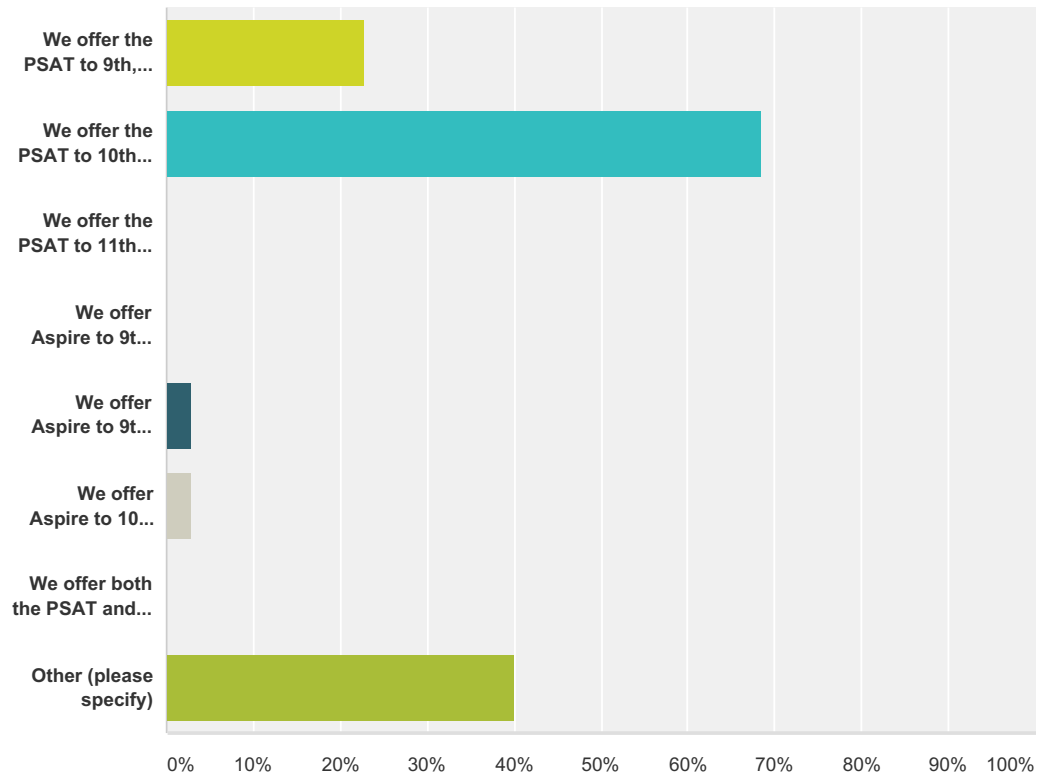
Answered: 35 Skipped: 1



Answer Choices	Responses	
Virtually all students exclusively take the SAT Reasoning exam	2.86%	1
Virtually all students exclusively take the ACT exam	48.57%	17
Many students take the SAT Reasoning exam and the ACT exam (more than 75% take the SAT)	25.71%	9
Some students take the SAT Reasoning exam and the ACT exam (fewer than 50 % take the SAT)	37.14%	13
A few students take the SAT Reasoning exam and the ACT exam (fewer than 25% take the SAT)	14.29%	5
The number of ACT test takers at my school has risen steadily over the past 2-3 years.	28.57%	10
Total Respondents: 35		

Q8 Which of the following best describes the way in which your school begins standardized testing with your students?

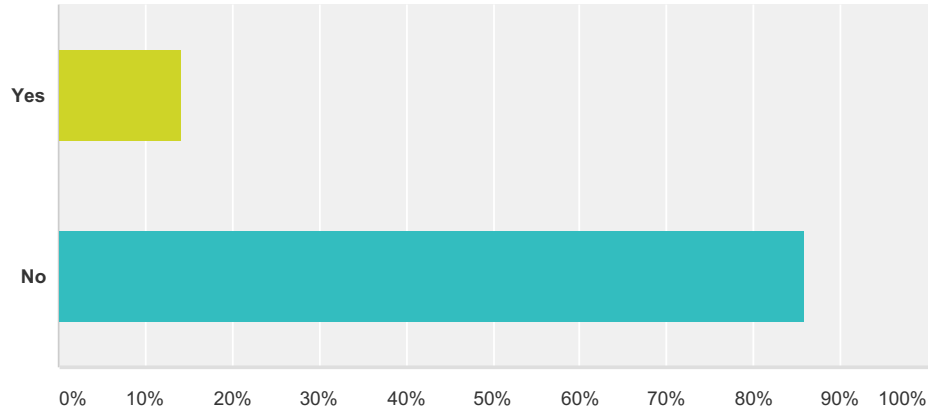
Answered: 35 Skipped: 1



Answer Choices	Responses	
We offer the PSAT to 9th, 10th, & 11th grade students	22.86%	8
We offer the PSAT to 10th & 11th grade students	68.57%	24
We offer the PSAT to 11th grade students only	0.00%	0
We offer Aspire to 9th grade students	0.00%	0
We offer Aspire to 9th and 10th grade students	2.86%	1
We offer Aspire to 10th grade students only	2.86%	1
We offer both the PSAT and Aspire tests	0.00%	0
Other (please specify)	40.00%	14
Total Respondents: 35		

Q9 Do you administer the College Work Readiness Assessment (CWRA) at your school?

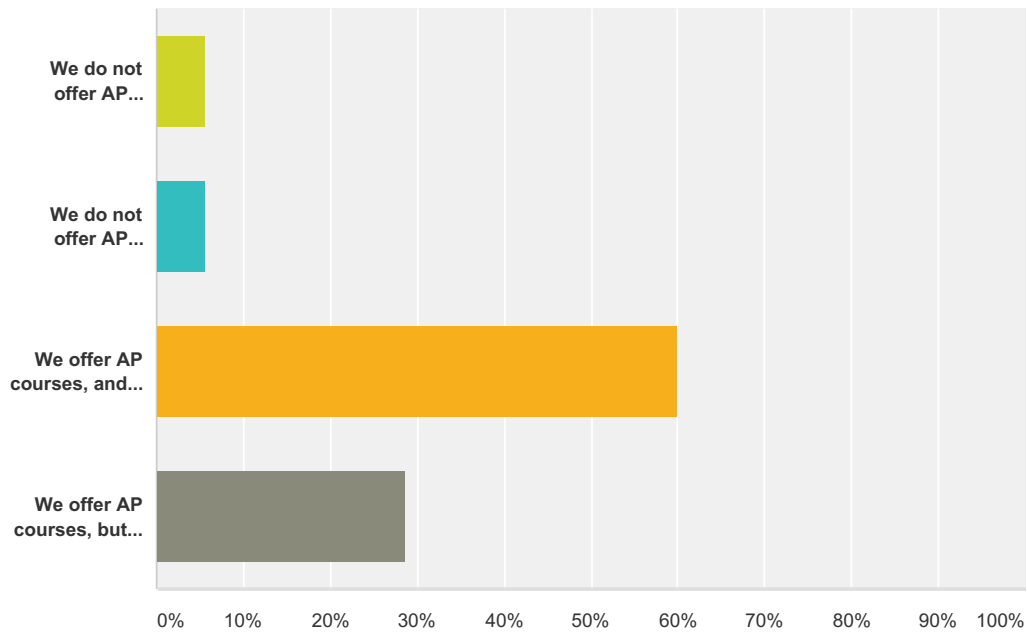
Answered: 35 Skipped: 1



Answer Choices	Responses	
Yes	14.29%	5
No	85.71%	30
Total		35

Q10 Which of the following best captures your school's approach to AP?

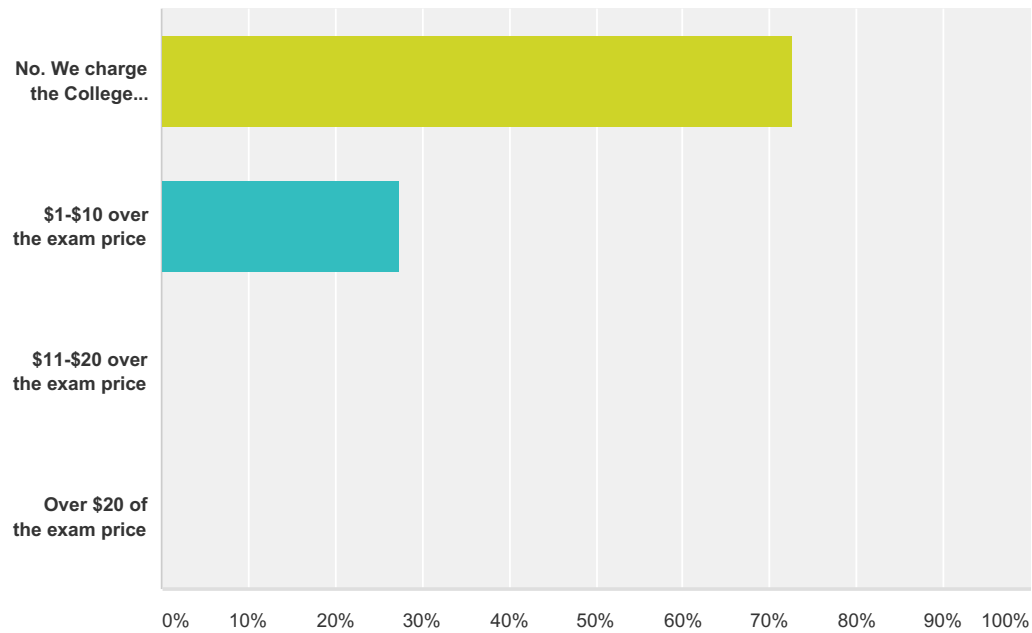
Answered: 35 Skipped: 1



Answer Choices	Responses	
We do not offer AP courses	5.71%	2
We do not offer AP courses but do administer a number of AP exams	5.71%	2
We offer AP courses, and students enrolled in AP courses must take the AP exam.	60.00%	21
We offer AP courses, but it is up to the student to decide whether or not to take the AP exam.	28.57%	10
Total		35

Q11 If you offer AP's, do you charge students more than the exam price?

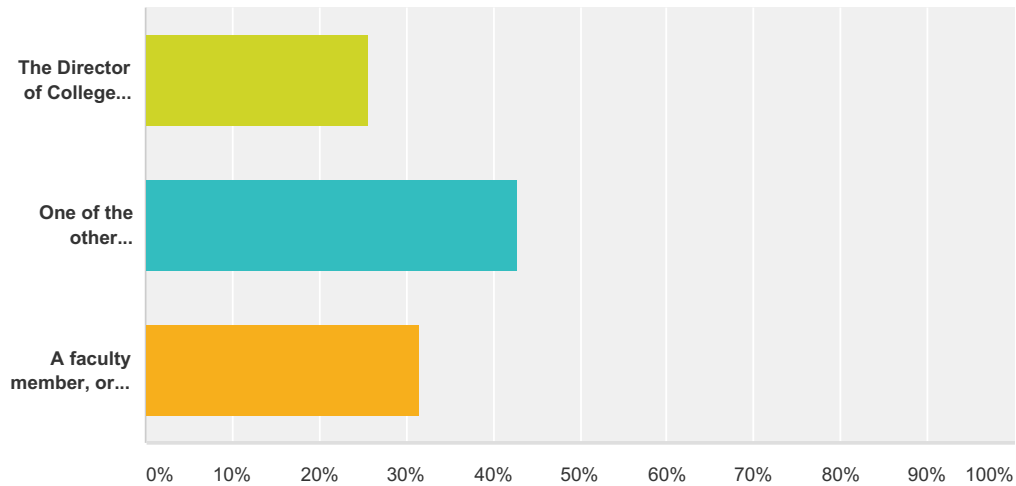
Answered: 33 Skipped: 3



Answer Choices	Responses	
No. We charge the College Board exam price.	72.73%	24
\$1-\$10 over the exam price	27.27%	9
\$11-\$20 over the exam price	0.00%	0
Over \$20 of the exam price	0.00%	0
Total		33

Q12 Which of the following best describes the administration and oversight of standardized testing at your school?

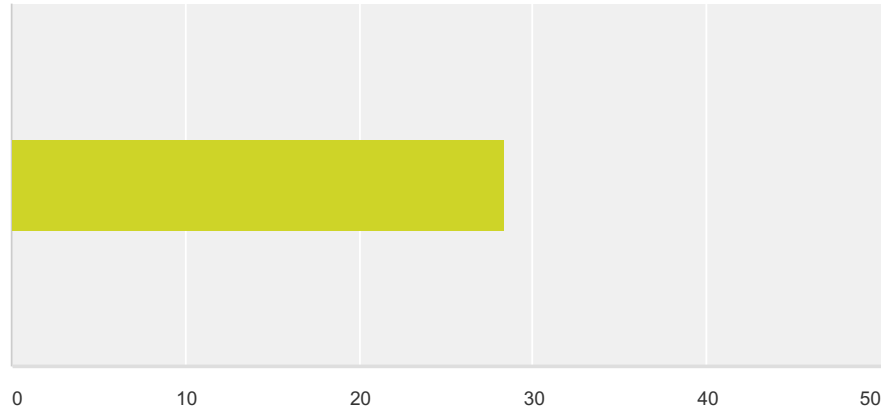
Answered: 35 Skipped: 1



Answer Choices	Responses	
The Director of College Counseling serves as the testing coordinator	25.71%	9
One of the other counselors serves as the testing coordinator	42.86%	15
A faculty member, or administrator not a part of the college counseling office, serves as testing coordinator	31.43%	11
Total		35

Q13 What is the median composite score on the ACT for your senior class?

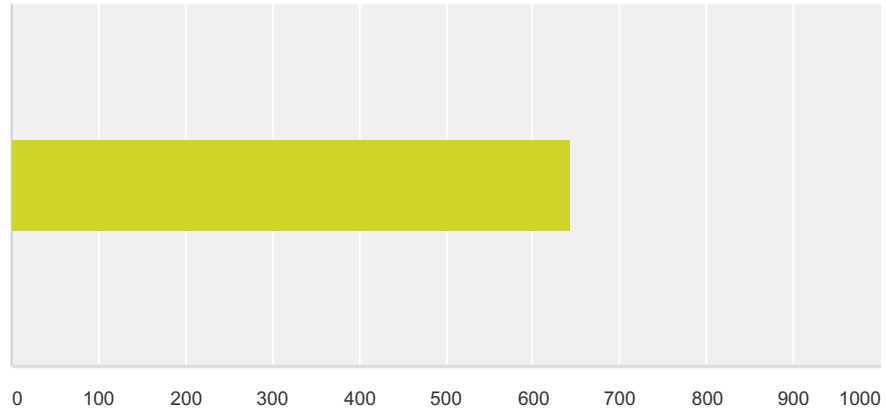
Answered: 35 Skipped: 1



Answer Choices	Average Number	Total Number	Responses
	28	992	35
Total Respondents: 35			

Q14 What is the median score on the EBRW section of the redesigned SAT?

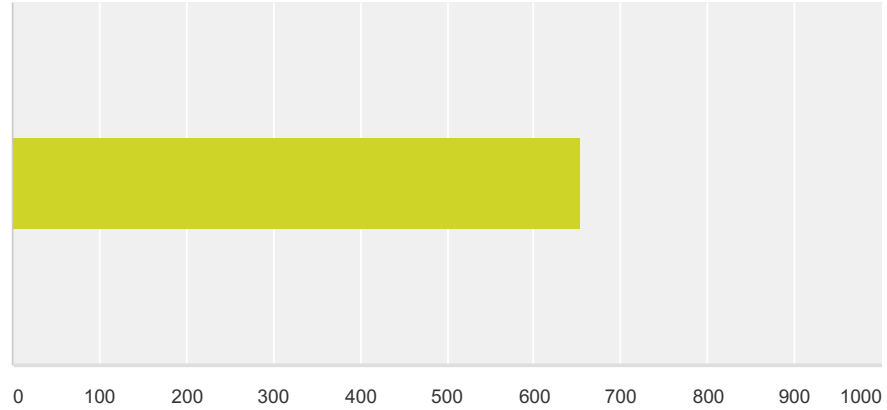
Answered: 22 Skipped: 14



Answer Choices	Average Number	Total Number	Responses
	644	14,160	22
Total Respondents: 22			

Q15 What is your current student average score on the Math section of the redesigned SAT?

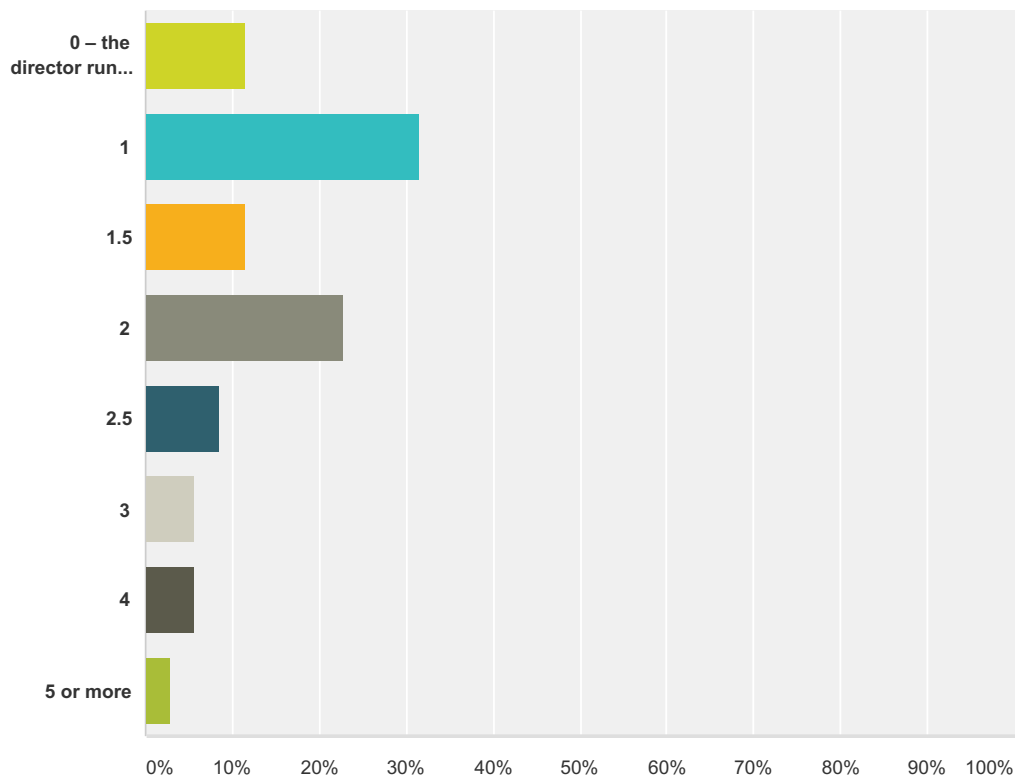
Answered: 22 Skipped: 14



Answer Choices	Average Number	Total Number	Responses
	654	14,390	22
Total Respondents: 22			

Q16 How many counselors report to the Director(s) of College Counseling?

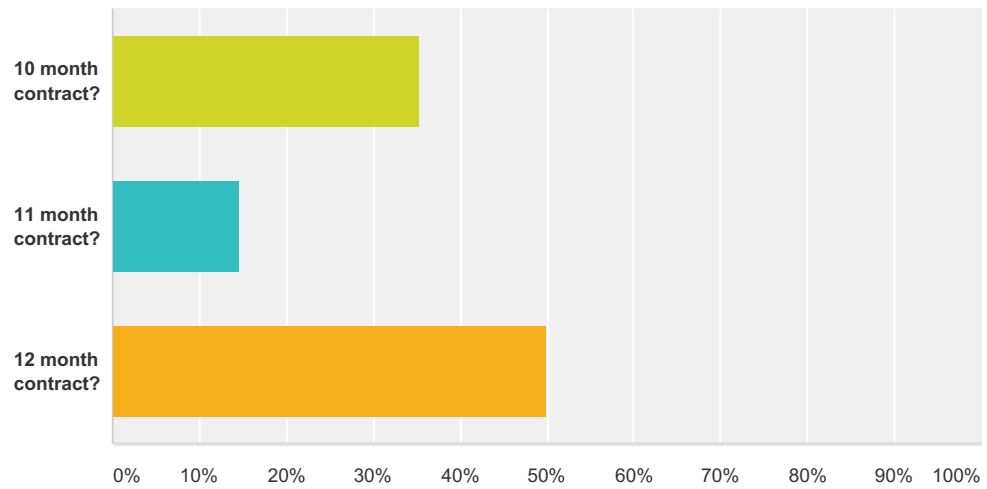
Answered: 35 Skipped: 1



Answer Choices	Responses	
0 – the director runs a one person shop	11.43%	4
1	31.43%	11
1.5	11.43%	4
2	22.86%	8
2.5	8.57%	3
3	5.71%	2
4	5.71%	2
5 or more	2.86%	1
Total		35

Q17 Are the Director(s) of College Counseling on a

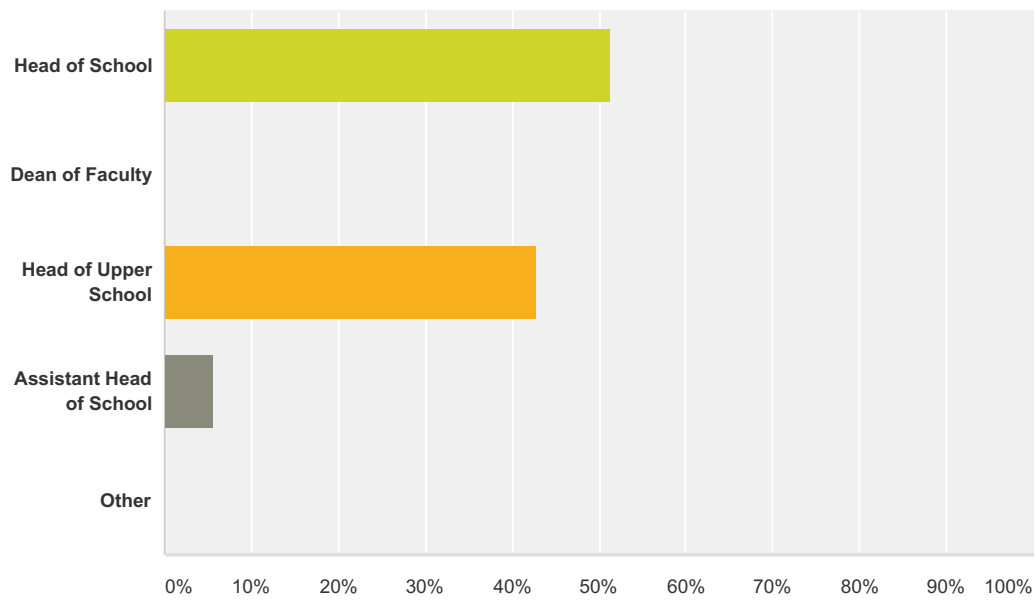
Answered: 34 Skipped: 2



Answer Choices	Responses	
10 month contract?	35.29%	12
11 month contract?	14.71%	5
12 month contract?	50.00%	17
Total		34

Q18 To whom does the Director(s) of College Counseling report?

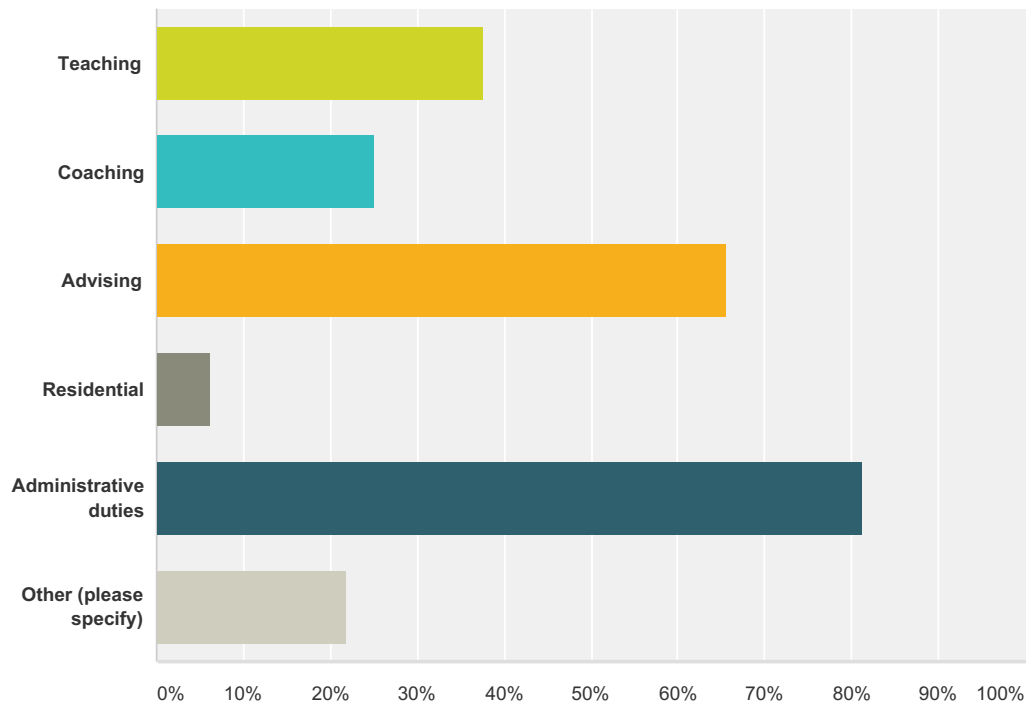
Answered: 35 Skipped: 1



Answer Choices	Responses	
Head of School	51.43%	18
Dean of Faculty	0.00%	0
Head of Upper School	42.86%	15
Assistant Head of School	5.71%	2
Other	0.00%	0
Total		35

Q19 What other responsibilities does the Director have? Please check all that apply.

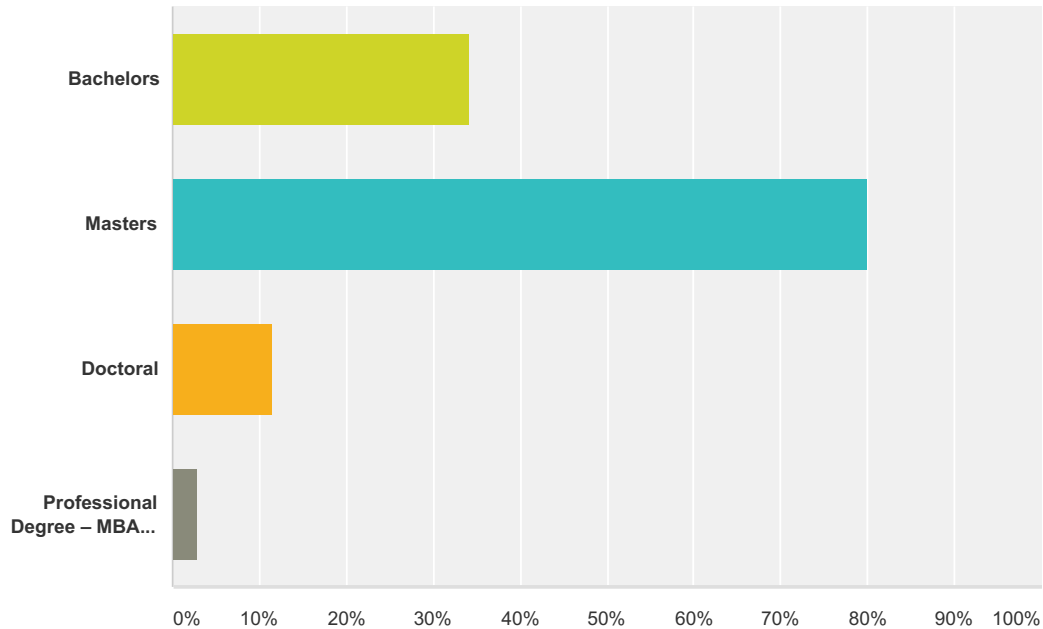
Answered: 32 Skipped: 4



Answer Choices	Responses	
Teaching	37.50%	12
Coaching	25.00%	8
Advising	65.63%	21
Residential	6.25%	2
Administrative duties	81.25%	26
Other (please specify)	21.88%	7
Total Respondents: 32		

Q20 Which of the following best describes the education earned by the Director(s) of College Counseling? Please check all that apply.

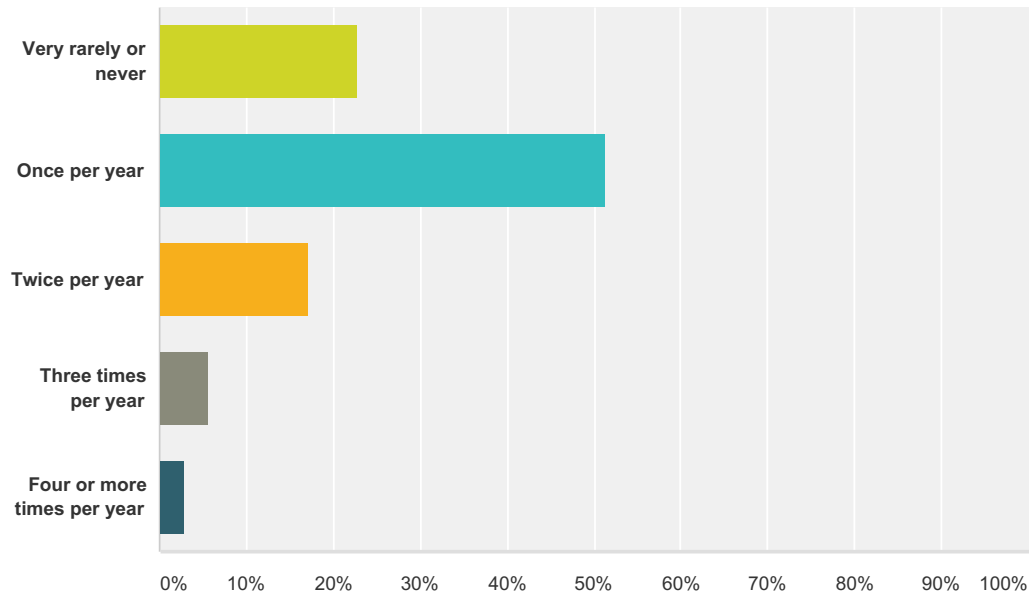
Answered: 35 Skipped: 1



Answer Choices	Responses	
Bachelors	34.29%	12
Masters	80.00%	28
Doctoral	11.43%	4
Professional Degree – MBA, JD, etc.	2.86%	1
Total Respondents: 35		

Q21 How often does the Director(s) of College Counseling report to the Board of Trustees?

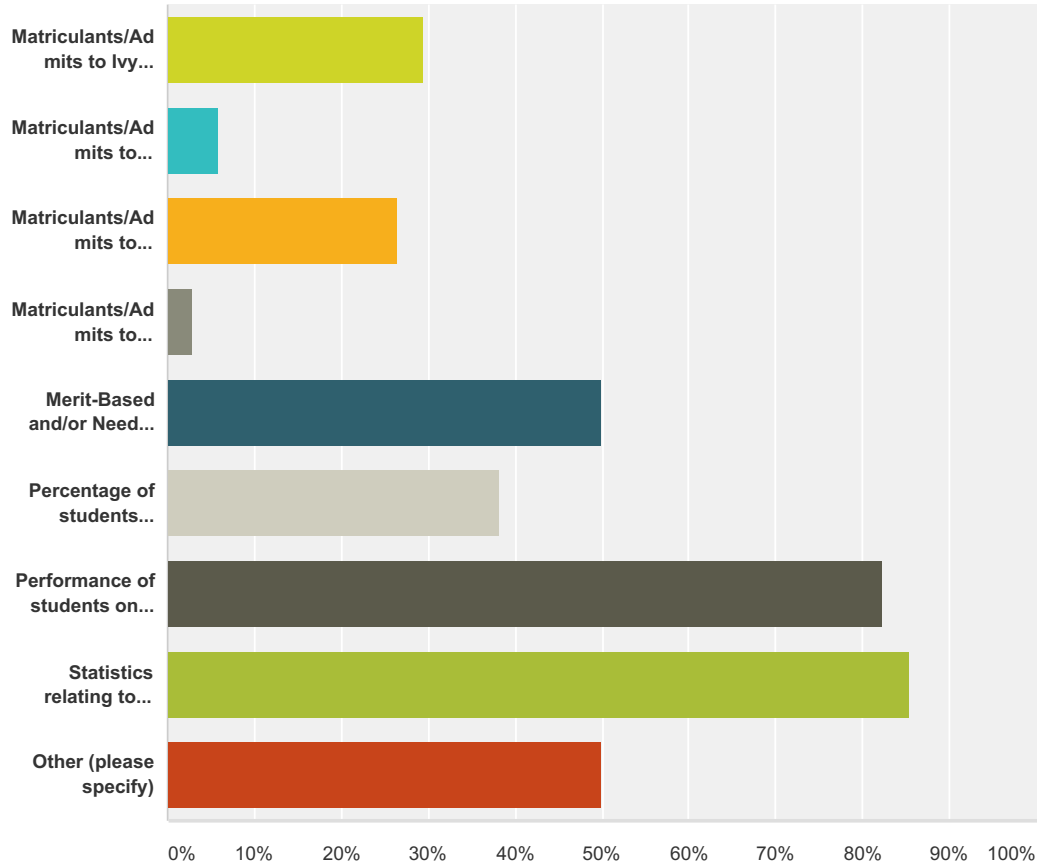
Answered: 35 Skipped: 1



Answer Choices	Responses	
Very rarely or never	22.86%	8
Once per year	51.43%	18
Twice per year	17.14%	6
Three times per year	5.71%	2
Four or more times per year	2.86%	1
Total		35

Q22 Which of the following statistics do you report to the Board of Trustees? Please check all that apply.

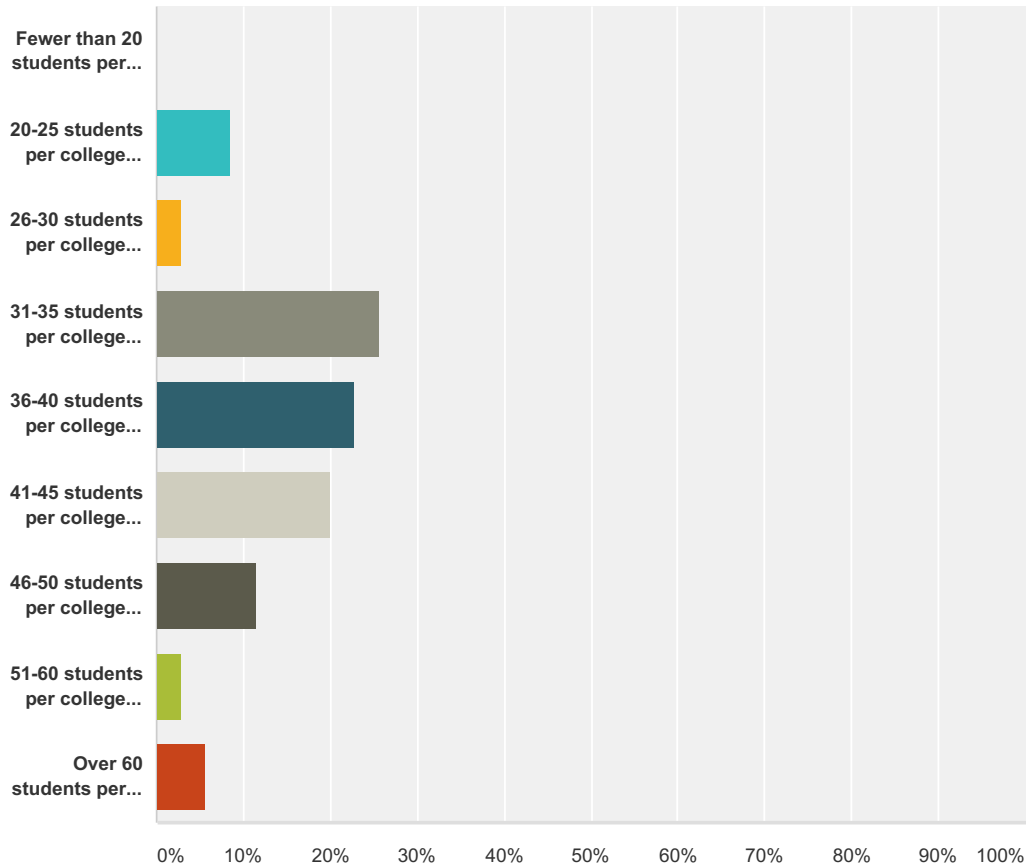
Answered: 34 Skipped: 2



Answer Choices	Responses	
Matriculants/Admits to Ivy League Institutions	29.41%	10
Matriculants/Admits to colleges based on US News rankings	5.88%	2
Matriculants/Admits to colleges based on Barron's	26.47%	9
Matriculants/Admits to colleges based on another publication (Washingtonian, Forbes, etc.)	2.94%	1
Merit-Based and/or Need Based Aid Awarded	50.00%	17
Percentage of students accepted to their first choice, second choice, etc.	38.24%	13
Performance of students on standardized tests (SATs, ACTs, PSATs, APs,)	82.35%	28
Statistics relating to Early Decision and Early Action	85.29%	29
Other (please specify)	50.00%	17
Total Respondents: 34		

Q23 Which best describes the average FTE (Full Time Equivalent) caseload in your office (i.e. # of seniors divided by the number of FTE college counselors)?

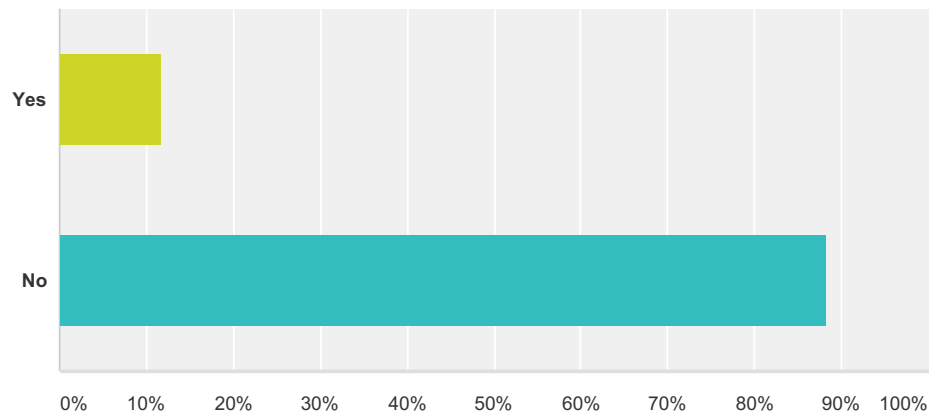
Answered: 35 Skipped: 1



Answer Choices	Responses	
Fewer than 20 students per college counselor	0.00%	0
20-25 students per college counselor	8.57%	3
26-30 students per college counselor	2.86%	1
31-35 students per college counselor	25.71%	9
36-40 students per college counselor	22.86%	8
41-45 students per college counselor	20.00%	7
46-50 students per college counselor	11.43%	4
51-60 students per college counselor	2.86%	1
Over 60 students per college counselor	5.71%	2
Total		35

Q24 Does the Director of College Counseling have a reduced caseload?

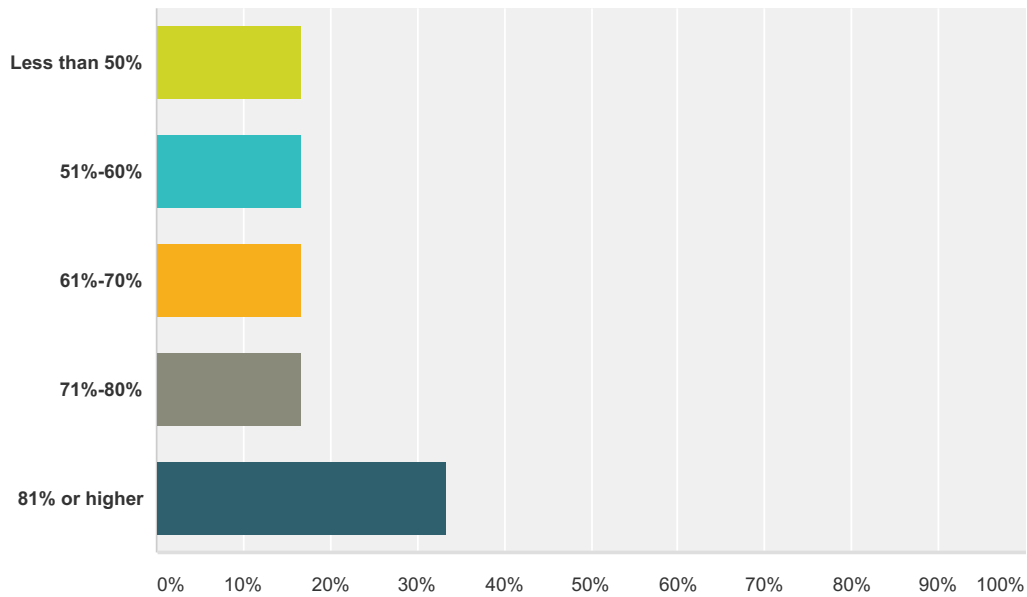
Answered: 34 Skipped: 2



Answer Choices	Responses	
Yes	11.76%	4
No	88.24%	30
Total		34

**Q25 If so, approximately what percentage of students does the Director have in comparison to the other FTEs in the office?
(Example: if the full time caseload is 60, and the Director has 45, then the Director has 75% of the typical FTE's caseload.)**

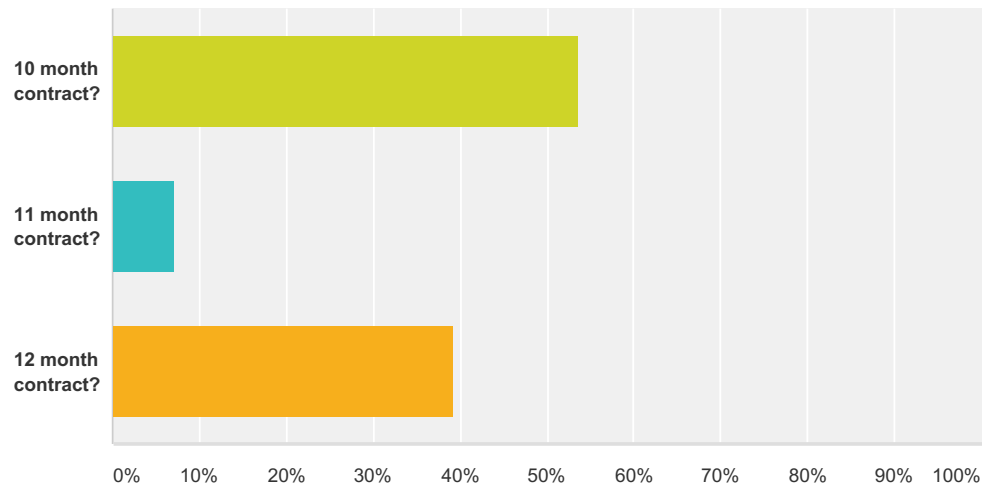
Answered: 6 Skipped: 30



Answer Choices	Responses
Less than 50%	16.67% 1
51%-60%	16.67% 1
61%-70%	16.67% 1
71%-80%	16.67% 1
81% or higher	33.33% 2
Total	6

Q26 Are other full-time college counselors on a

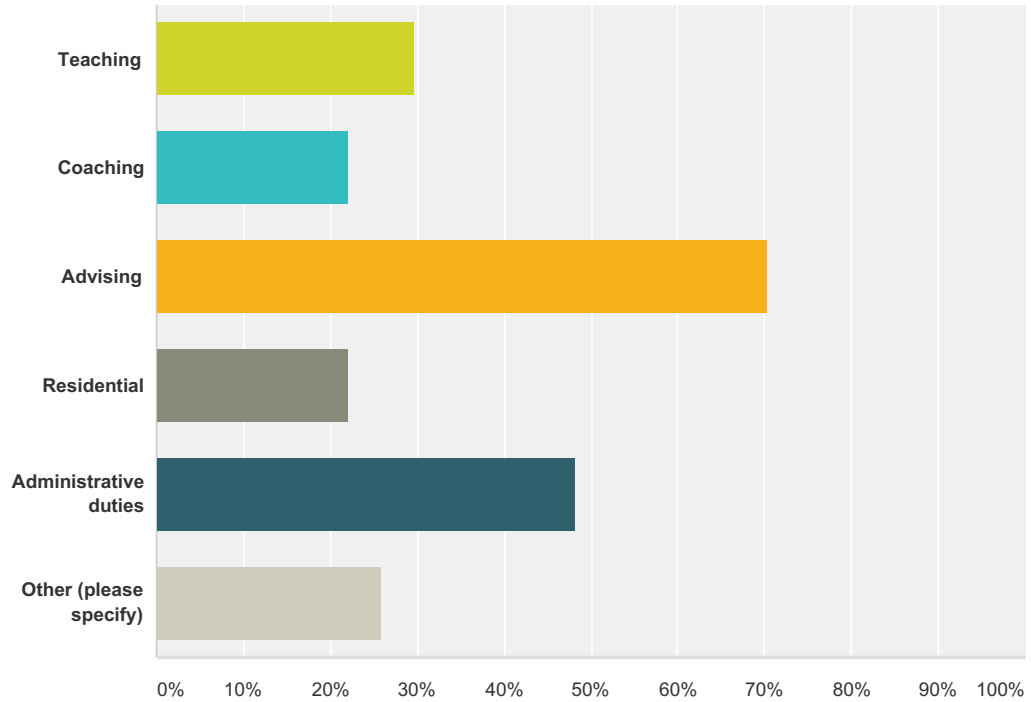
Answered: 28 Skipped: 8



Answer Choices	Responses	
10 month contract?	53.57%	15
11 month contract?	7.14%	2
12 month contract?	39.29%	11
Total		28

Q27 What other responsibilities do your other full-time counselors have? Please check all that apply.

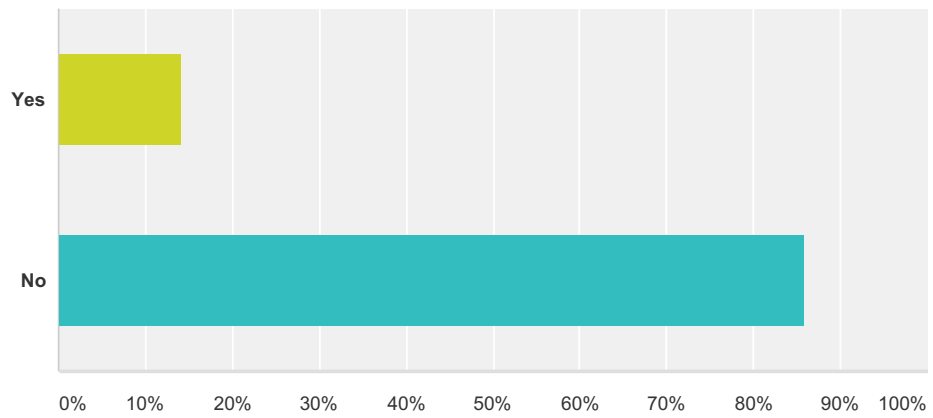
Answered: 27 Skipped: 9



Answer Choices	Responses	
Teaching	29.63%	8
Coaching	22.22%	6
Advising	70.37%	19
Residential	22.22%	6
Administrative duties	48.15%	13
Other (please specify)	25.93%	7
Total Respondents: 27		

Q28 Does the compensation for your other counselors include housing?

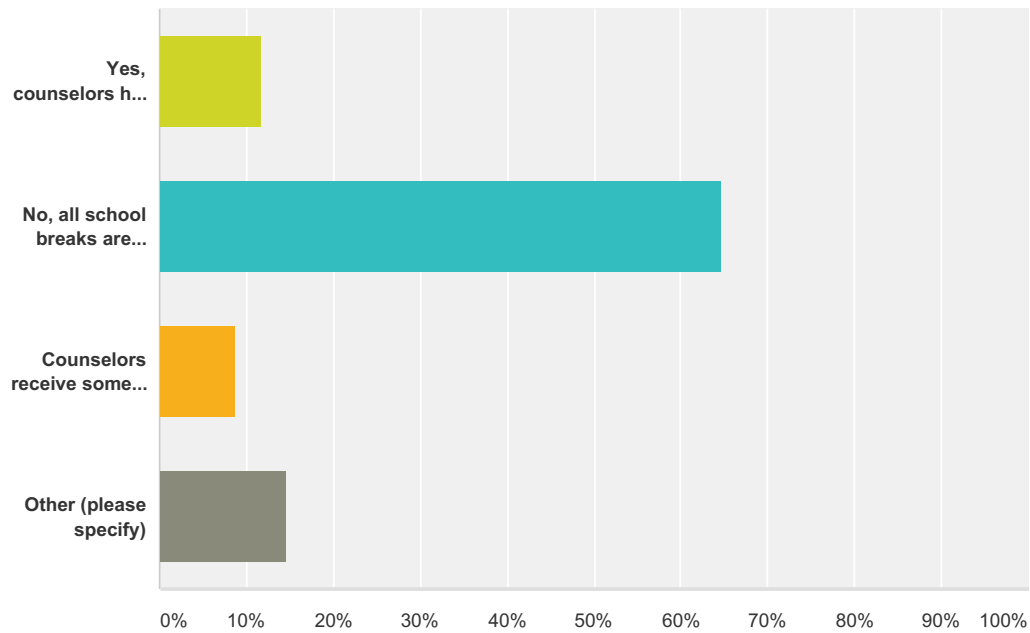
Answered: 28 Skipped: 8



Answer Choices	Responses	
Yes	14.29%	4
No	85.71%	24
Total		28

Q29 Do college counselors have to use vacation days during school breaks?

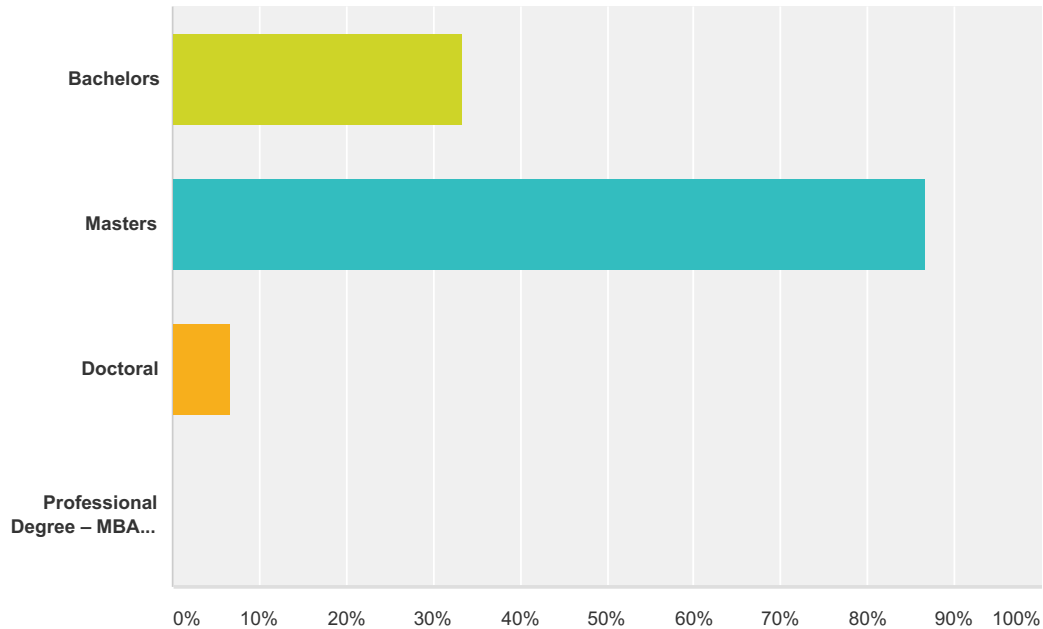
Answered: 34 Skipped: 2



Answer Choices	Responses	
Yes, counselors have to use vacation days since breaks are not included as time off	11.76%	4
No, all school breaks are included as time off	64.71%	22
Counselors receive some "free" days off during schools breaks, but otherwise have to use vacation days	8.82%	3
Other (please specify)	14.71%	5
Total		34

Q30 Which of the following best describes the education earned by other full-time college counselors in your office? Please check all that apply.

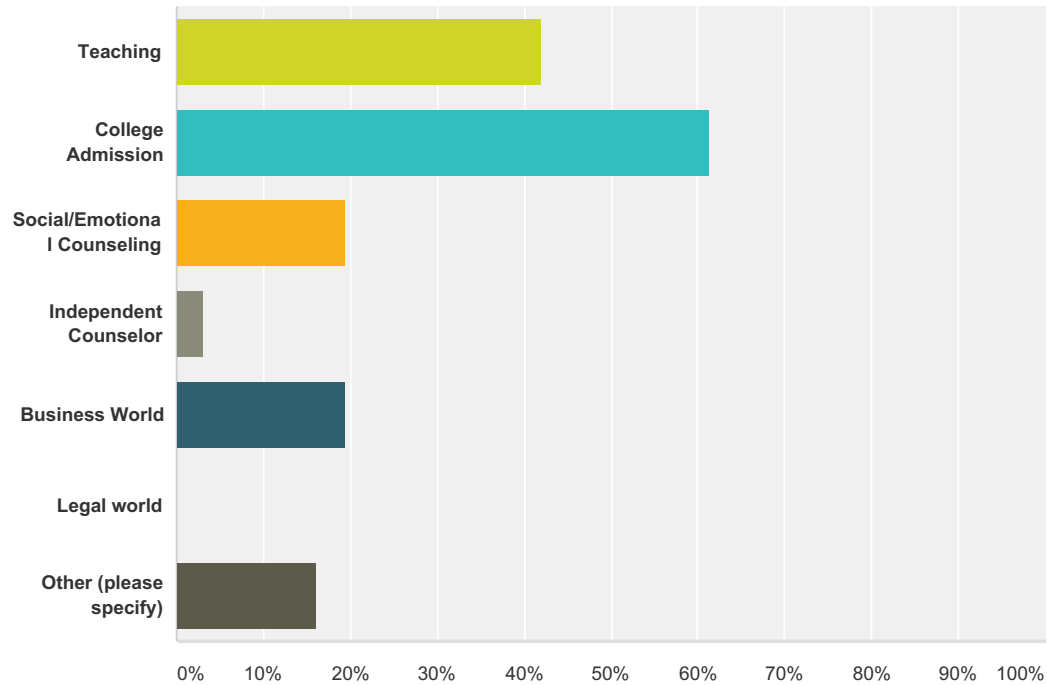
Answered: 30 Skipped: 6



Answer Choices	Responses	
Bachelors	33.33%	10
Masters	86.67%	26
Doctoral	6.67%	2
Professional Degree – MBA, JD, etc.	0.00%	0
Total Respondents: 30		

**Q31 Which of the following best describes the occupational background of other full-time college counselors in your office?
Please check all that apply.**

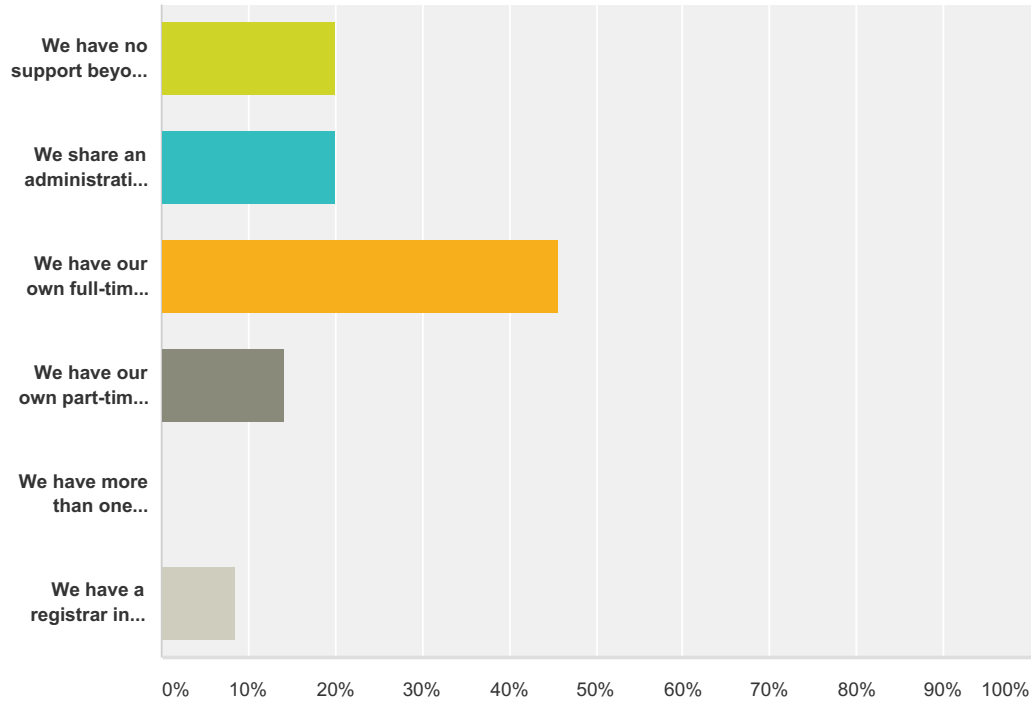
Answered: 31 Skipped: 5



Answer Choices	Responses	
Teaching	41.94%	13
College Admission	61.29%	19
Social/Emotional Counseling	19.35%	6
Independent Counselor	3.23%	1
Business World	19.35%	6
Legal world	0.00%	0
Other (please specify)	16.13%	5
Total Respondents: 31		

**Q32 Which of the following best describes the support staff available to your office?
Please check all that apply.**

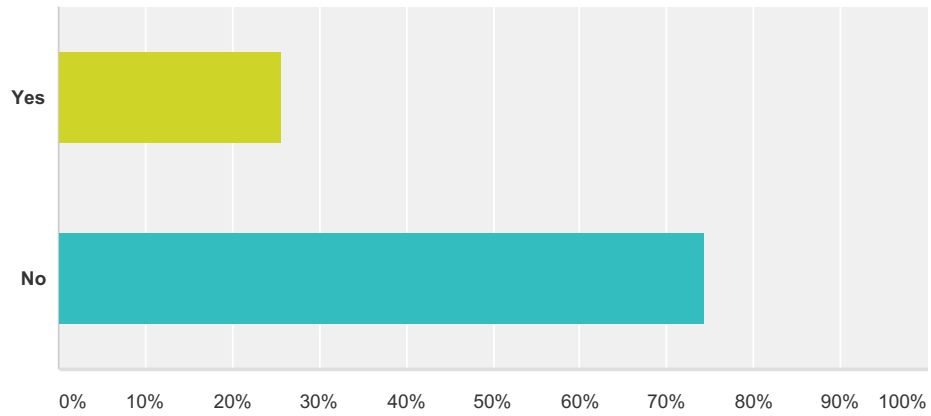
Answered: 35 Skipped: 1



Answer Choices	Responses	
We have no support beyond the counselor or counselors	20.00%	7
We share an administrative assistant with another office	20.00%	7
We have our own full-time administrative assistant	45.71%	16
We have our own part-time administrative assistant	14.29%	5
We have more than one administrative assistant	0.00%	0
We have a registrar in addition to an administrative assistant	8.57%	3
Total Respondents: 35		

Q33 Does your school use its own Secondary School Report?

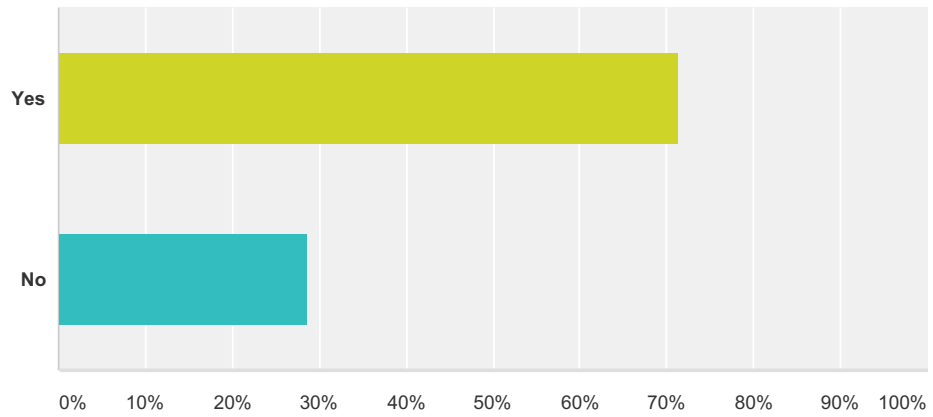
Answered: 35 Skipped: 1



Answer Choices	Responses	
Yes	25.71%	9
No	74.29%	26
Total		35

Q34 Do you evaluate the rigor of a student's curriculum, either on your own SSR or on the Common Application?

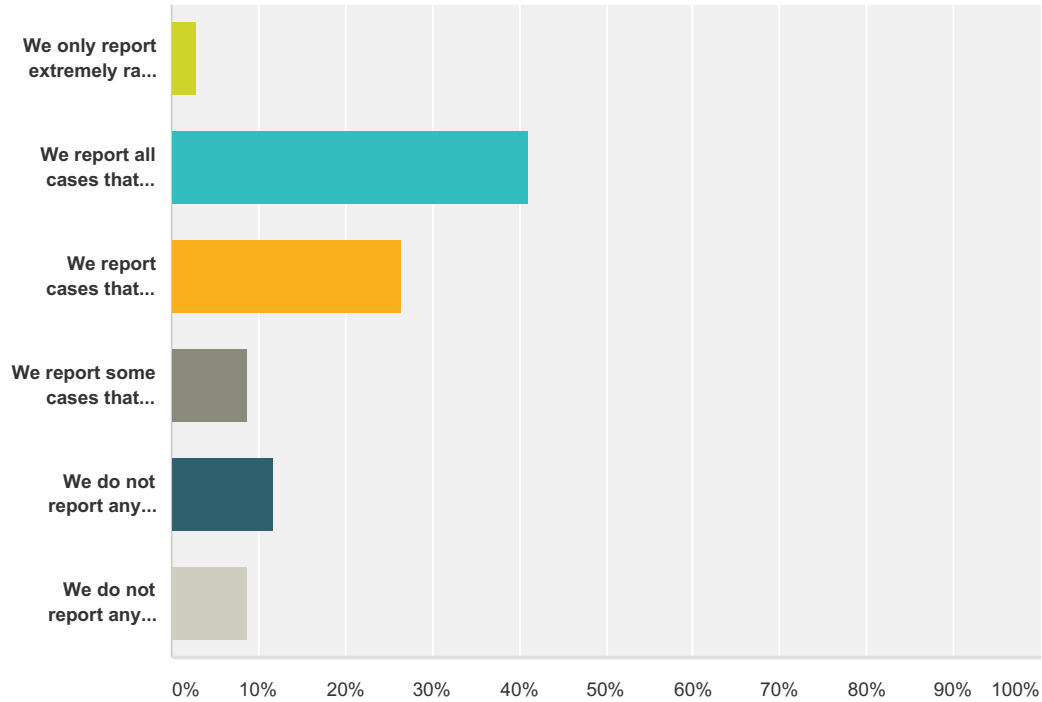
Answered: 35 Skipped: 1



Answer Choices	Responses	
Yes	71.43%	25
No	28.57%	10
Total		35

Q35 Which best describes your school's policy on the disclosure of discipline to colleges:

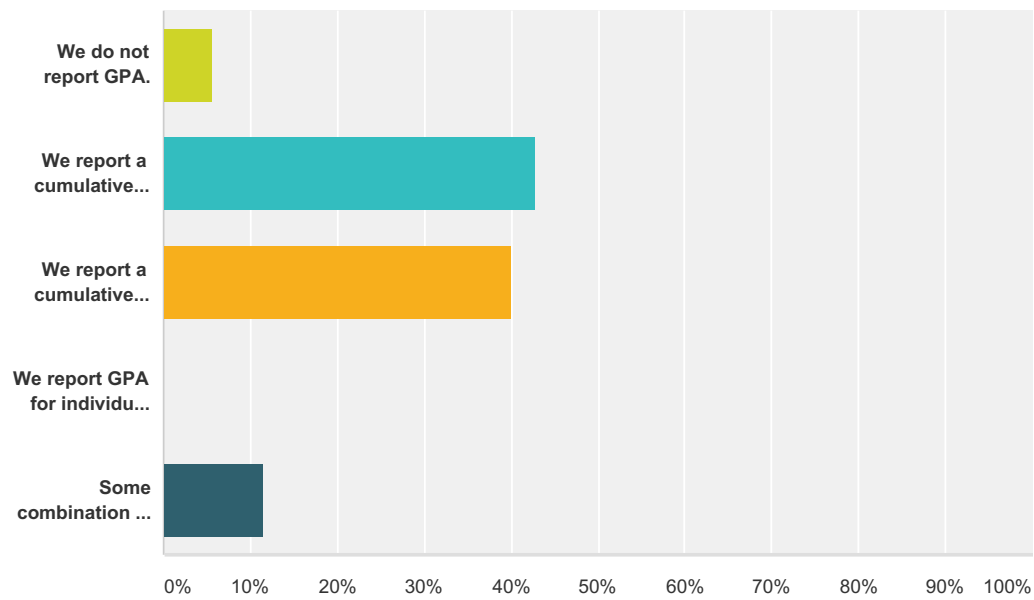
Answered: 34 Skipped: 2



Answer Choices	Responses
We only report extremely rare cases and/or repeated cases.	2.94% 1
We report all cases that result in probation, suspension or expulsion.	41.18% 14
We report cases that result in probation, suspension or expulsion to those colleges that ask.	26.47% 9
We report some cases that result in probation, suspension or expulsion, but not all cases; we decide as a school which types of infractions are pertinent to colleges.	8.82% 3
We do not report any discipline but encourage our students to answer all questions honestly.	11.76% 4
We do not report any discipline.	8.82% 3
Total	34

Q36 Which best describes your school's policy regarding the reporting of GPAs?

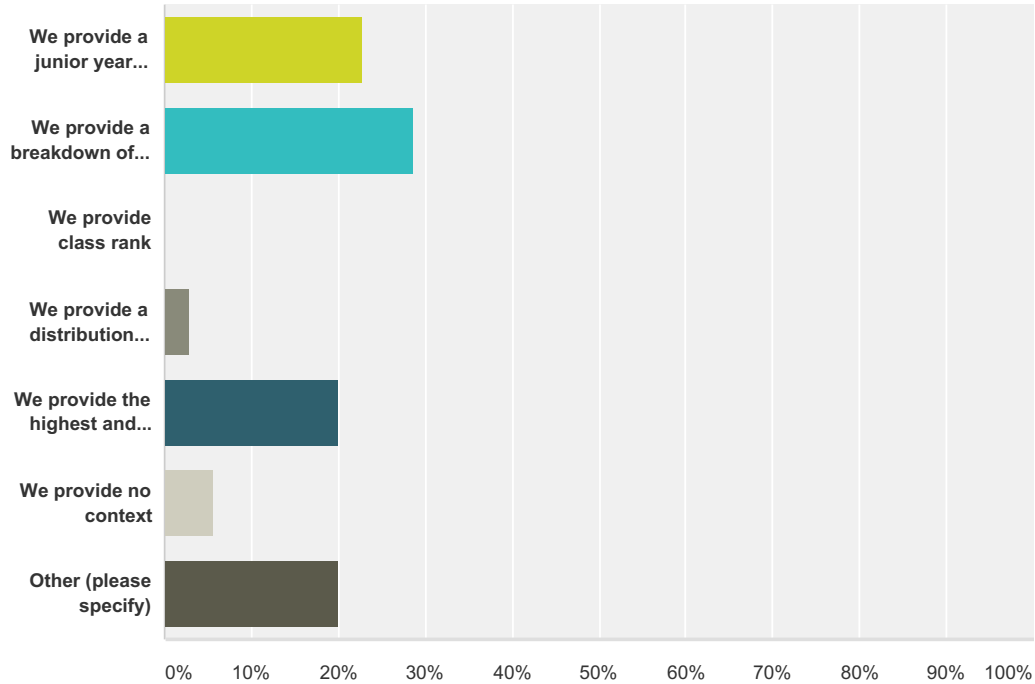
Answered: 35 Skipped: 1



Answer Choices	Responses	
We do not report GPA.	5.71%	2
We report a cumulative unweighted GPA.	42.86%	15
We report a cumulative weighted GPA.	40.00%	14
We report GPA for individual terms/years but not a cumulative one.	0.00%	0
Some combination of three above options.	11.43%	4
Total		35

Q37 Which of the following best describes the way in which you provide context about your school's grading?

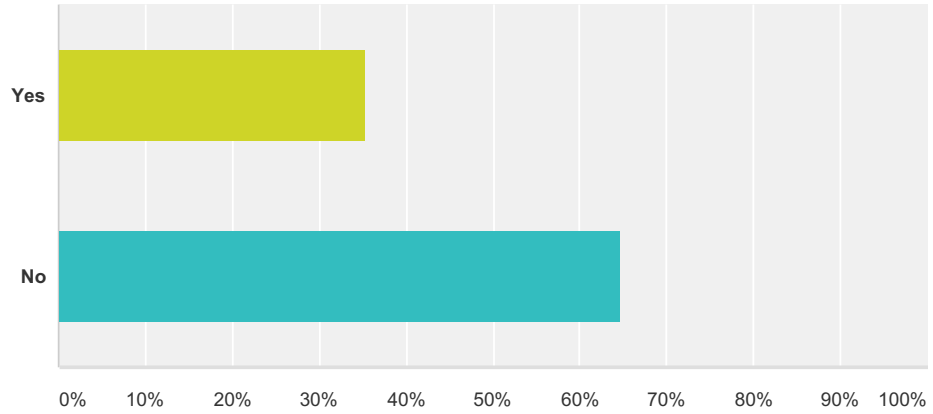
Answered: 35 Skipped: 1



Answer Choices	Responses	
We provide a junior year grade distribution by course	22.86%	8
We provide a breakdown of cumulative GPAs	28.57%	10
We provide class rank	0.00%	0
We provide a distribution for grades earned in junior classes only	2.86%	1
We provide the highest and lowest GPA	20.00%	7
We provide no context	5.71%	2
Other (please specify)	20.00%	7
Total		35

Q38 Do college counselors in your office take days out of the office as “writing days”?

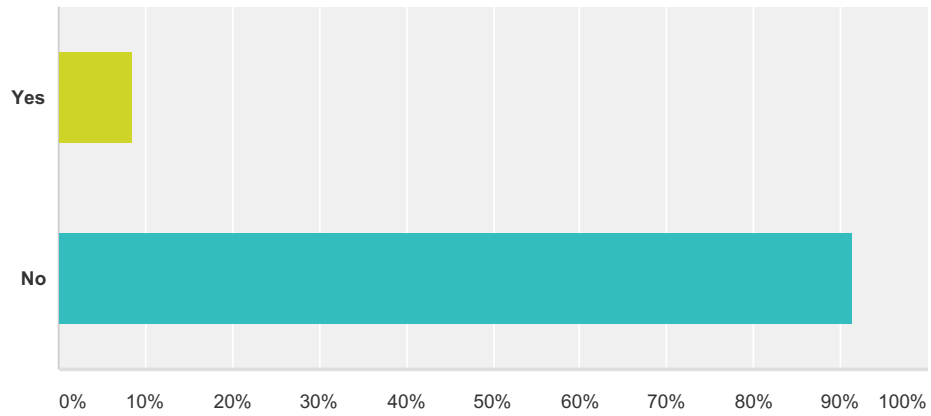
Answered: 34 Skipped: 2



Answer Choices	Responses	
Yes	35.29%	12
No	64.71%	22
Total		34

Q39 Do you limit the number of applications a student can submit?

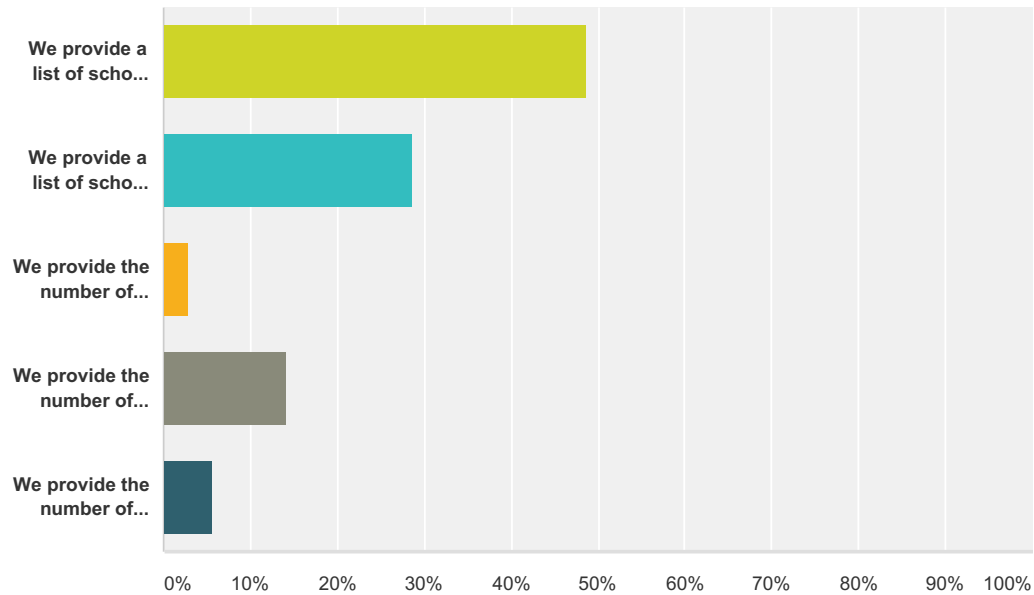
Answered: 35 Skipped: 1



Answer Choices	Responses	
Yes	8.57%	3
No	91.43%	32
Total		35

Q40 Which best describes the matriculation information that your school provides publicly?

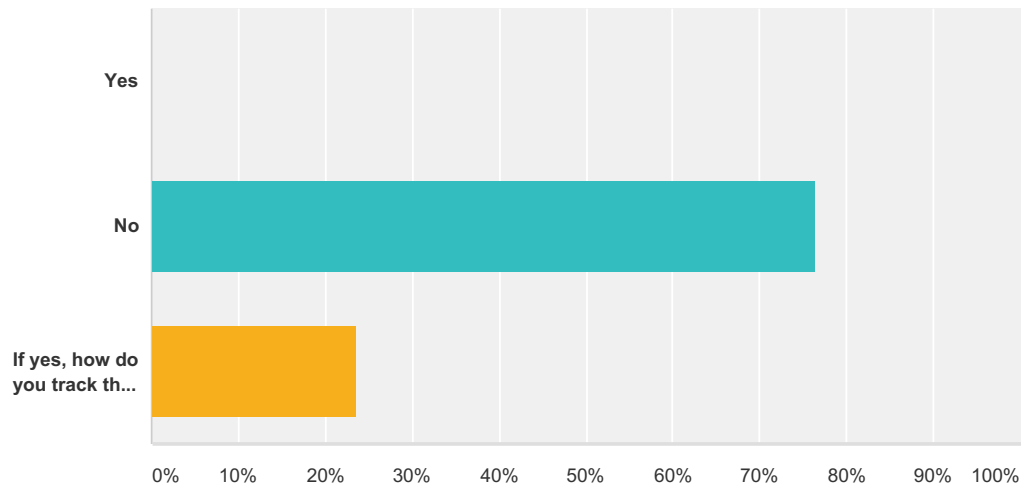
Answered: 35 Skipped: 1



Answer Choices	Responses	
We provide a list of schools to which our students have been accepted over a span of years	48.57%	17
We provide a list of schools to which our students have matriculated over a span of years	28.57%	10
We provide the number of actual matriculants to schools over a span of years	2.86%	1
We provide the number of actual matriculants to schools for each graduating class	14.29%	5
We provide the number of actual matriculants to schools for each class and over a span of years	5.71%	2
Total		35

Q41 Do you track your graduates' performance while in college?

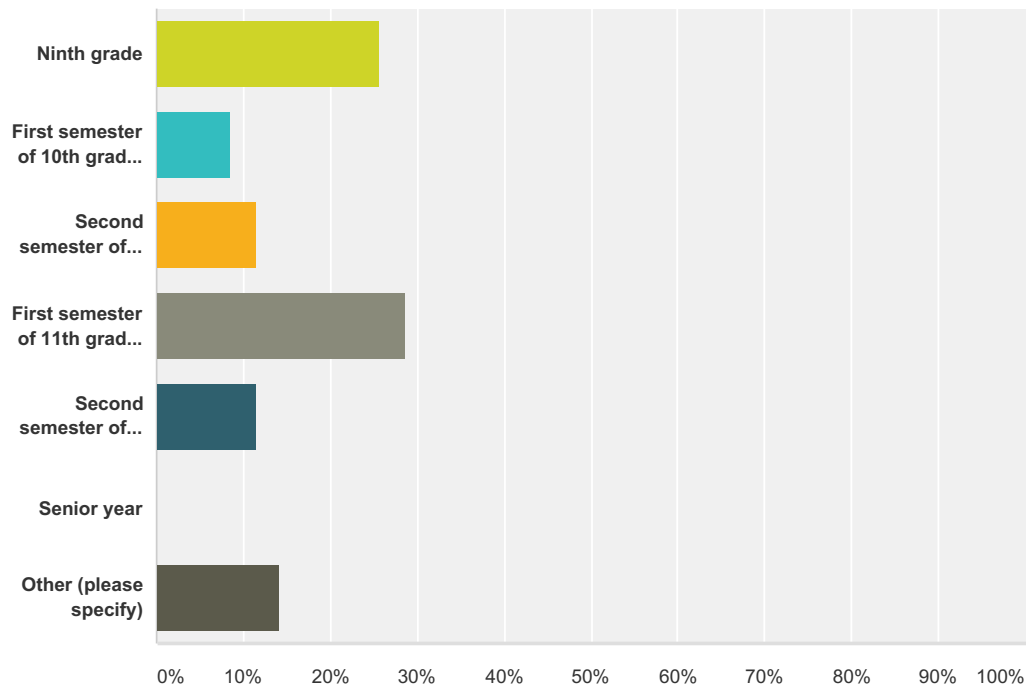
Answered: 34 Skipped: 2



Answer Choices	Responses	
Yes	0.00%	0
No	76.47%	26
If yes, how do you track this data?	23.53%	8
Total		34

Q42 When do you assign students to counselors?

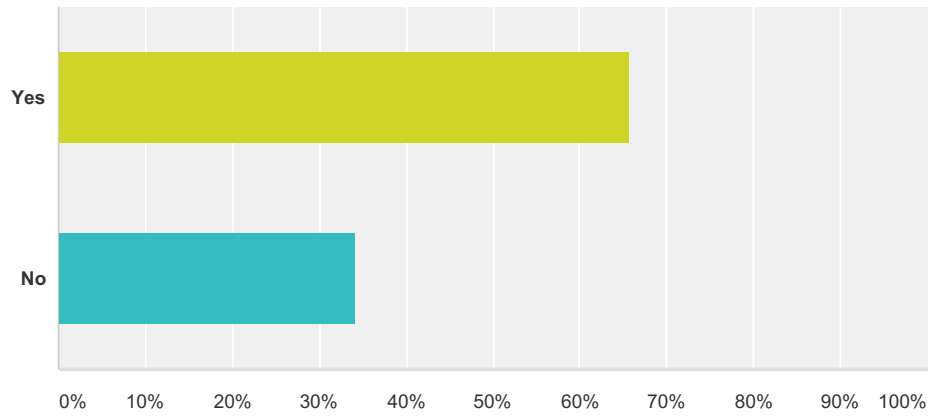
Answered: 35 Skipped: 1



Answer Choices	Responses
Ninth grade	25.71% 9
First semester of 10th grade year	8.57% 3
Second semester of 10th grade year	11.43% 4
First semester of 11th grade year	28.57% 10
Second semester of 11th grade year	11.43% 4
Senior year	0.00% 0
Other (please specify)	14.29% 5
Total	35

Q43 Does your office run a college counseling class?

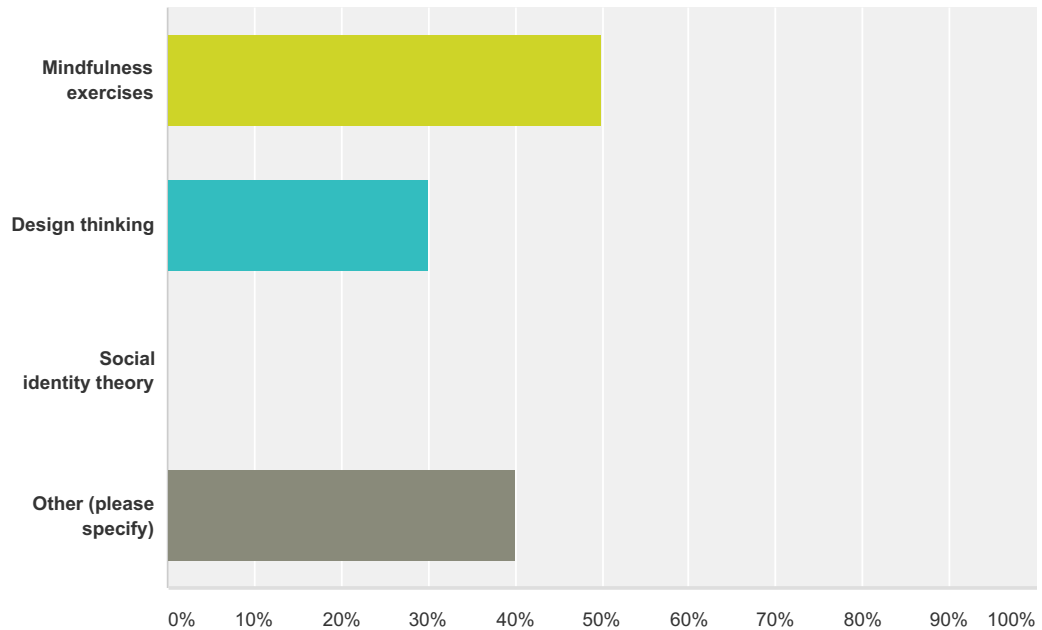
Answered: 35 Skipped: 1



Answer Choices	Responses	
Yes	65.71%	23
No	34.29%	12
Total		35

Q44 Does your office use any of the following practices in working with families?

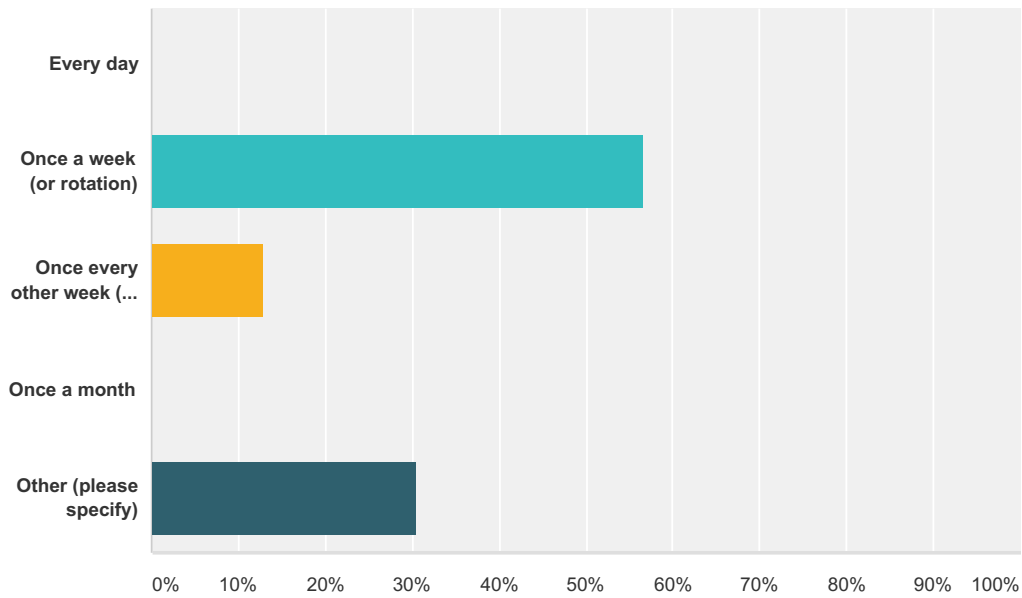
Answered: 10 Skipped: 26



Answer Choices	Responses
Mindfulness exercises	50.00% 5
Design thinking	30.00% 3
Social identity theory	0.00% 0
Other (please specify)	40.00% 4
Total Respondents: 10	

Q45 If you run a college counseling class, how frequently do you meet with students?

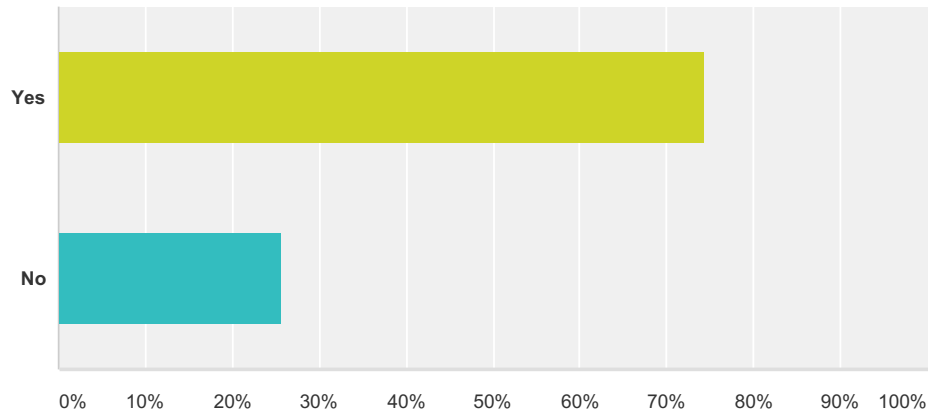
Answered: 23 Skipped: 13



Answer Choices	Responses	
Every day	0.00%	0
Once a week (or rotation)	56.52%	13
Once every other week (or rotation)	13.04%	3
Once a month	0.00%	0
Other (please specify)	30.43%	7
Total		23

Q46 Do you host a financial aid event on-campus?

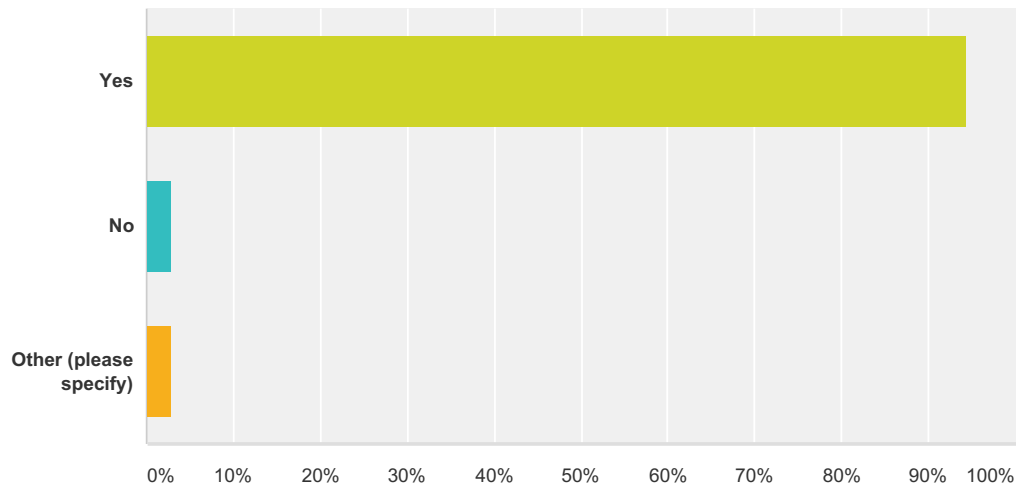
Answered: 35 Skipped: 1



Answer Choices	Responses	
Yes	74.29%	26
No	25.71%	9
Total		35

Q47 Do you discuss financial aid with students and families directly?

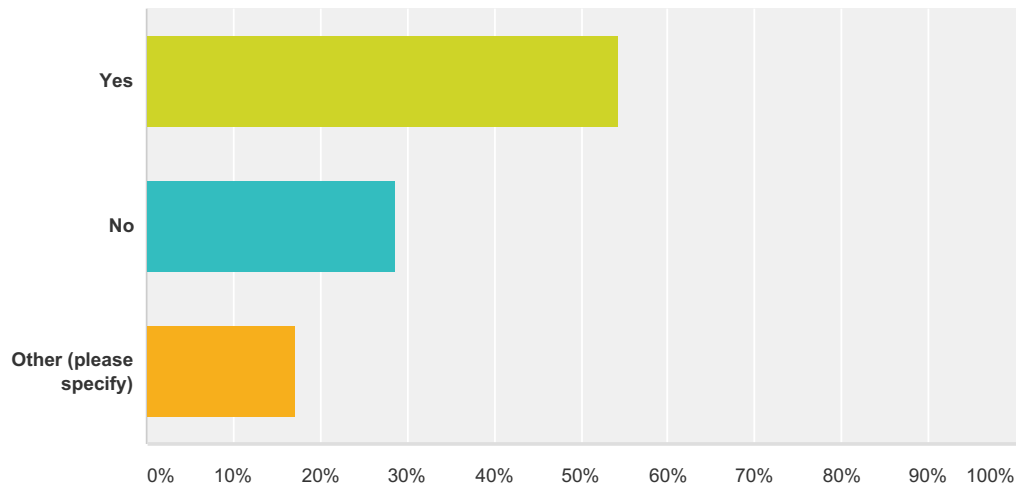
Answered: 35 Skipped: 1



Answer Choices	Responses	
Yes	94.29%	33
No	2.86%	1
Other (please specify)	2.86%	1
Total		35

Q48 Does your school provide test preparation in-house?

Answered: 35 Skipped: 1



Answer Choices	Responses	
Yes	54.29%	19
No	28.57%	10
Other (please specify)	17.14%	6
Total		35