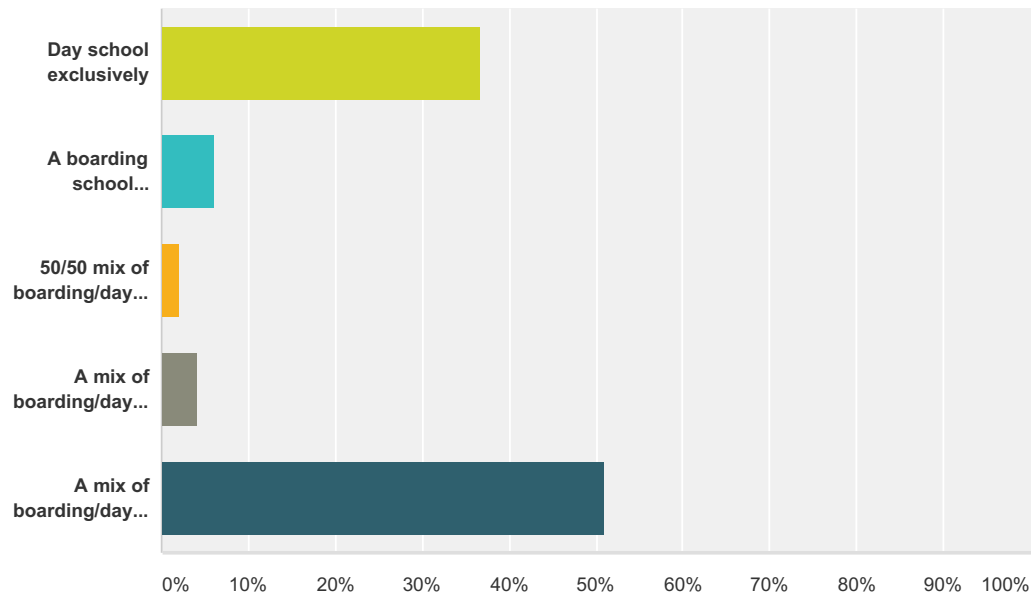


Q1 Which best describes the student composition of your school?

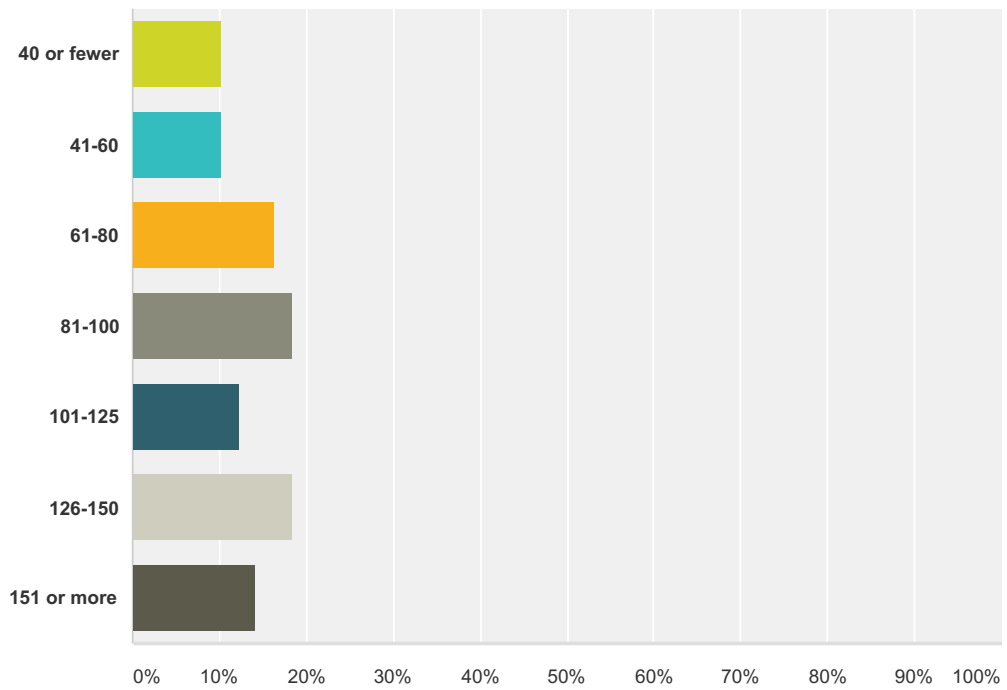
Answered: 49 Skipped: 0



Answer Choices	Responses	
Day school exclusively	36.73%	18
A boarding school exclusively	6.12%	3
50/50 mix of boarding/day students	2.04%	1
A mix of boarding/day with more day students	4.08%	2
A mix of boarding/day with more boarding students	51.02%	25
Total		49

Q2 How many students are in your 2016-2017 senior class?

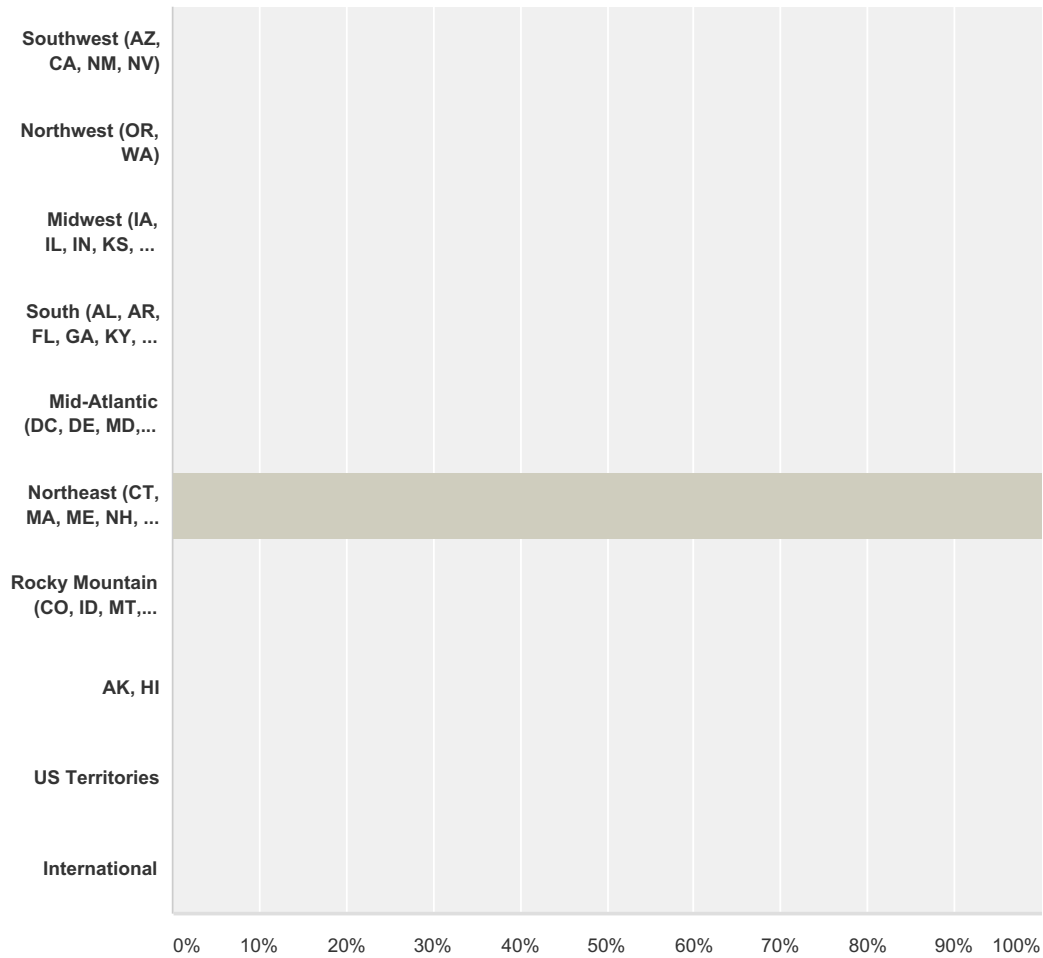
Answered: 49 Skipped: 0



Answer Choices	Responses
40 or fewer	10.20% 5
41-60	10.20% 5
61-80	16.33% 8
81-100	18.37% 9
101-125	12.24% 6
126-150	18.37% 9
151 or more	14.29% 7
Total	49

Q3 Where is your school located?

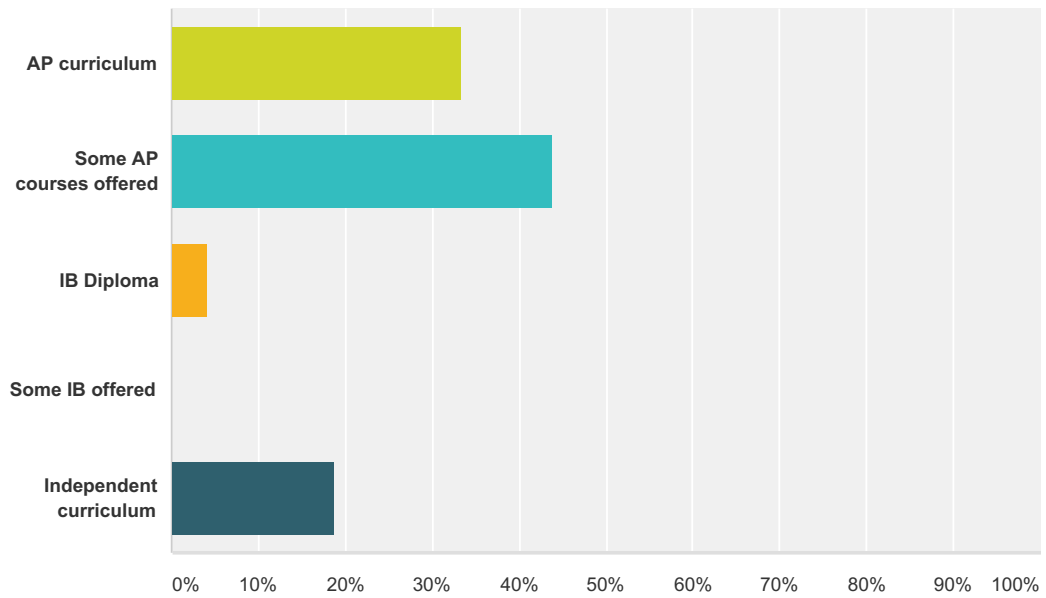
Answered: 49 Skipped: 0



Answer Choices	Responses	
Southwest (AZ, CA, NM, NV)	0.00%	0
Northwest (OR, WA)	0.00%	0
Midwest (IA, IL, IN, KS, MI, MN, MO, ND, NE, OH, OK, SD, WI)	0.00%	0
South (AL, AR, FL, GA, KY, LA, MS, NC, SC, TN, TX)	0.00%	0
Mid-Atlantic (DC, DE, MD, NJ, NY, PA VA, WV)	0.00%	0
Northeast (CT, MA, ME, NH, RI, VT)	100.00%	49
Rocky Mountain (CO, ID, MT, NM, UT, WY)	0.00%	0
AK, HI	0.00%	0
US Territories	0.00%	0
International	0.00%	0
Total		49

Q4 How would you best categorize your curriculum?

Answered: 48 Skipped: 1



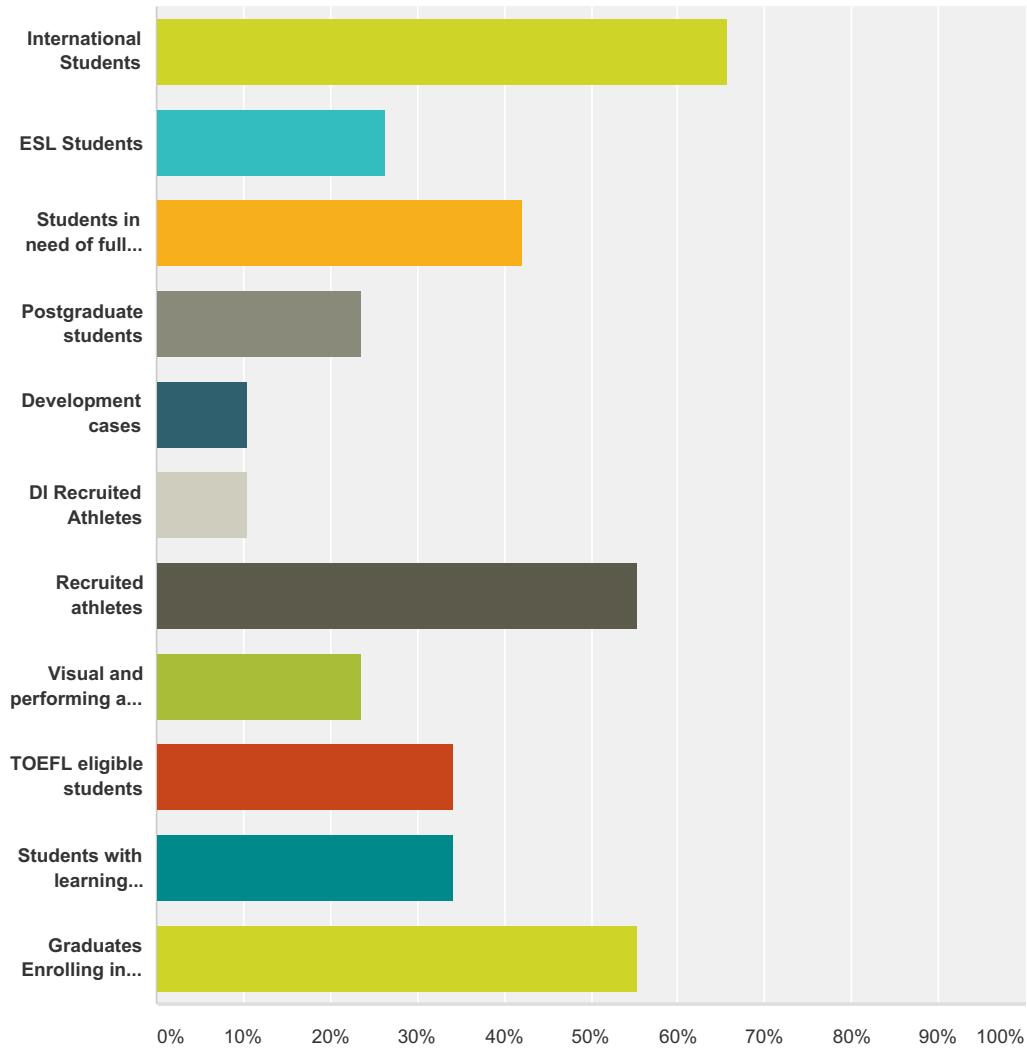
Answer Choices	Responses	
AP curriculum	33.33%	16
Some AP courses offered	43.75%	21
IB Diploma	4.17%	2
Some IB offered	0.00%	0
Independent curriculum	18.75%	9
Total		48

Q5 Other than traditional labels such as AP, IB, Honors, etc., briefly describe how your school distinguishes the relative rigor or your courses.

Answered: 27 Skipped: 22

Q6 Which of the following types of students does your school have in significant numbers (over 15% of the class)? Please check all that apply.

Answered: 38 Skipped: 11



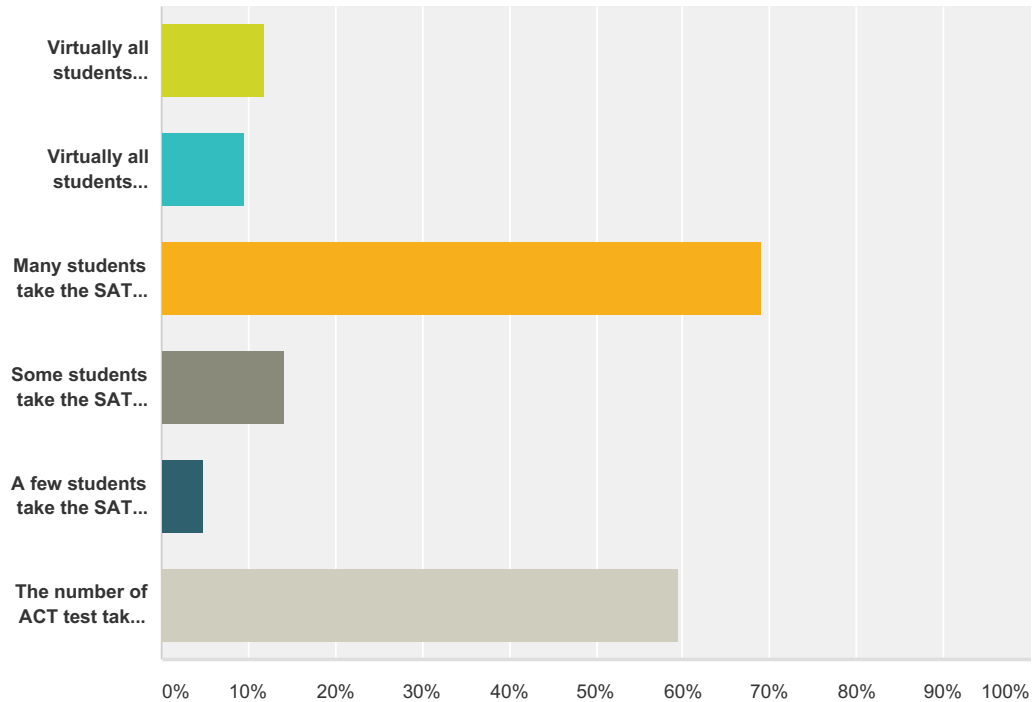
Answer Choices	Responses
International Students	65.79% 25
ESL Students	26.32% 10
Students in need of full financial assistance	42.11% 16
Postgraduate students	23.68% 9
Development cases	10.53% 4
DI Recruited Athletes	10.53% 4
Recruited athletes	55.26% 21

ACCIS Member Survey 2016

Visual and performing arts applicants	23.68%	9
TOEFL eligible students	34.21%	13
Students with learning disabilities	34.21%	13
Graduates Enrolling in Test Optional Colleges	55.26%	21
Total Respondents: 38		

Q7 Which of the following descriptions accurately describes the standardized testing practices of your students? Please check all that apply.

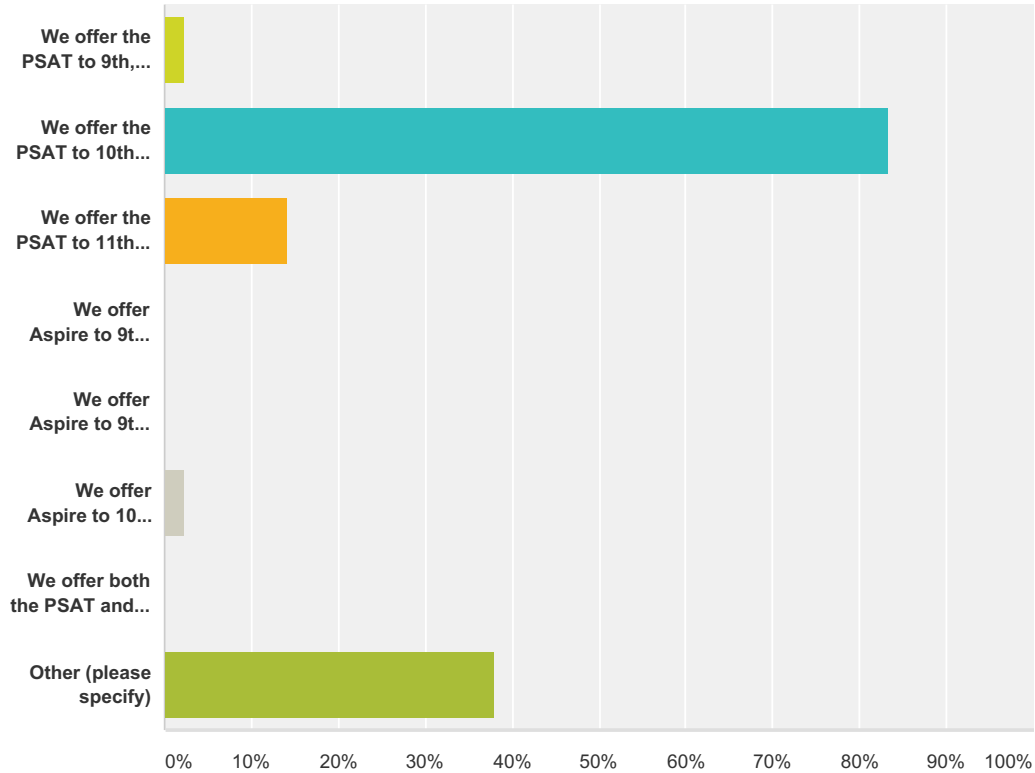
Answered: 42 Skipped: 7



Answer Choices	Responses	
Virtually all students exclusively take the SAT Reasoning exam	11.90%	5
Virtually all students exclusively take the ACT exam	9.52%	4
Many students take the SAT Reasoning exam and the ACT exam (more than 75% take the SAT)	69.05%	29
Some students take the SAT Reasoning exam and the ACT exam (fewer than 50 % take the SAT)	14.29%	6
A few students take the SAT Reasoning exam and the ACT exam (fewer than 25% take the SAT)	4.76%	2
The number of ACT test takers at my school has risen steadily over the past 2-3 years.	59.52%	25
Total Respondents: 42		

Q8 Which of the following best describes the way in which your school begins standardized testing with your students?

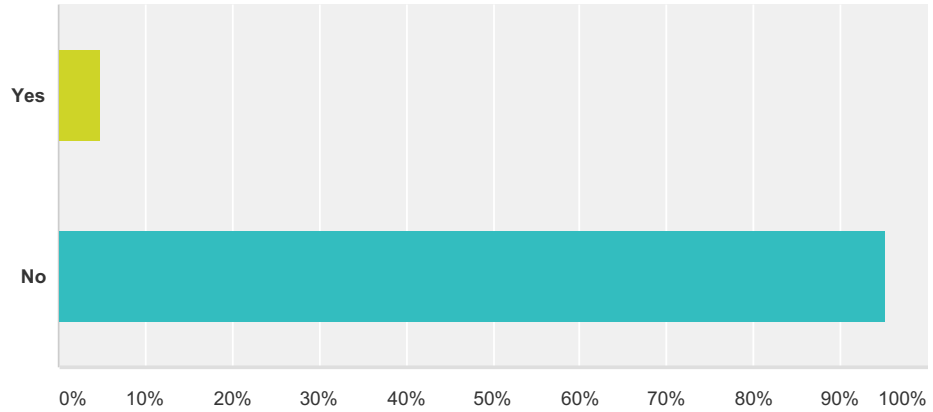
Answered: 42 Skipped: 7



Answer Choices	Responses	
We offer the PSAT to 9th, 10th, & 11th grade students	2.38%	1
We offer the PSAT to 10th & 11th grade students	83.33%	35
We offer the PSAT to 11th grade students only	14.29%	6
We offer Aspire to 9th grade students	0.00%	0
We offer Aspire to 9th and 10th grade students	0.00%	0
We offer Aspire to 10th grade students only	2.38%	1
We offer both the PSAT and Aspire tests	0.00%	0
Other (please specify)	38.10%	16
Total Respondents: 42		

Q9 Do you administer the College Work Readiness Assessment (CWRA) at your school?

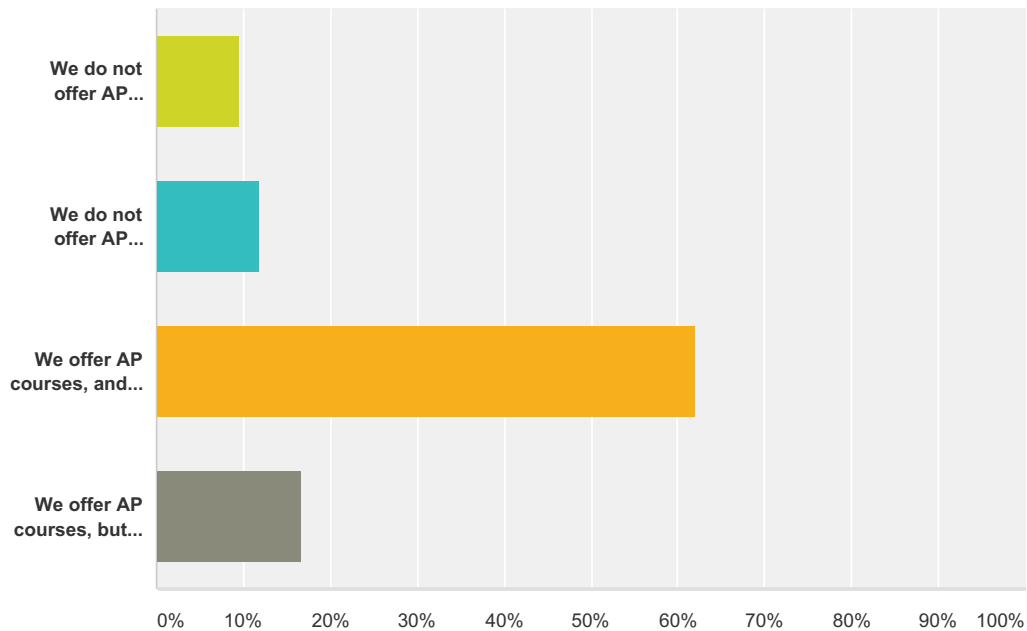
Answered: 42 Skipped: 7



Answer Choices	Responses	
Yes	4.76%	2
No	95.24%	40
Total		42

Q10 Which of the following best captures your school's approach to AP?

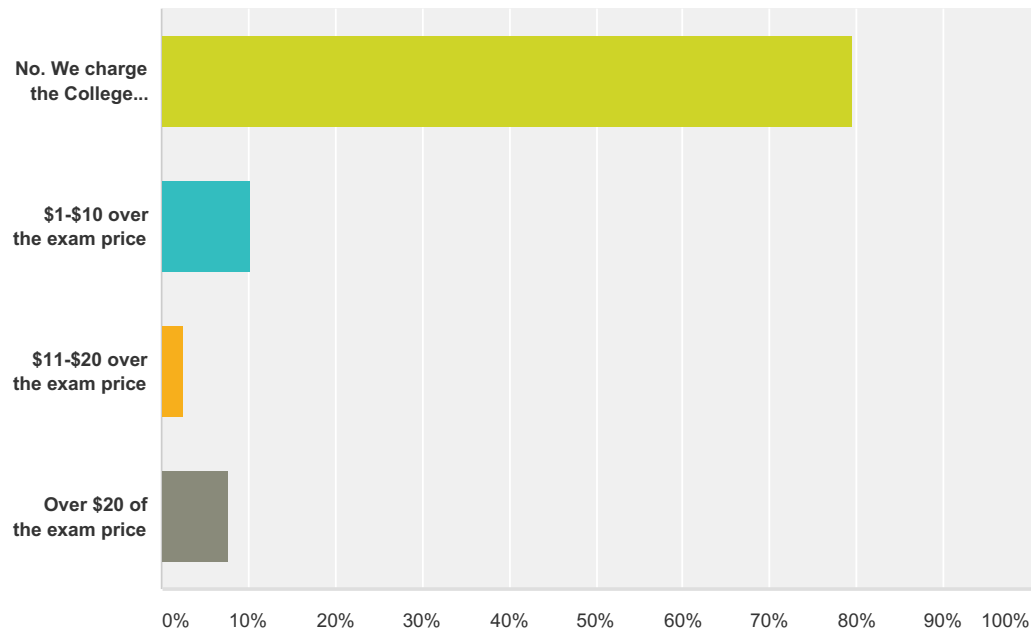
Answered: 42 Skipped: 7



Answer Choices	Responses	
We do not offer AP courses	9.52%	4
We do not offer AP courses but do administer a number of AP exams	11.90%	5
We offer AP courses, and students enrolled in AP courses must take the AP exam.	61.90%	26
We offer AP courses, but it is up to the student to decide whether or not to take the AP exam.	16.67%	7
Total		42

Q11 If you offer AP's, do you charge students more than the exam price?

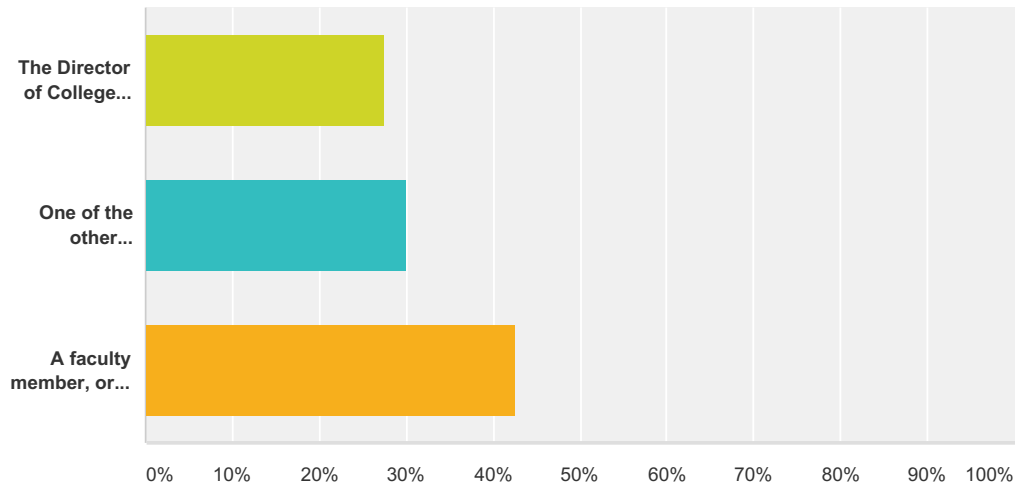
Answered: 39 Skipped: 10



Answer Choices	Responses	
No. We charge the College Board exam price.	79.49%	31
\$1-\$10 over the exam price	10.26%	4
\$11-\$20 over the exam price	2.56%	1
Over \$20 of the exam price	7.69%	3
Total		39

Q12 Which of the following best describes the administration and oversight of standardized testing at your school?

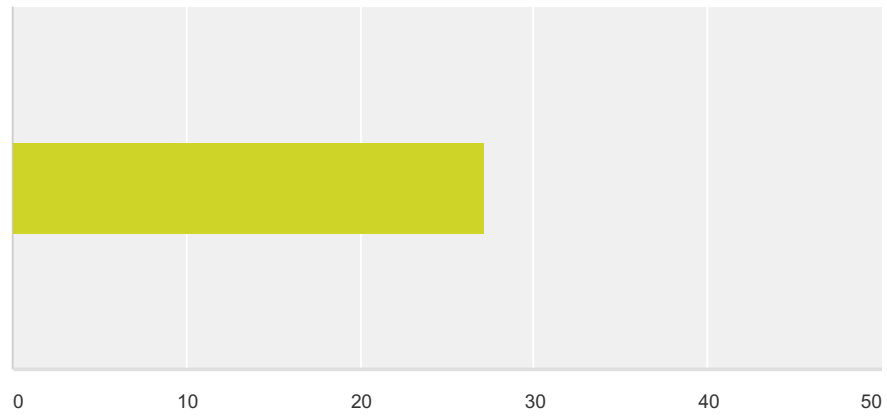
Answered: 40 Skipped: 9



Answer Choices	Responses	
The Director of College Counseling serves as the testing coordinator	27.50%	11
One of the other counselors serves as the testing coordinator	30.00%	12
A faculty member, or administrator not a part of the college counseling office, serves as testing coordinator	42.50%	17
Total		40

Q13 What is the median composite score on the ACT for your senior class?

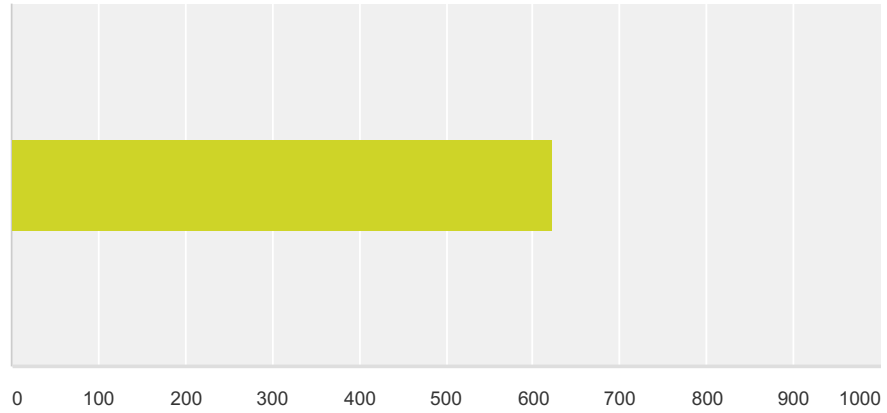
Answered: 40 Skipped: 9



Answer Choices	Average Number	Total Number	Responses
	27	1,087	40
Total Respondents: 40			

Q14 What is the median score on the EBRW section of the redesigned SAT?

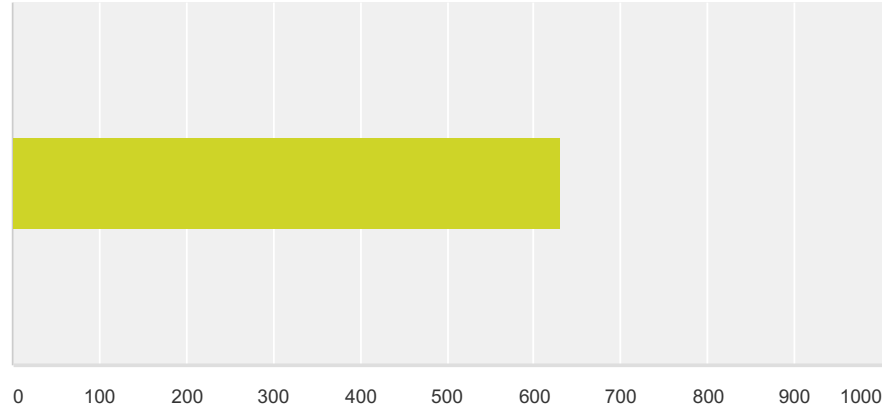
Answered: 33 Skipped: 16



Answer Choices	Average Number	Total Number	Responses
	622	20,520	33
Total Respondents: 33			

Q15 What is your current student average score on the Math section of the redesigned SAT?

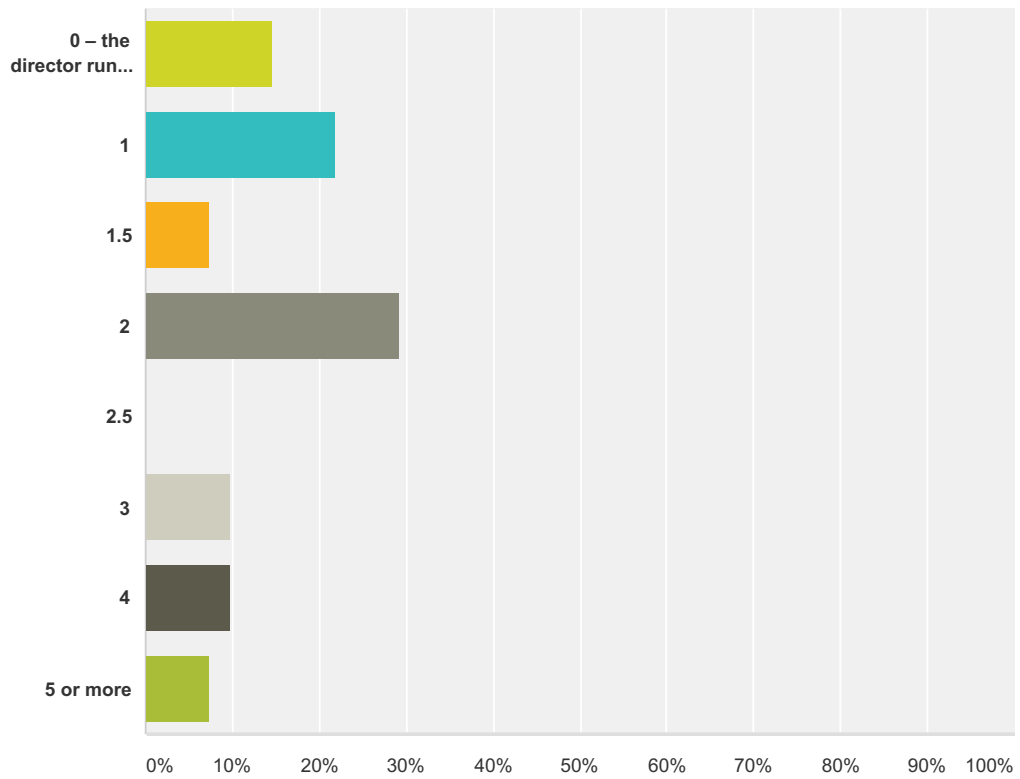
Answered: 32 Skipped: 17



Answer Choices	Average Number	Total Number	Responses
	630	20,150	32
Total Respondents: 32			

Q16 How many counselors report to the Director(s) of College Counseling?

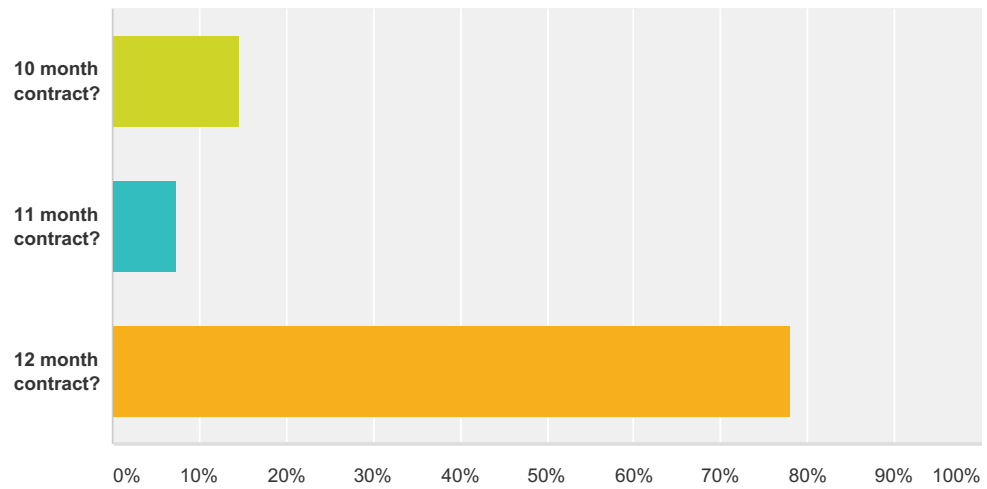
Answered: 41 Skipped: 8



Answer Choices	Responses	
0 – the director runs a one person shop	14.63%	6
1	21.95%	9
1.5	7.32%	3
2	29.27%	12
2.5	0.00%	0
3	9.76%	4
4	9.76%	4
5 or more	7.32%	3
Total		41

Q17 Are the Director(s) of College Counseling on a

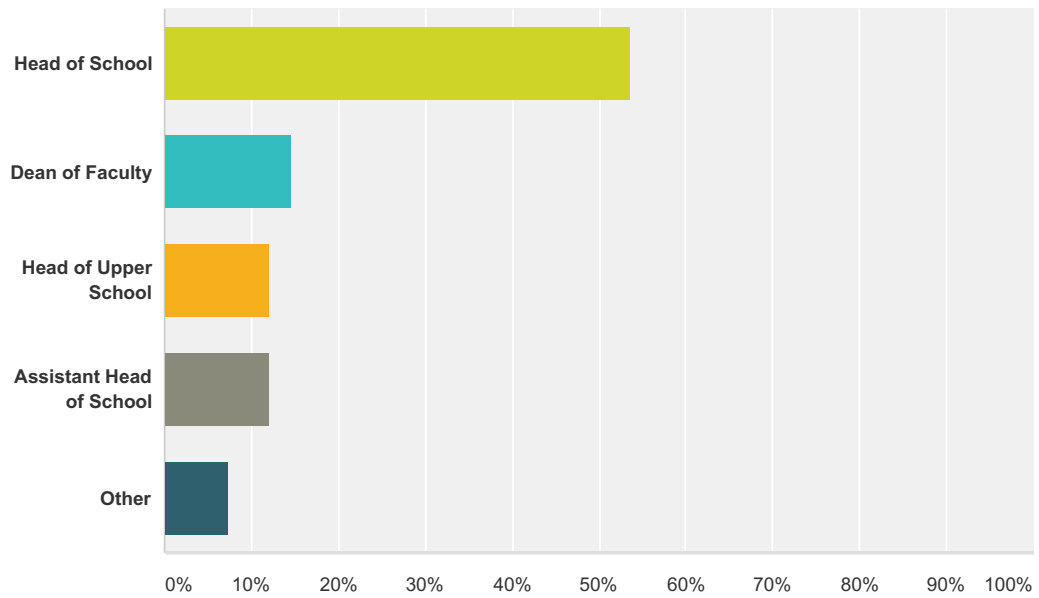
Answered: 41 Skipped: 8



Answer Choices	Responses
10 month contract?	14.63% 6
11 month contract?	7.32% 3
12 month contract?	78.05% 32
Total	41

Q18 To whom does the Director(s) of College Counseling report?

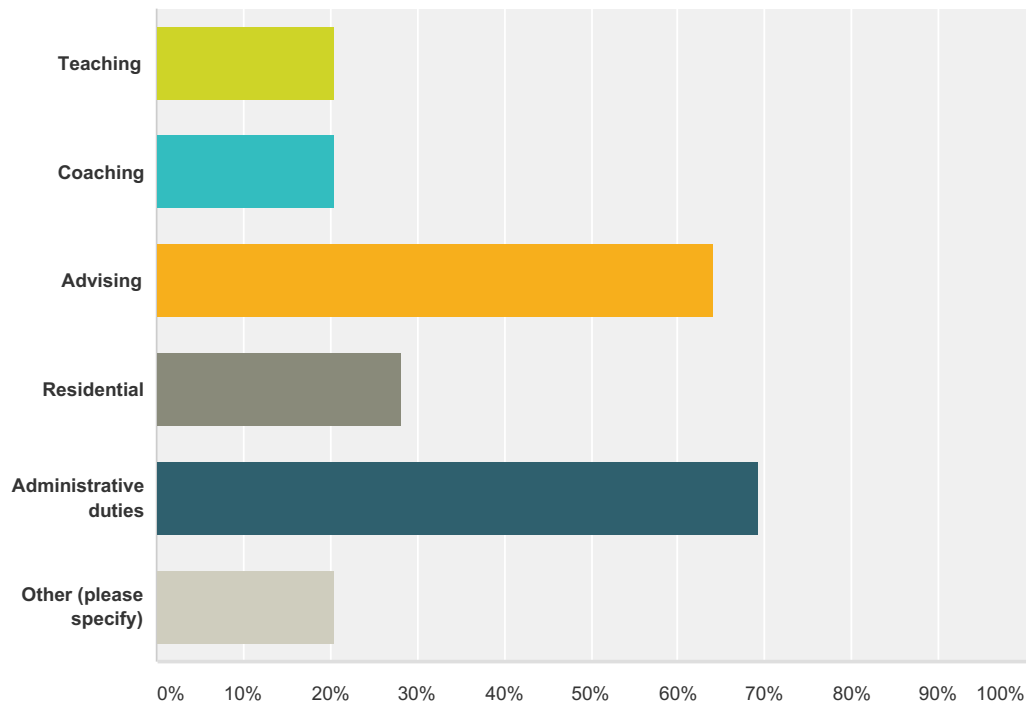
Answered: 41 Skipped: 8



Answer Choices	Responses	
Head of School	53.66%	22
Dean of Faculty	14.63%	6
Head of Upper School	12.20%	5
Assistant Head of School	12.20%	5
Other	7.32%	3
Total		41

Q19 What other responsibilities does the Director have? Please check all that apply.

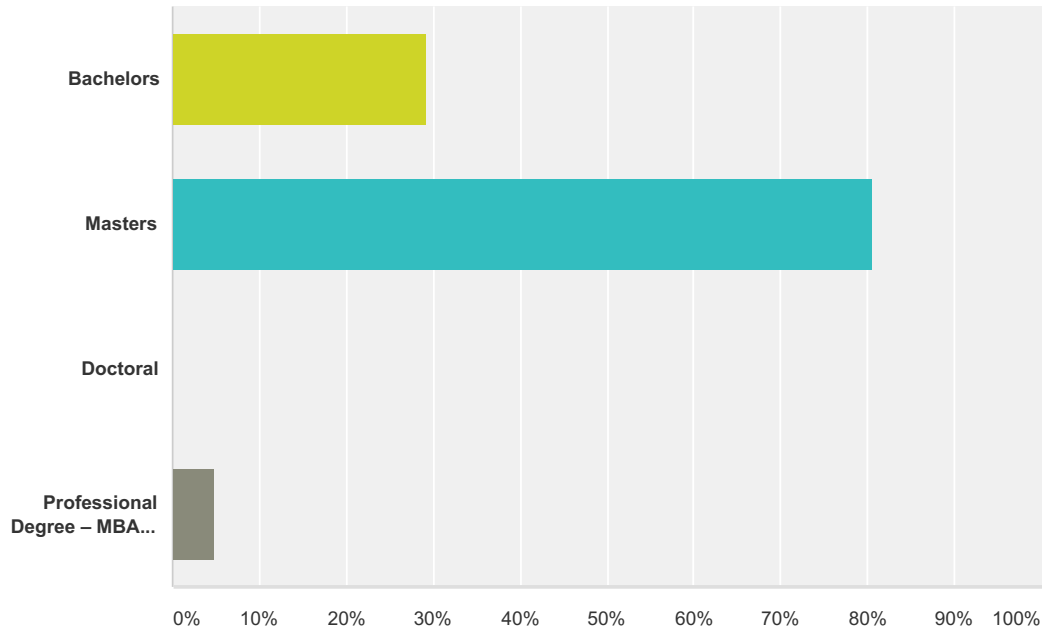
Answered: 39 Skipped: 10



Answer Choices	Responses	
Teaching	20.51%	8
Coaching	20.51%	8
Advising	64.10%	25
Residential	28.21%	11
Administrative duties	69.23%	27
Other (please specify)	20.51%	8
Total Respondents: 39		

Q20 Which of the following best describes the education earned by the Director(s) of College Counseling? Please check all that apply.

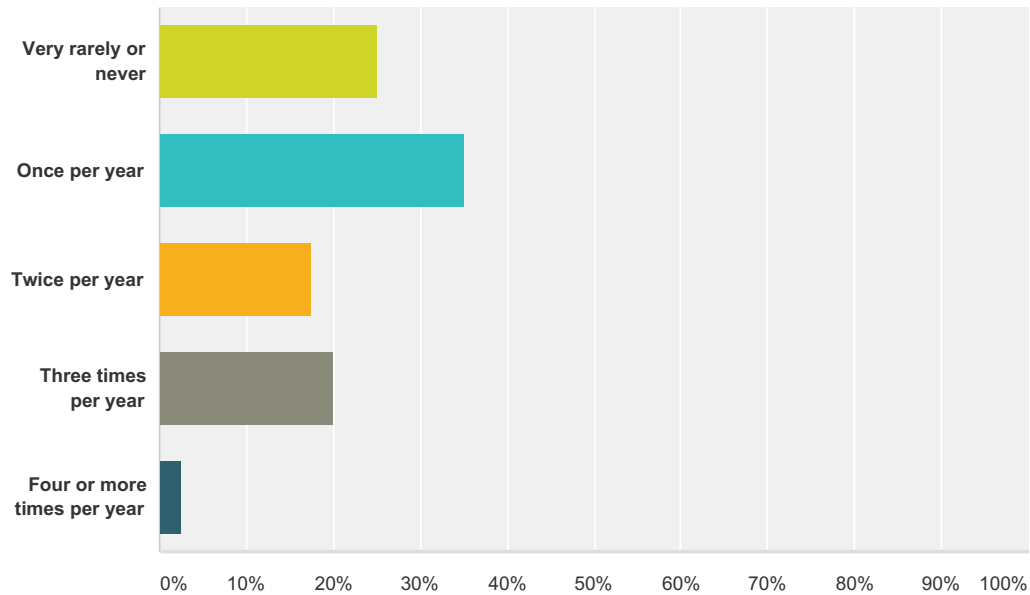
Answered: 41 Skipped: 8



Answer Choices	Responses	
Bachelors	29.27%	12
Masters	80.49%	33
Doctoral	0.00%	0
Professional Degree – MBA, JD, etc.	4.88%	2
Total Respondents: 41		

Q21 How often does the Director(s) of College Counseling report to the Board of Trustees?

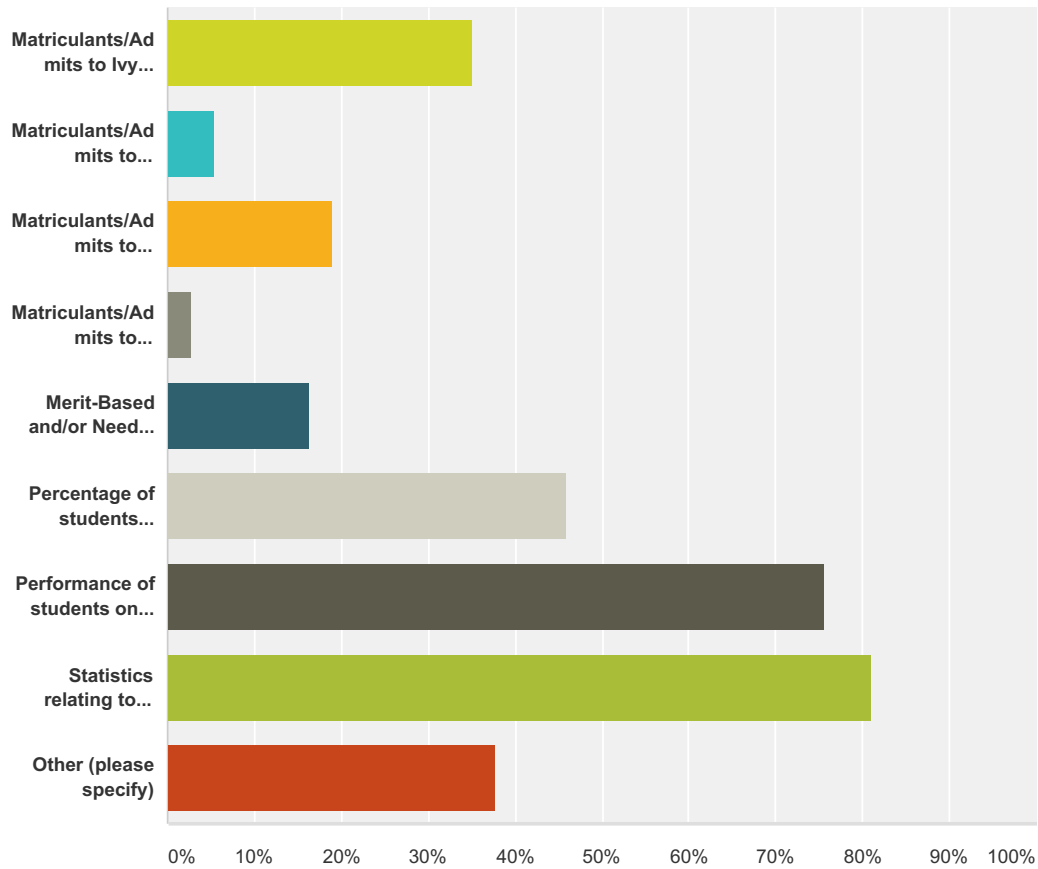
Answered: 40 Skipped: 9



Answer Choices	Responses	
Very rarely or never	25.00%	10
Once per year	35.00%	14
Twice per year	17.50%	7
Three times per year	20.00%	8
Four or more times per year	2.50%	1
Total		40

Q22 Which of the following statistics do you report to the Board of Trustees? Please check all that apply.

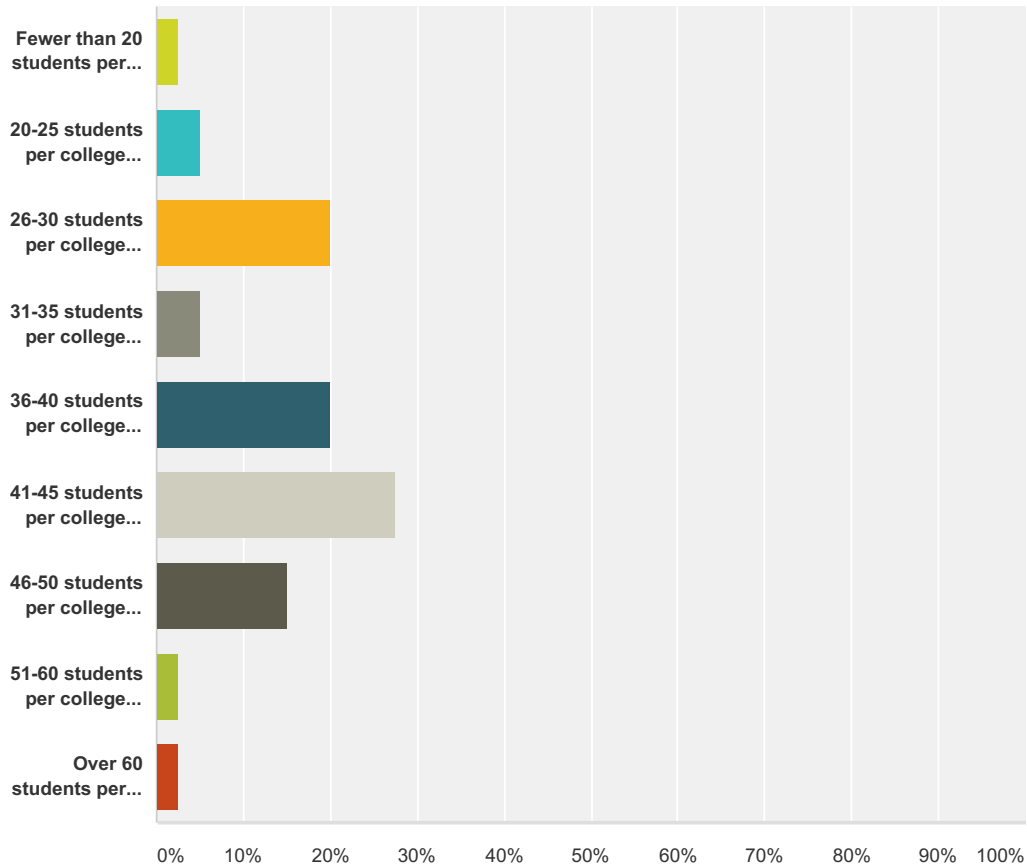
Answered: 37 Skipped: 12



Answer Choices	Responses	
Matriculants/Admits to Ivy League Institutions	35.14%	13
Matriculants/Admits to colleges based on US News rankings	5.41%	2
Matriculants/Admits to colleges based on Barron's	18.92%	7
Matriculants/Admits to colleges based on another publication (Washingtonian, Forbes, etc.)	2.70%	1
Merit-Based and/or Need Based Aid Awarded	16.22%	6
Percentage of students accepted to their first choice, second choice, etc.	45.95%	17
Performance of students on standardized tests (SATs, ACTs, PSATs, APs,)	75.68%	28
Statistics relating to Early Decision and Early Action	81.08%	30
Other (please specify)	37.84%	14
Total Respondents: 37		

Q23 Which best describes the average FTE (Full Time Equivalent) caseload in your office (i.e. # of seniors divided by the number of FTE college counselors)?

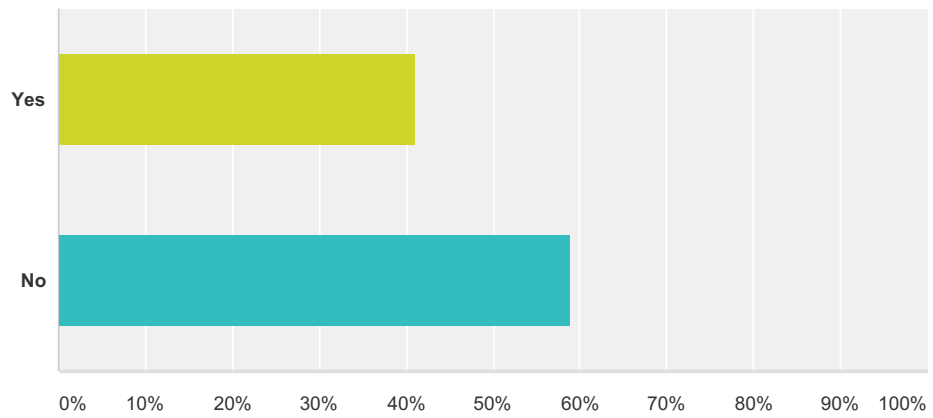
Answered: 40 Skipped: 9



Answer Choices	Responses
Fewer than 20 students per college counselor	2.50% 1
20-25 students per college counselor	5.00% 2
26-30 students per college counselor	20.00% 8
31-35 students per college counselor	5.00% 2
36-40 students per college counselor	20.00% 8
41-45 students per college counselor	27.50% 11
46-50 students per college counselor	15.00% 6
51-60 students per college counselor	2.50% 1
Over 60 students per college counselor	2.50% 1
Total	40

Q24 Does the Director of College Counseling have a reduced caseload?

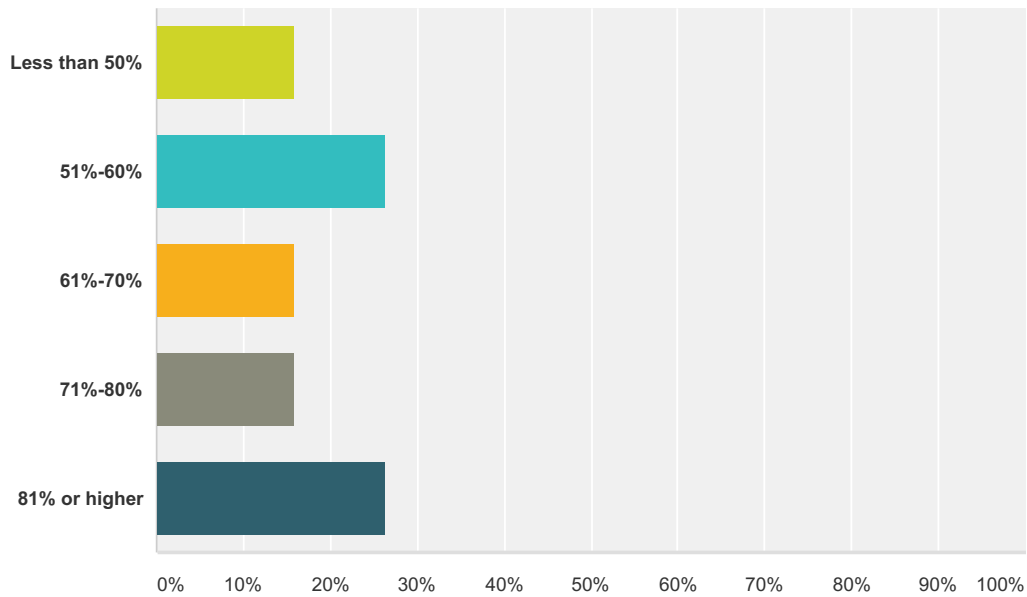
Answered: 39 Skipped: 10



Answer Choices	Responses	
Yes	41.03%	16
No	58.97%	23
Total		39

**Q25 If so, approximately what percentage of students does the Director have in comparison to the other FTEs in the office?
(Example: if the full time caseload is 60, and the Director has 45, then the Director has 75% of the typical FTE's caseload.)**

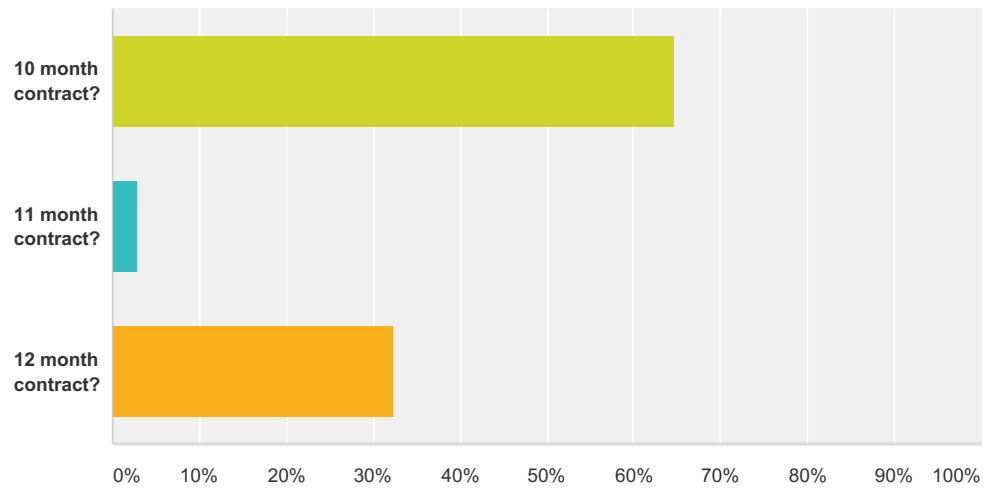
Answered: 19 Skipped: 30



Answer Choices	Responses	
Less than 50%	15.79%	3
51%-60%	26.32%	5
61%-70%	15.79%	3
71%-80%	15.79%	3
81% or higher	26.32%	5
Total		19

Q26 Are other full-time college counselors on a

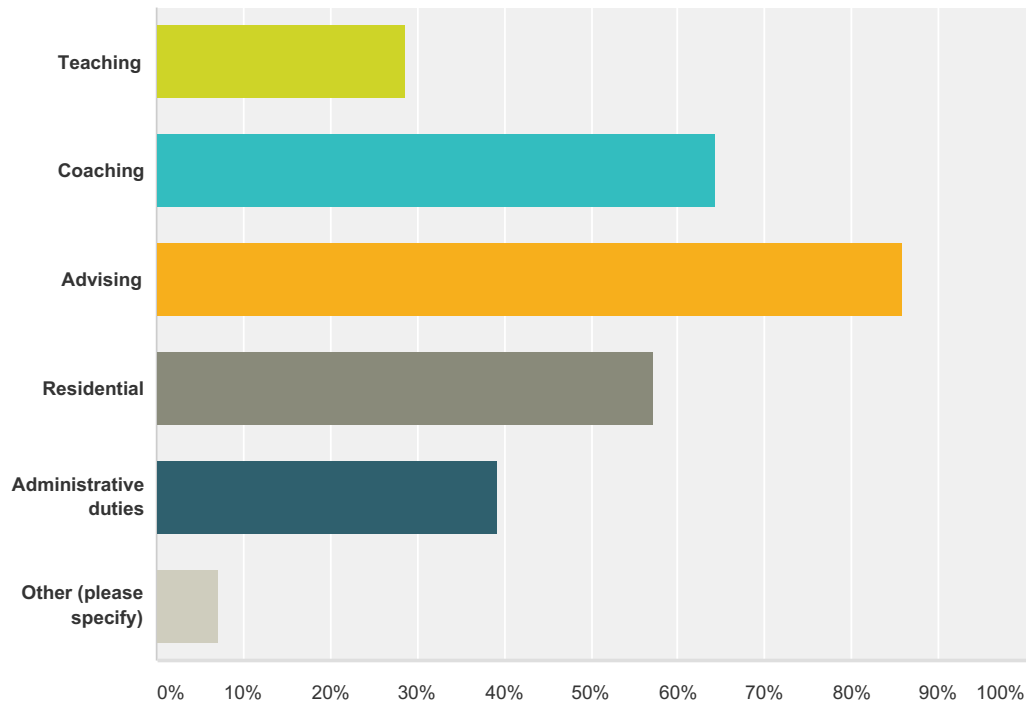
Answered: 34 Skipped: 15



Answer Choices	Responses	
10 month contract?	64.71%	22
11 month contract?	2.94%	1
12 month contract?	32.35%	11
Total		34

Q27 What other responsibilities do your other full-time counselors have? Please check all that apply.

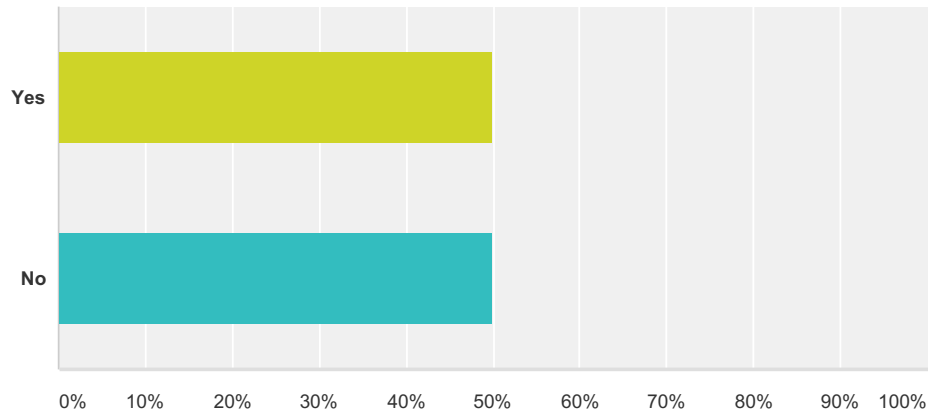
Answered: 28 Skipped: 21



Answer Choices	Responses	
Teaching	28.57%	8
Coaching	64.29%	18
Advising	85.71%	24
Residential	57.14%	16
Administrative duties	39.29%	11
Other (please specify)	7.14%	2
Total Respondents: 28		

Q28 Does the compensation for your other counselors include housing?

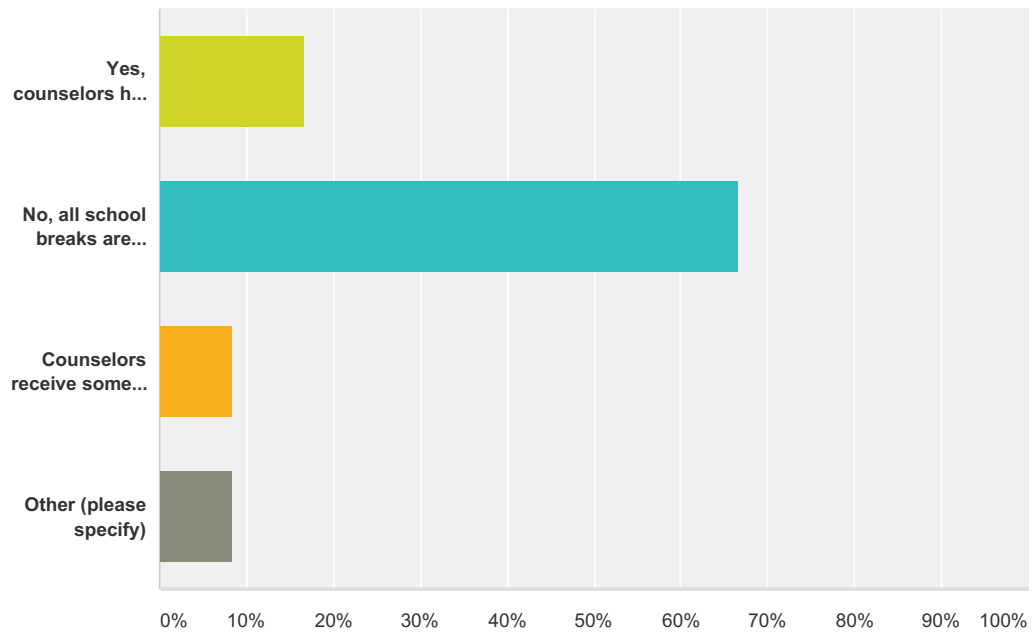
Answered: 36 Skipped: 13



Answer Choices	Responses	
Yes	50.00%	18
No	50.00%	18
Total		36

Q29 Do college counselors have to use vacation days during school breaks?

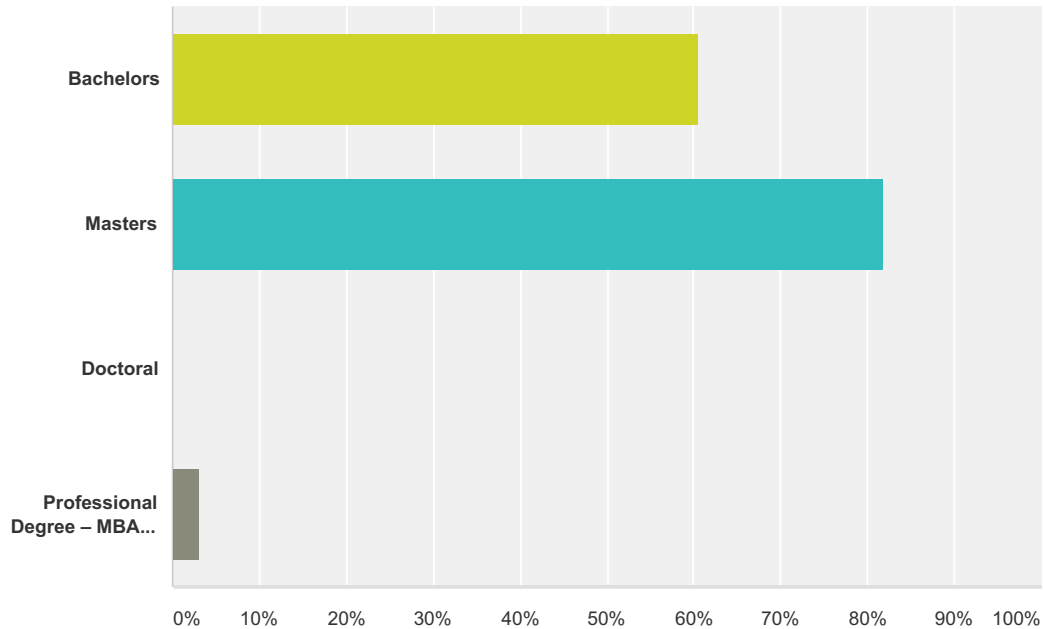
Answered: 36 Skipped: 13



Answer Choices	Responses	
Yes, counselors have to use vacation days since breaks are not included as time off	16.67%	6
No, all school breaks are included as time off	66.67%	24
Counselors receive some "free" days off during schools breaks, but otherwise have to use vacation days	8.33%	3
Other (please specify)	8.33%	3
Total		36

Q30 Which of the following best describes the education earned by other full-time college counselors in your office? Please check all that apply.

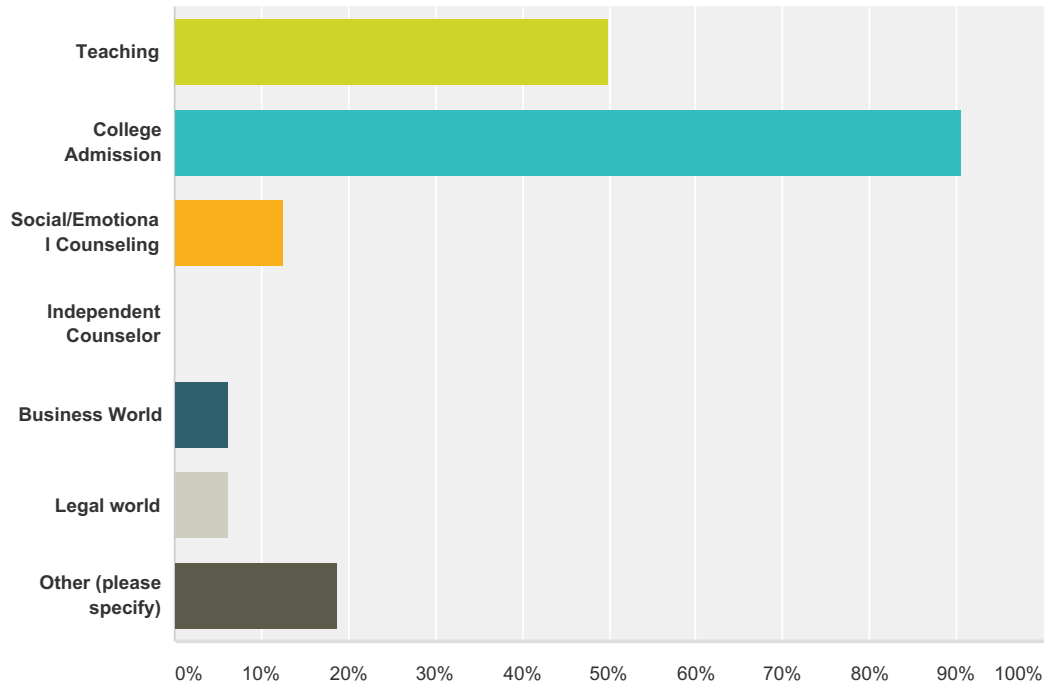
Answered: 33 Skipped: 16



Answer Choices	Responses	
Bachelors	60.61%	20
Masters	81.82%	27
Doctoral	0.00%	0
Professional Degree – MBA, JD, etc.	3.03%	1
Total Respondents: 33		

**Q31 Which of the following best describes the occupational background of other full-time college counselors in your office?
Please check all that apply.**

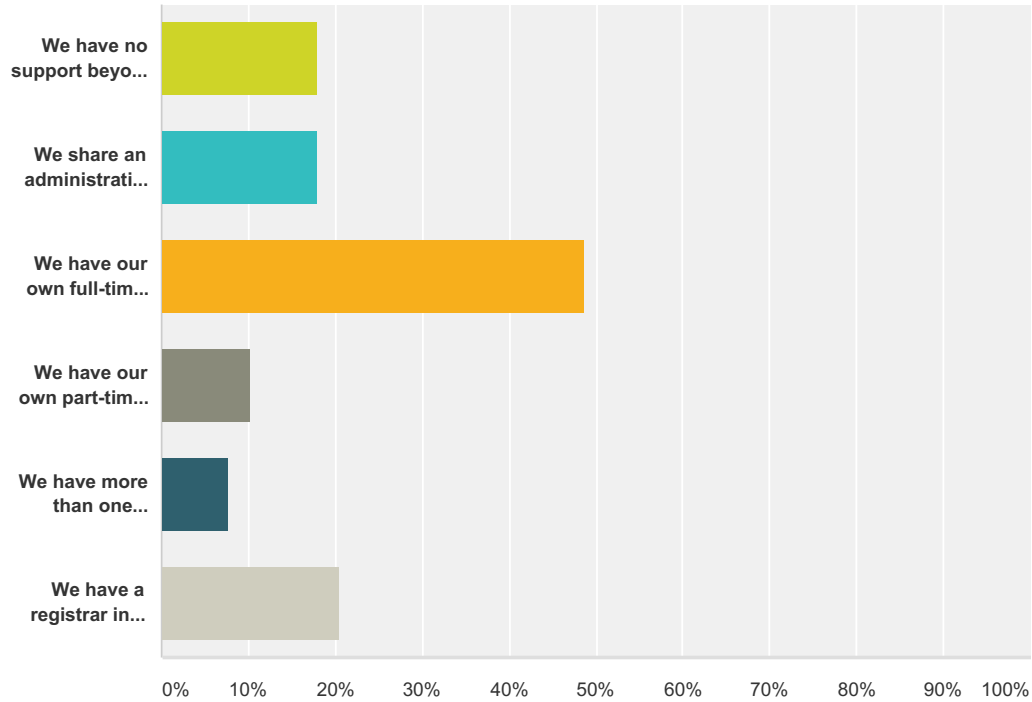
Answered: 32 Skipped: 17



Answer Choices	Responses	
Teaching	50.00%	16
College Admission	90.63%	29
Social/Emotional Counseling	12.50%	4
Independent Counselor	0.00%	0
Business World	6.25%	2
Legal world	6.25%	2
Other (please specify)	18.75%	6
Total Respondents: 32		

**Q32 Which of the following best describes the support staff available to your office?
Please check all that apply.**

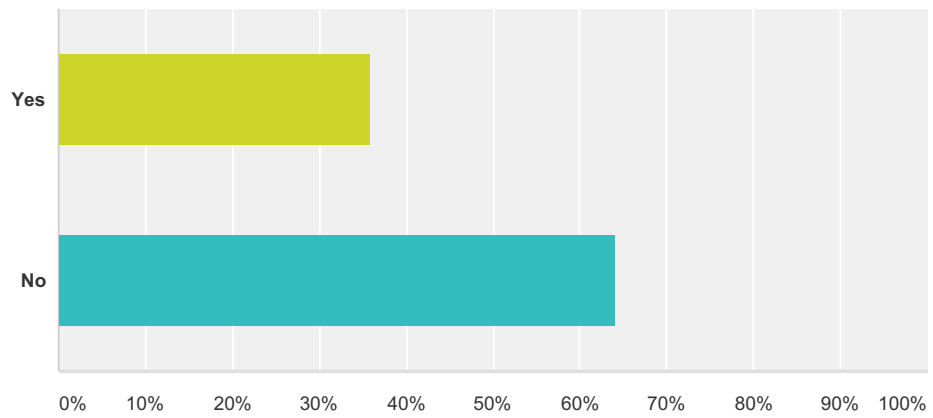
Answered: 39 Skipped: 10



Answer Choices	Responses	
We have no support beyond the counselor or counselors	17.95%	7
We share an administrative assistant with another office	17.95%	7
We have our own full-time administrative assistant	48.72%	19
We have our own part-time administrative assistant	10.26%	4
We have more than one administrative assistant	7.69%	3
We have a registrar in addition to an administrative assistant	20.51%	8
Total Respondents: 39		

Q33 Does your school use its own Secondary School Report?

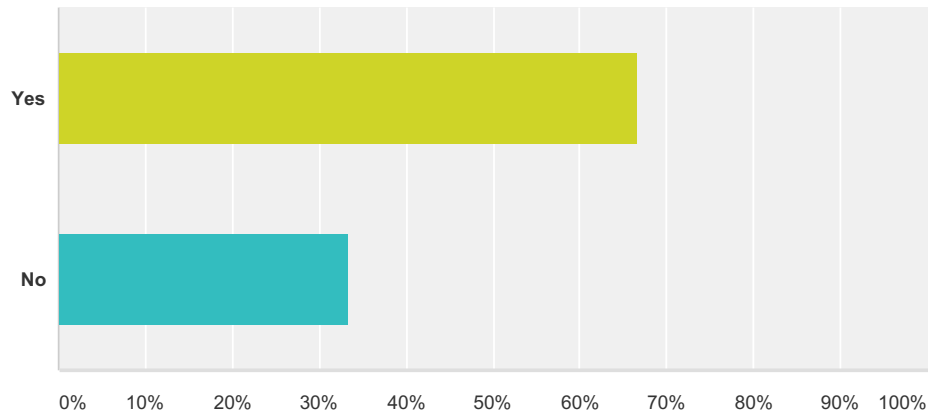
Answered: 39 Skipped: 10



Answer Choices	Responses	
Yes	35.90%	14
No	64.10%	25
Total		39

Q34 Do you evaluate the rigor of a student's curriculum, either on your own SSR or on the Common Application?

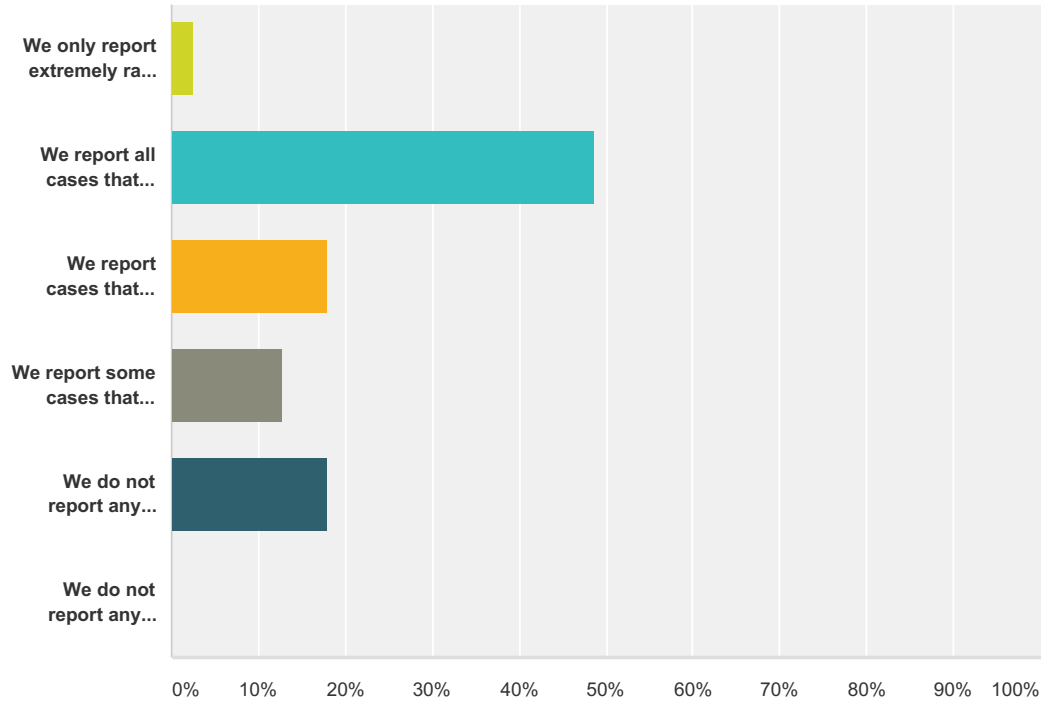
Answered: 39 Skipped: 10



Answer Choices	Responses	
Yes	66.67%	26
No	33.33%	13
Total		39

Q35 Which best describes your school's policy on the disclosure of discipline to colleges:

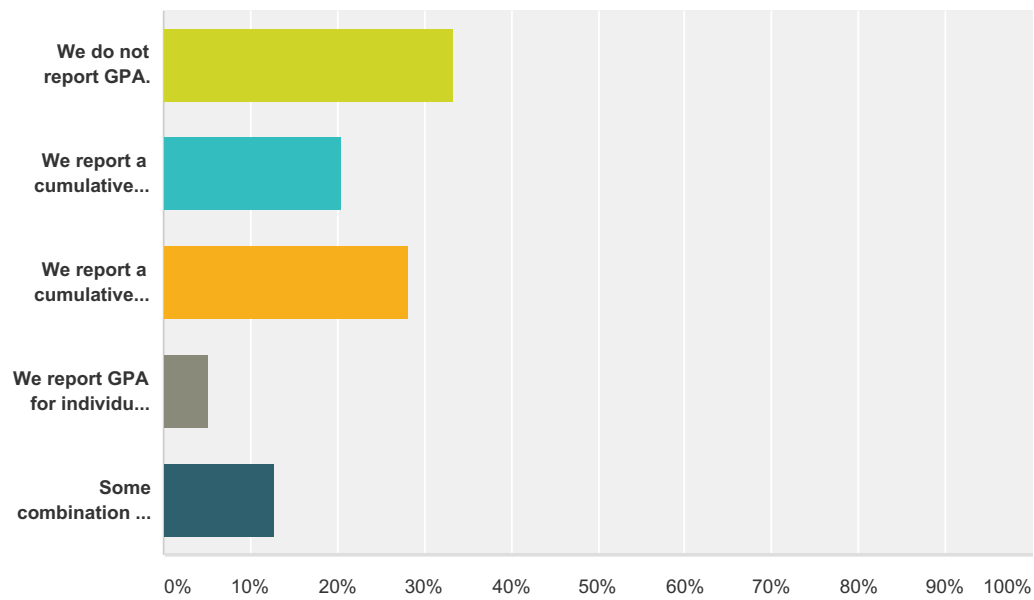
Answered: 39 Skipped: 10



Answer Choices	Responses	
We only report extremely rare cases and/or repeated cases.	2.56%	1
We report all cases that result in probation, suspension or expulsion.	48.72%	19
We report cases that result in probation, suspension or expulsion to those colleges that ask.	17.95%	7
We report some cases that result in probation, suspension or expulsion, but not all cases; we decide as a school which types of infractions are pertinent to colleges.	12.82%	5
We do not report any discipline but encourage our students to answer all questions honestly.	17.95%	7
We do not report any discipline.	0.00%	0
Total		39

Q36 Which best describes your school's policy regarding the reporting of GPAs?

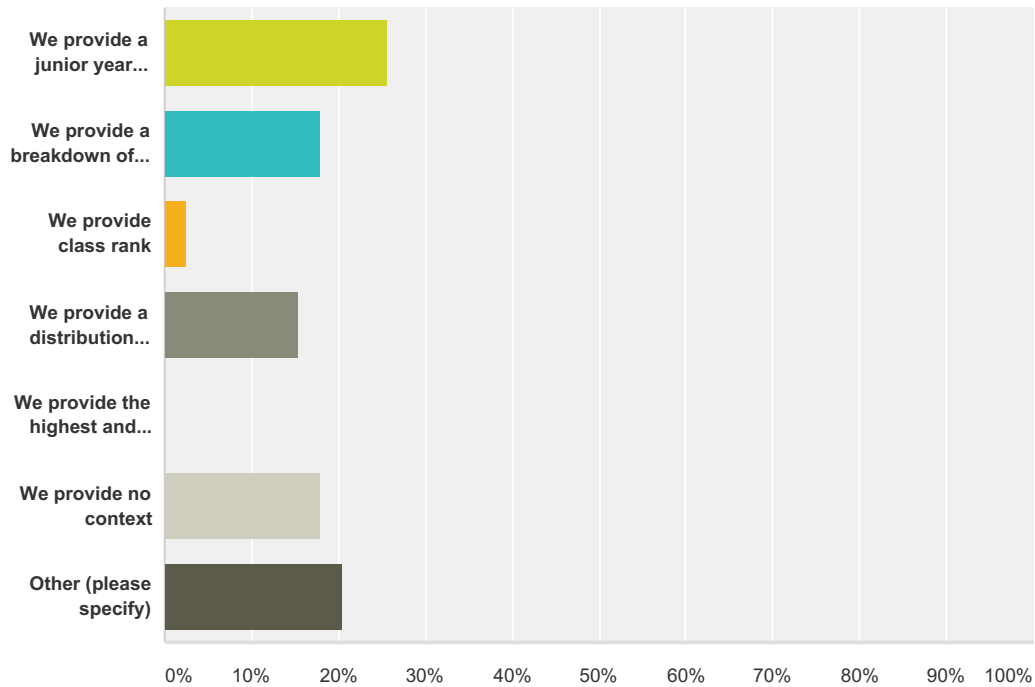
Answered: 39 Skipped: 10



Answer Choices	Responses	
We do not report GPA.	33.33%	13
We report a cumulative unweighted GPA.	20.51%	8
We report a cumulative weighted GPA.	28.21%	11
We report GPA for individual terms/years but not a cumulative one.	5.13%	2
Some combination of three above options.	12.82%	5
Total		39

Q37 Which of the following best describes the way in which you provide context about your school's grading?

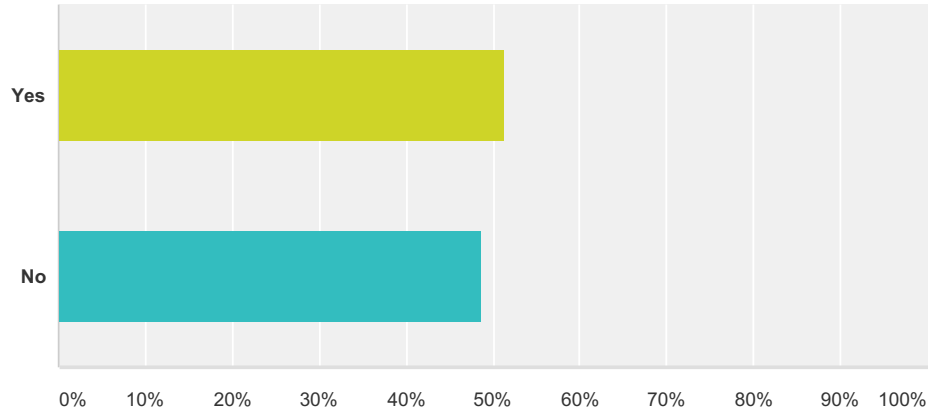
Answered: 39 Skipped: 10



Answer Choices	Responses	
We provide a junior year grade distribution by course	25.64%	10
We provide a breakdown of cumulative GPAs	17.95%	7
We provide class rank	2.56%	1
We provide a distribution for grades earned in junior classes only	15.38%	6
We provide the highest and lowest GPA	0.00%	0
We provide no context	17.95%	7
Other (please specify)	20.51%	8
Total		39

Q38 Do college counselors in your office take days out of the office as “writing days”?

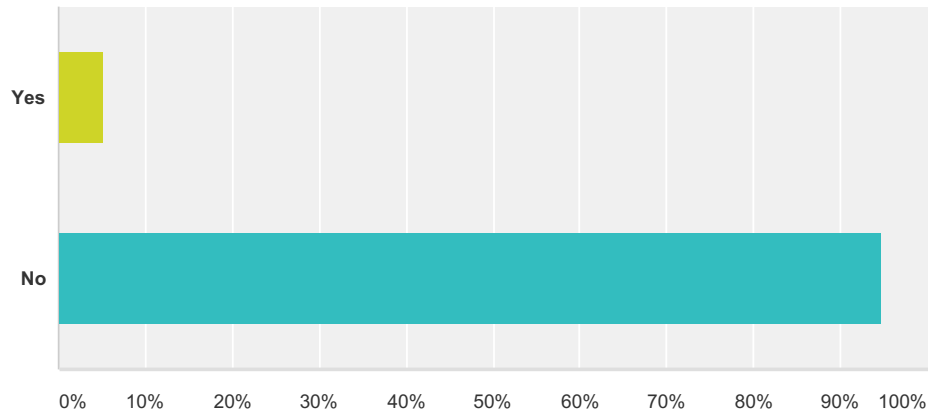
Answered: 39 Skipped: 10



Answer Choices	Responses	
Yes	51.28%	20
No	48.72%	19
Total		39

Q39 Do you limit the number of applications a student can submit?

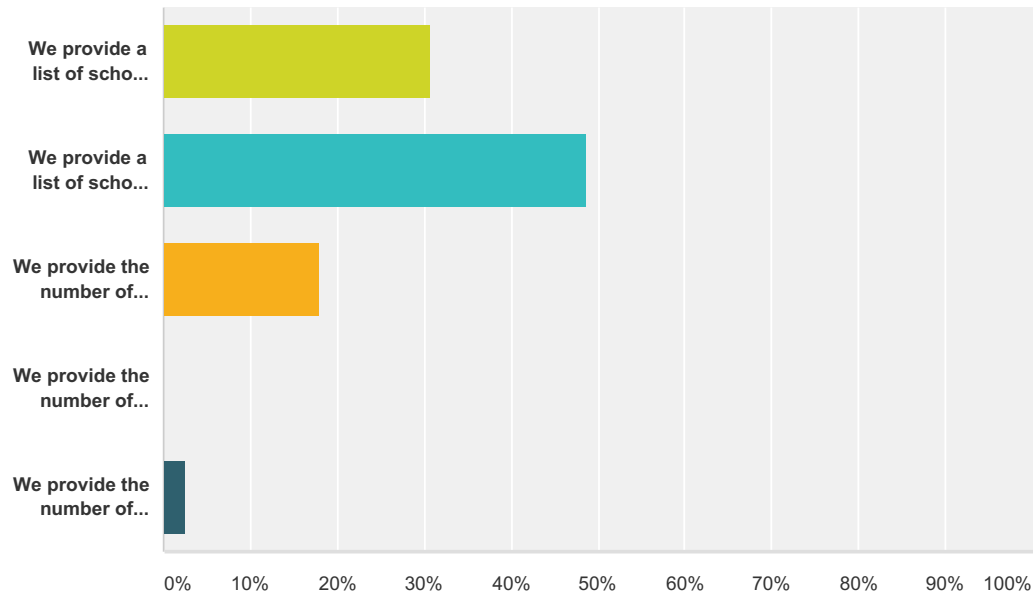
Answered: 39 Skipped: 10



Answer Choices	Responses	
Yes	5.13%	2
No	94.87%	37
Total		39

Q40 Which best describes the matriculation information that your school provides publicly?

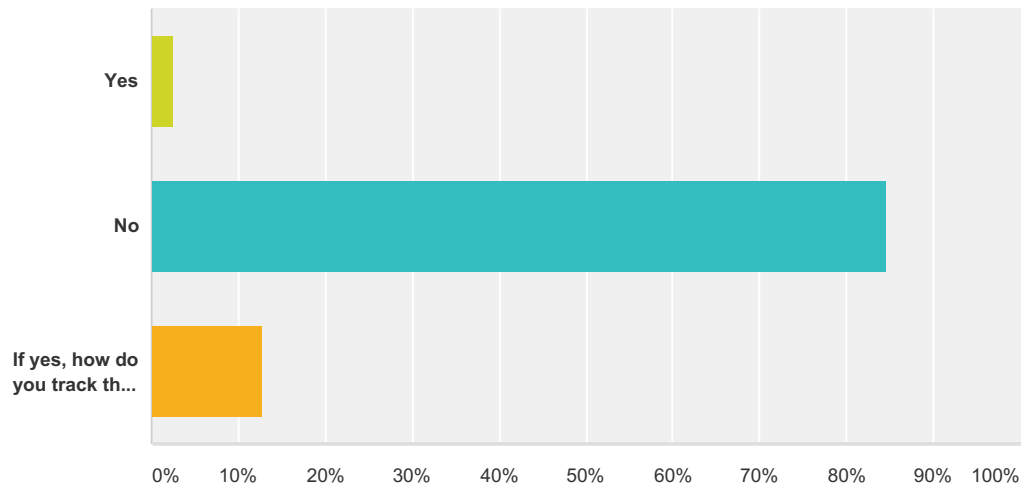
Answered: 39 Skipped: 10



Answer Choices	Responses	
We provide a list of schools to which our students have been accepted over a span of years	30.77%	12
We provide a list of schools to which our students have matriculated over a span of years	48.72%	19
We provide the number of actual matriculants to schools over a span of years	17.95%	7
We provide the number of actual matriculants to schools for each graduating class	0.00%	0
We provide the number of actual matriculants to schools for each class and over a span of years	2.56%	1
Total		39

Q41 Do you track your graduates' performance while in college?

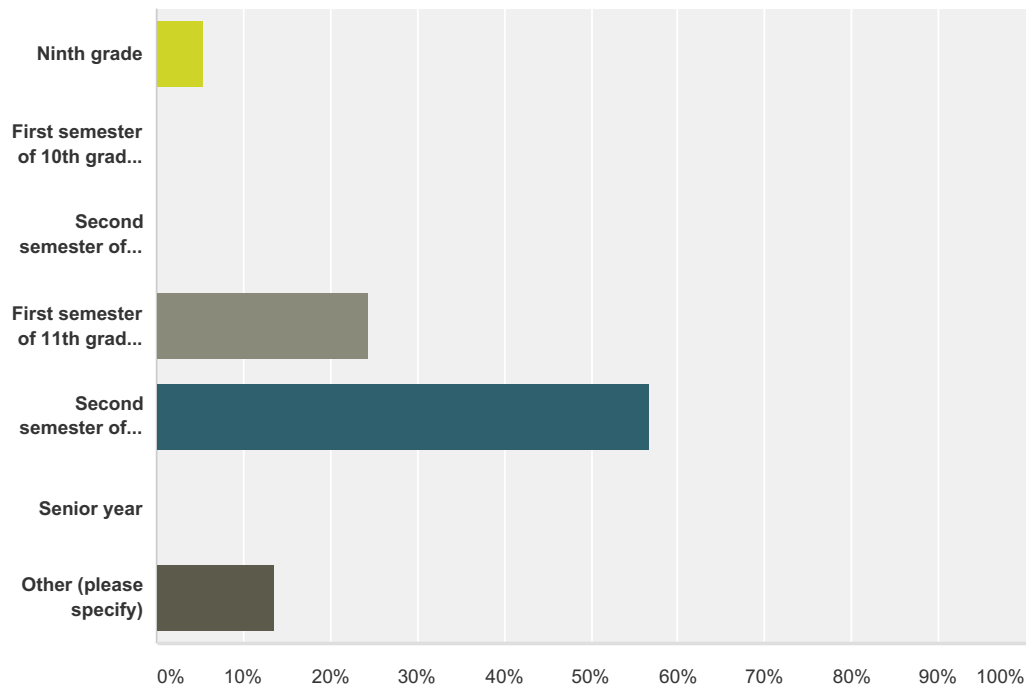
Answered: 39 Skipped: 10



Answer Choices	Responses	
Yes	2.56%	1
No	84.62%	33
If yes, how do you track this data?	12.82%	5
Total		39

Q42 When do you assign students to counselors?

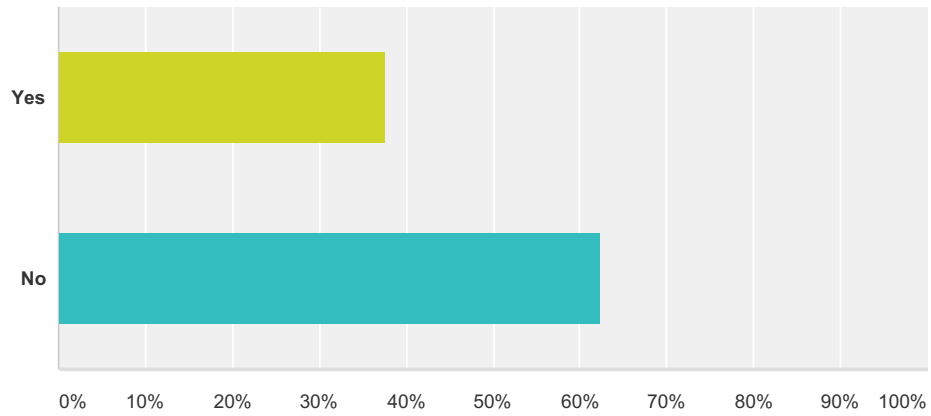
Answered: 37 Skipped: 12



Answer Choices	Responses
Ninth grade	5.41% 2
First semester of 10th grade year	0.00% 0
Second semester of 10th grade year	0.00% 0
First semester of 11th grade year	24.32% 9
Second semester of 11th grade year	56.76% 21
Senior year	0.00% 0
Other (please specify)	13.51% 5
Total	37

Q43 Does your office run a college counseling class?

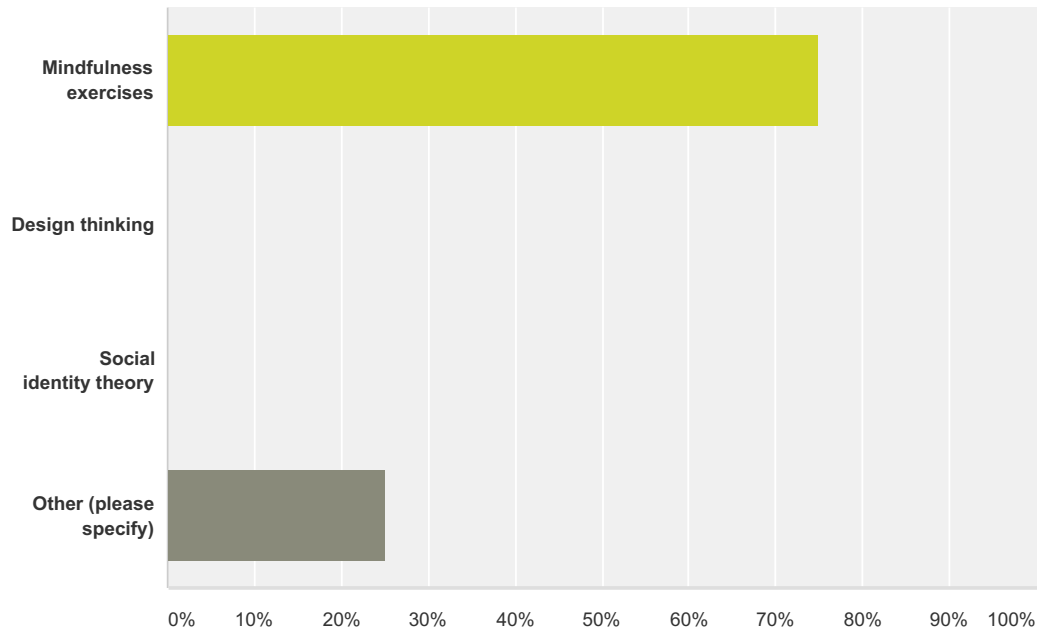
Answered: 40 Skipped: 9



Answer Choices	Responses	
Yes	37.50%	15
No	62.50%	25
Total		40

Q44 Does your office use any of the following practices in working with families?

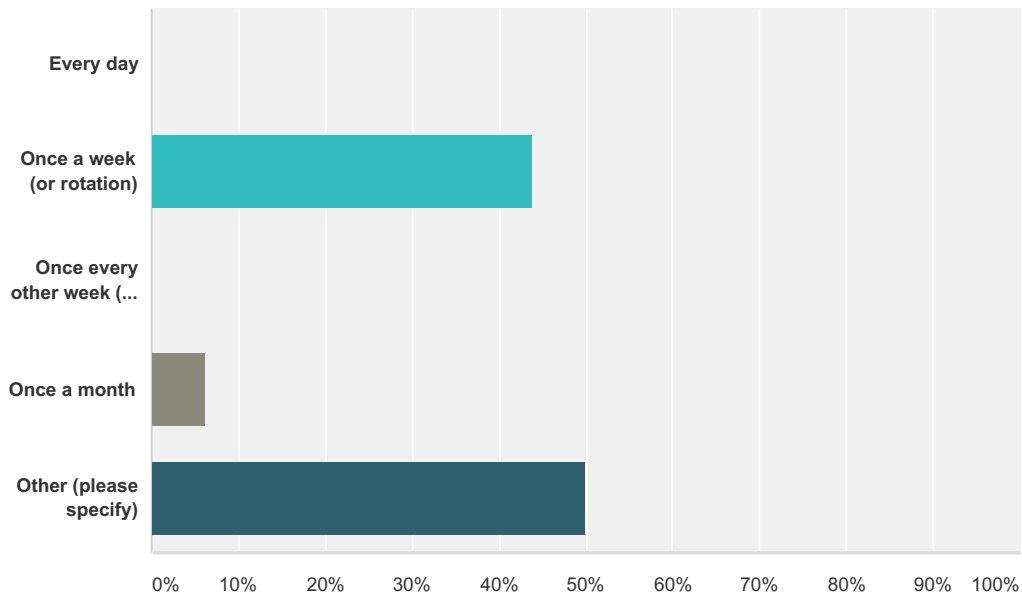
Answered: 4 Skipped: 45



Answer Choices	Responses
Mindfulness exercises	75.00% 3
Design thinking	0.00% 0
Social identity theory	0.00% 0
Other (please specify)	25.00% 1
Total Respondents: 4	

Q45 If you run a college counseling class, how frequently do you meet with students?

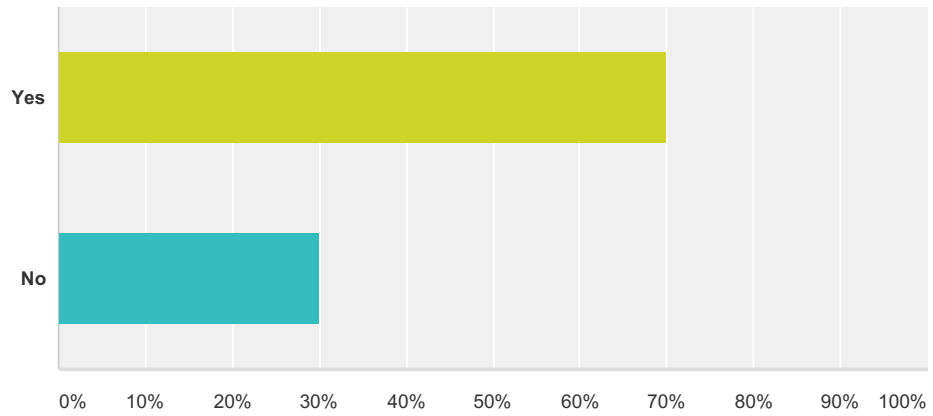
Answered: 16 Skipped: 33



Answer Choices	Responses	
Every day	0.00%	0
Once a week (or rotation)	43.75%	7
Once every other week (or rotation)	0.00%	0
Once a month	6.25%	1
Other (please specify)	50.00%	8
Total		16

Q46 Do you host a financial aid event on-campus?

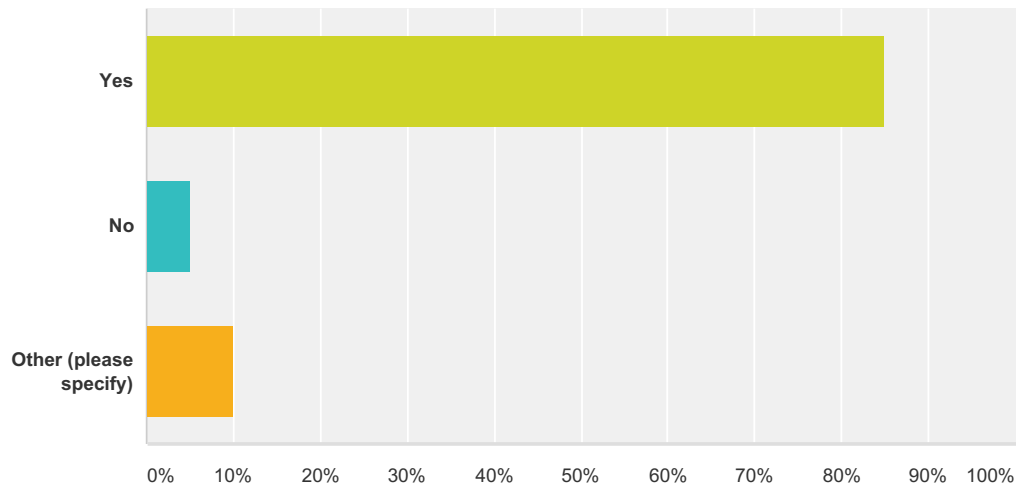
Answered: 40 Skipped: 9



Answer Choices	Responses	
Yes	70.00%	28
No	30.00%	12
Total		40

Q47 Do you discuss financial aid with students and families directly?

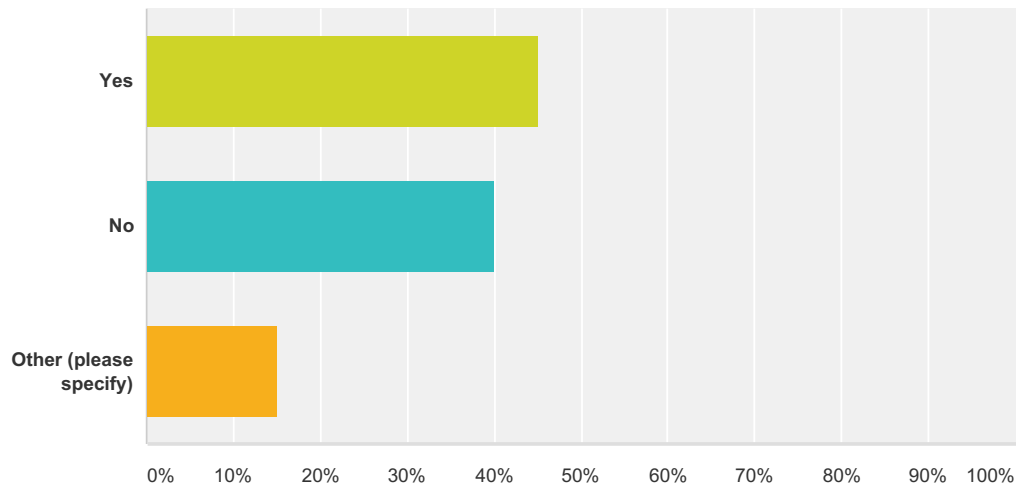
Answered: 40 Skipped: 9



Answer Choices	Responses	
Yes	85.00%	34
No	5.00%	2
Other (please specify)	10.00%	4
Total		40

Q48 Does your school provide test preparation in-house?

Answered: 40 Skipped: 9



Answer Choices	Responses	
Yes	45.00%	18
No	40.00%	16
Other (please specify)	15.00%	6
Total		40