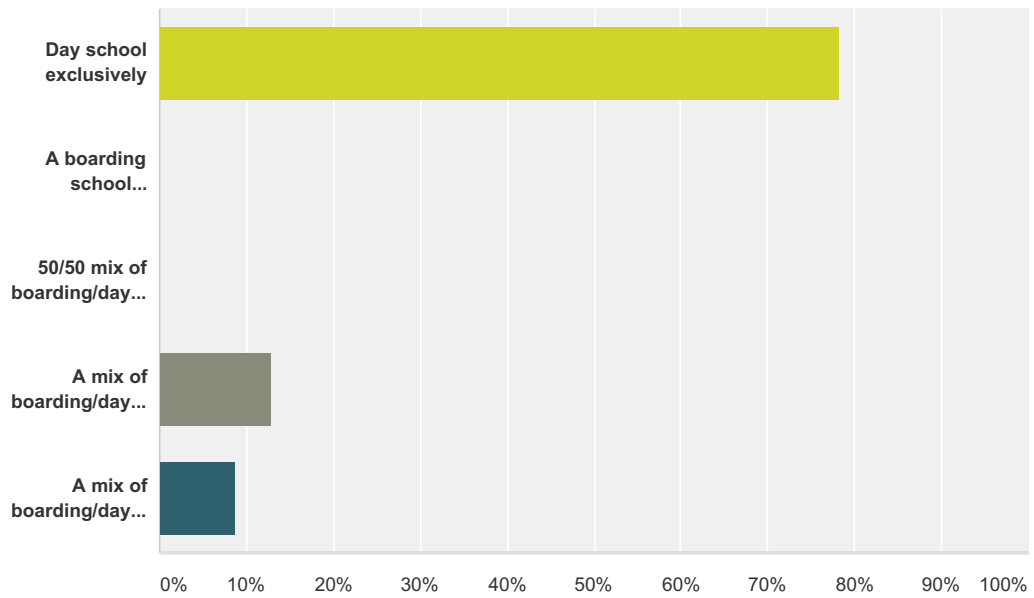


Q1 Which best describes the student composition of your school?

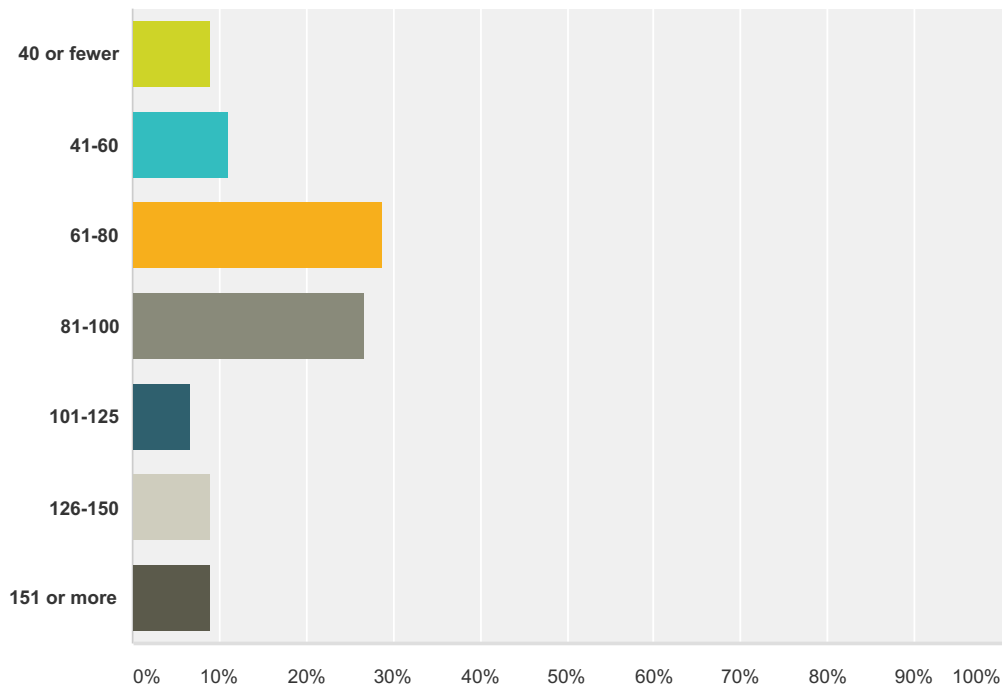
Answered: 46 Skipped: 0



Answer Choices	Responses	
Day school exclusively	78.26%	36
A boarding school exclusively	0.00%	0
50/50 mix of boarding/day students	0.00%	0
A mix of boarding/day with more day students	13.04%	6
A mix of boarding/day with more boarding students	8.70%	4
Total		46

Q2 How many students are in your 2016-2017 senior class?

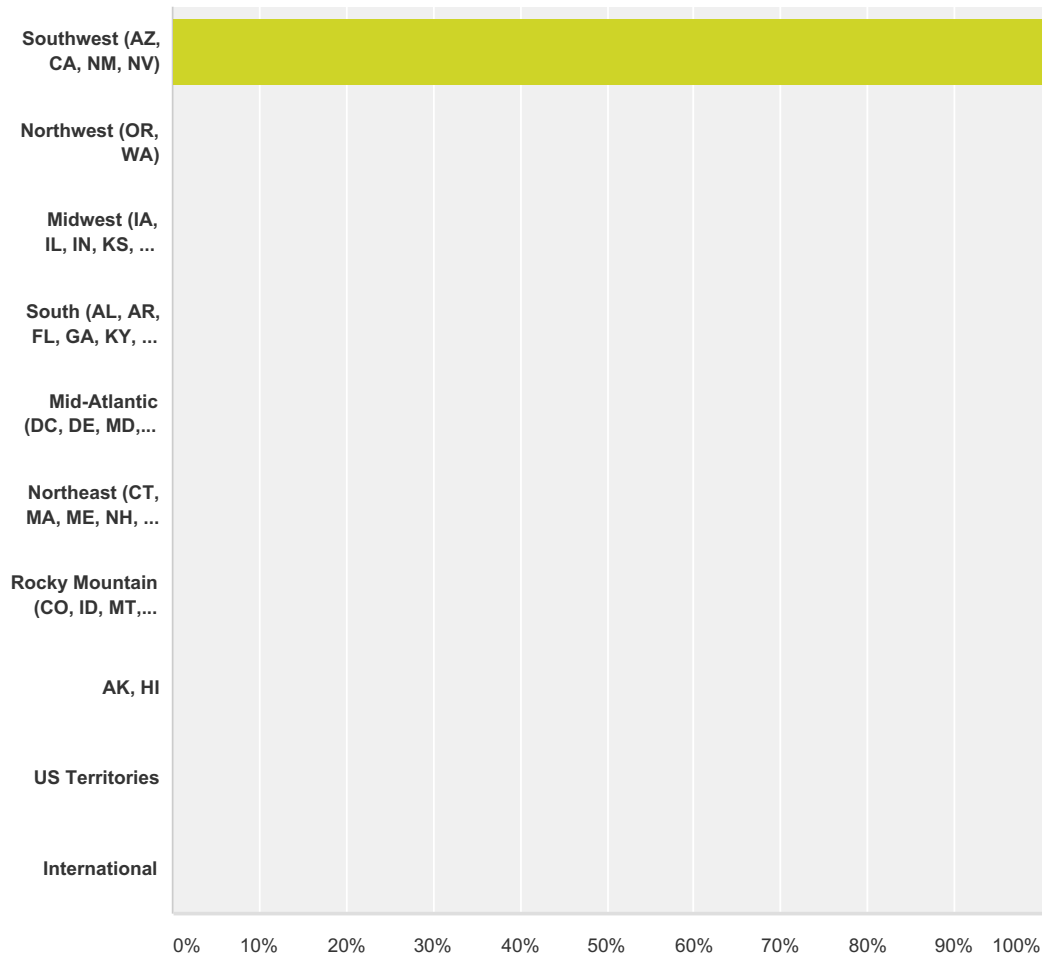
Answered: 45 Skipped: 1



Answer Choices	Responses
40 or fewer	8.89% 4
41-60	11.11% 5
61-80	28.89% 13
81-100	26.67% 12
101-125	6.67% 3
126-150	8.89% 4
151 or more	8.89% 4
Total	45

Q3 Where is your school located?

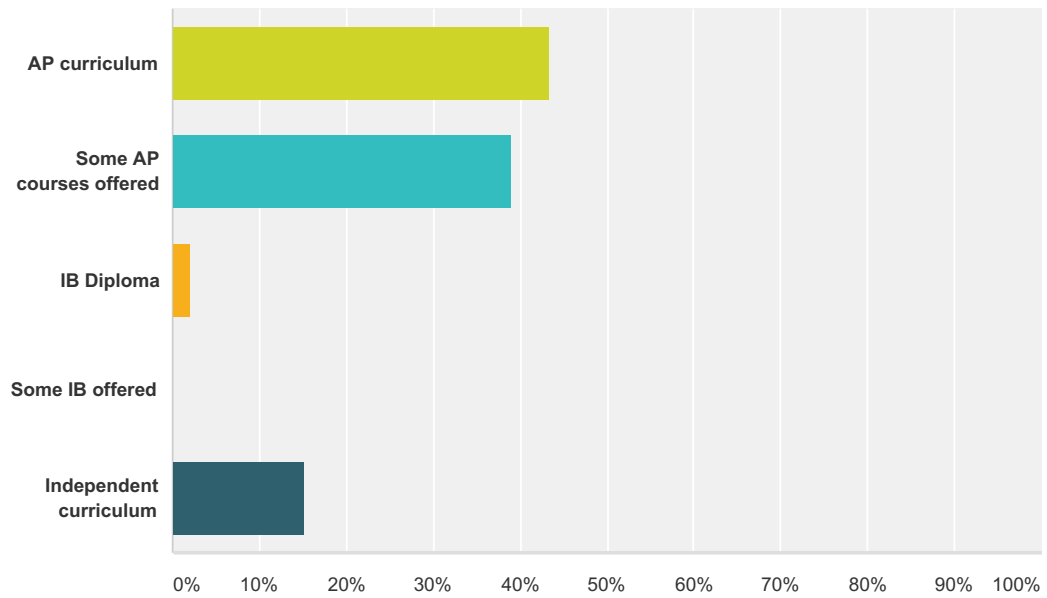
Answered: 46 Skipped: 0



Answer Choices	Responses
Southwest (AZ, CA, NM, NV)	100.00% 46
Northwest (OR, WA)	0.00% 0
Midwest (IA, IL, IN, KS, MI, MN, MO, ND, NE, OH, OK, SD, WI)	0.00% 0
South (AL, AR, FL, GA, KY, LA, MS, NC, SC, TN, TX)	0.00% 0
Mid-Atlantic (DC, DE, MD, NJ, NY, PA VA, WV)	0.00% 0
Northeast (CT, MA, ME, NH, RI, VT)	0.00% 0
Rocky Mountain (CO, ID, MT, NM, UT, WY)	0.00% 0
AK, HI	0.00% 0
US Territories	0.00% 0
International	0.00% 0
Total	46

Q4 How would you best categorize your curriculum?

Answered: 46 Skipped: 0



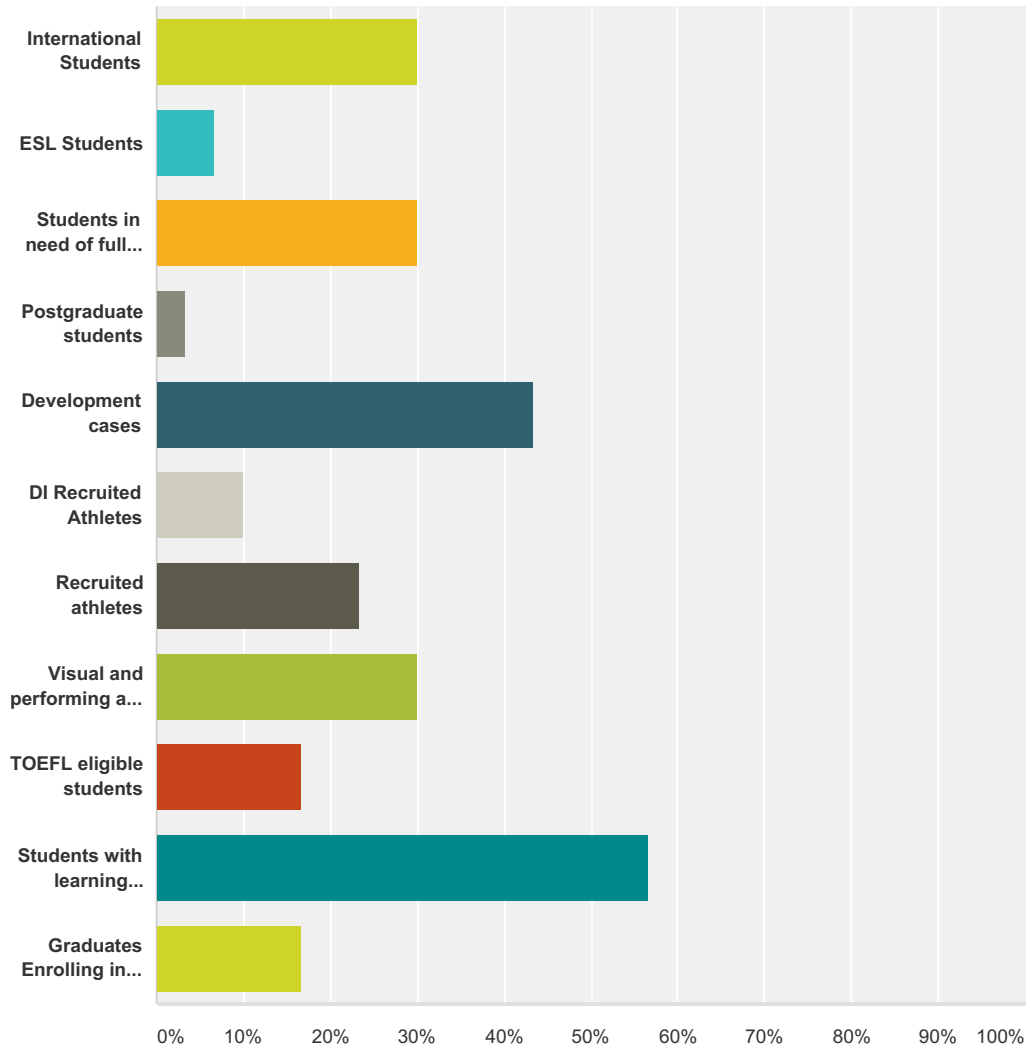
Answer Choices	Responses	
AP curriculum	43.48%	20
Some AP courses offered	39.13%	18
IB Diploma	2.17%	1
Some IB offered	0.00%	0
Independent curriculum	15.22%	7
Total		46

Q5 Other than traditional labels such as AP, IB, Honors, etc., briefly describe how your school distinguishes the relative rigor or your courses.

Answered: 24 Skipped: 22

Q6 Which of the following types of students does your school have in significant numbers (over 15% of the class)? Please check all that apply.

Answered: 30 Skipped: 16



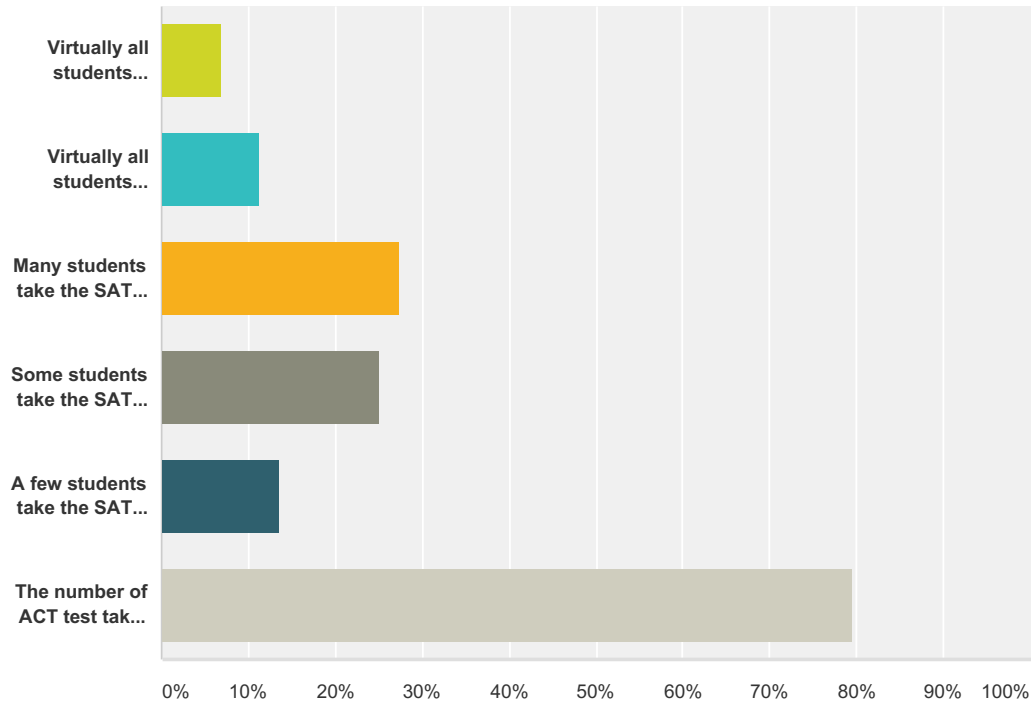
Answer Choices	Responses
International Students	30.00% 9
ESL Students	6.67% 2
Students in need of full financial assistance	30.00% 9
Postgraduate students	3.33% 1
Development cases	43.33% 13
DI Recruited Athletes	10.00% 3
Recruited athletes	23.33% 7

ACCIS Member Survey 2016

Visual and performing arts applicants	30.00%	9
TOEFL eligible students	16.67%	5
Students with learning disabilities	56.67%	17
Graduates Enrolling in Test Optional Colleges	16.67%	5
Total Respondents: 30		

Q7 Which of the following descriptions accurately describes the standardized testing practices of your students? Please check all that apply.

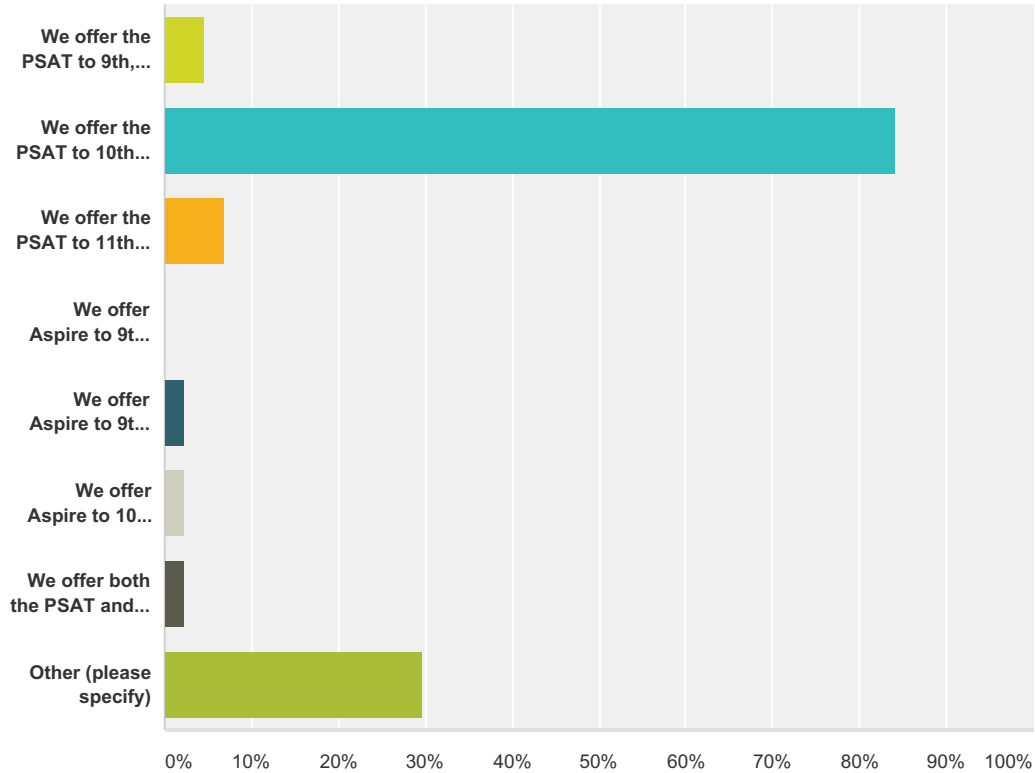
Answered: 44 Skipped: 2



Answer Choices	Responses	
Virtually all students exclusively take the SAT Reasoning exam	6.82%	3
Virtually all students exclusively take the ACT exam	11.36%	5
Many students take the SAT Reasoning exam and the ACT exam (more than 75% take the SAT)	27.27%	12
Some students take the SAT Reasoning exam and the ACT exam (fewer than 50 % take the SAT)	25.00%	11
A few students take the SAT Reasoning exam and the ACT exam (fewer than 25% take the SAT)	13.64%	6
The number of ACT test takers at my school has risen steadily over the past 2-3 years.	79.55%	35
Total Respondents: 44		

Q8 Which of the following best describes the way in which your school begins standardized testing with your students?

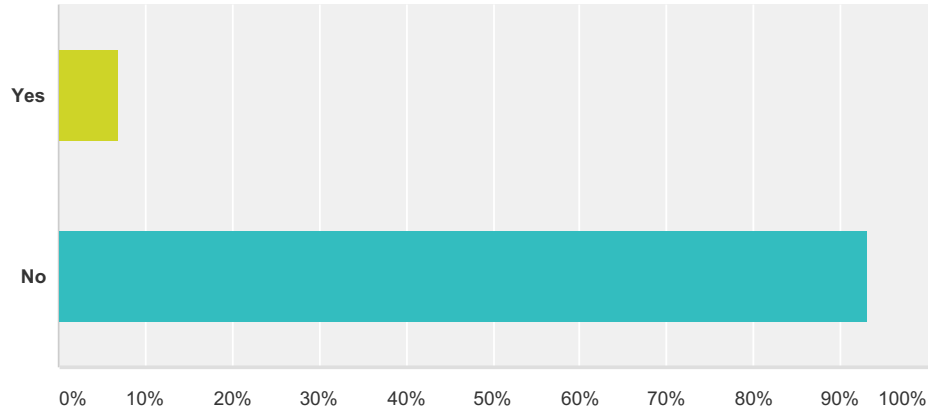
Answered: 44 Skipped: 2



Answer Choices	Responses	
We offer the PSAT to 9th, 10th, & 11th grade students	4.55%	2
We offer the PSAT to 10th & 11th grade students	84.09%	37
We offer the PSAT to 11th grade students only	6.82%	3
We offer Aspire to 9th grade students	0.00%	0
We offer Aspire to 9th and 10th grade students	2.27%	1
We offer Aspire to 10th grade students only	2.27%	1
We offer both the PSAT and Aspire tests	2.27%	1
Other (please specify)	29.55%	13
Total Respondents: 44		

Q9 Do you administer the College Work Readiness Assessment (CWRA) at your school?

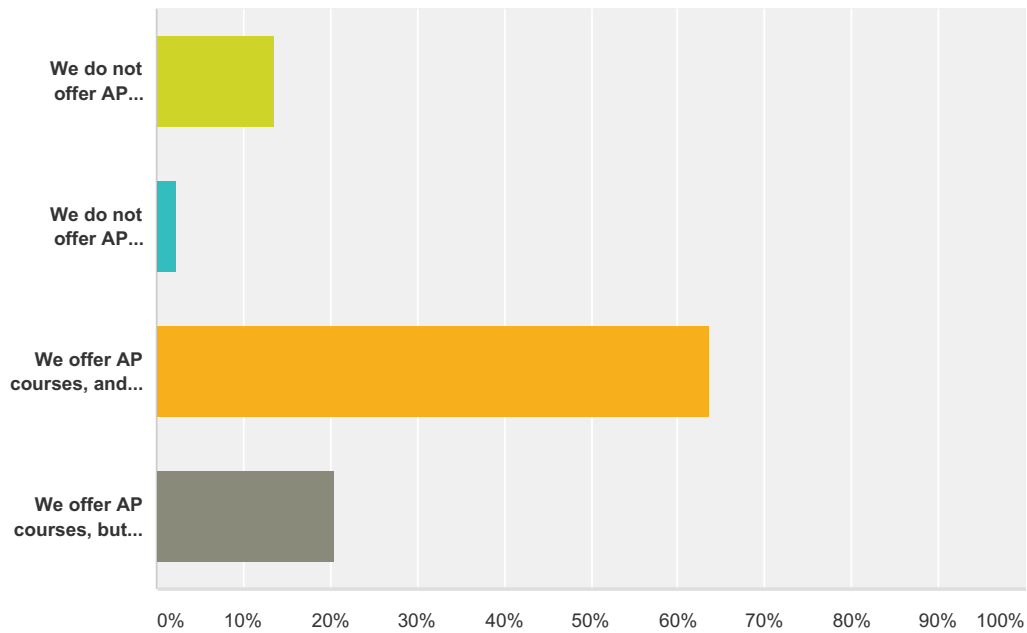
Answered: 43 Skipped: 3



Answer Choices	Responses	
Yes	6.98%	3
No	93.02%	40
Total		43

Q10 Which of the following best captures your school's approach to AP?

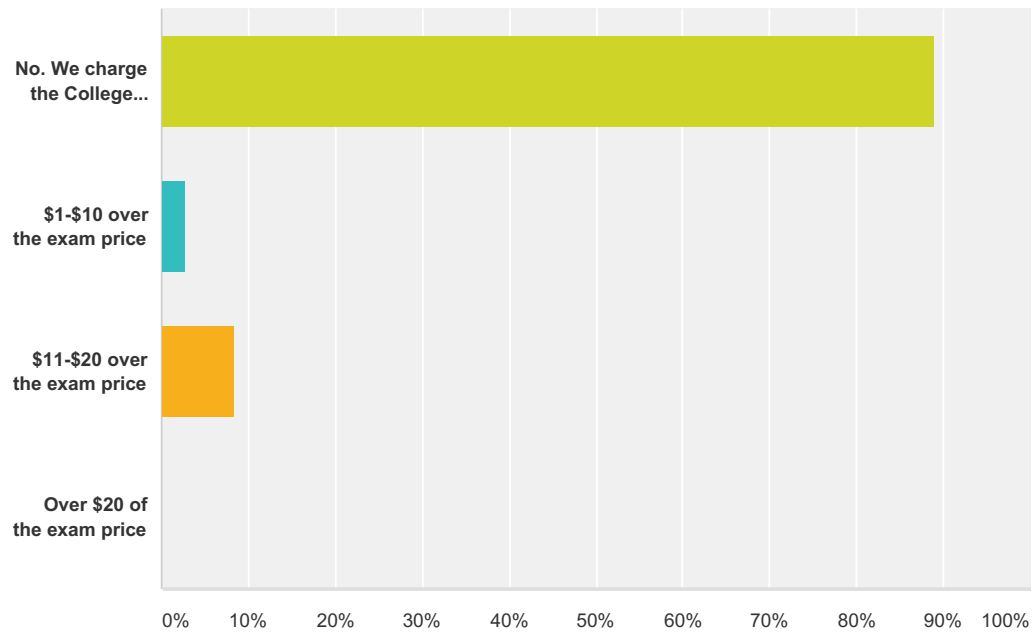
Answered: 44 Skipped: 2



Answer Choices	Responses	
We do not offer AP courses	13.64%	6
We do not offer AP courses but do administer a number of AP exams	2.27%	1
We offer AP courses, and students enrolled in AP courses must take the AP exam.	63.64%	28
We offer AP courses, but it is up to the student to decide whether or not to take the AP exam.	20.45%	9
Total		44

Q11 If you offer AP's, do you charge students more than the exam price?

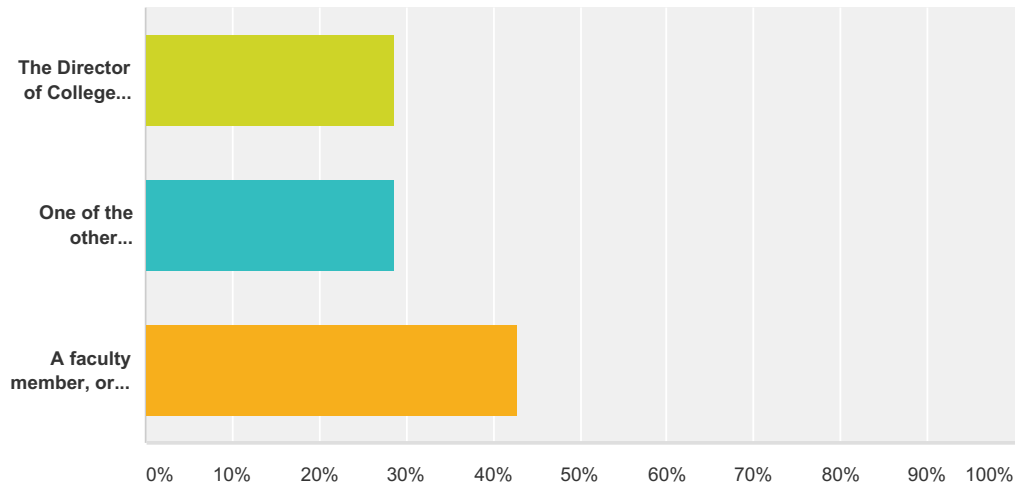
Answered: 36 Skipped: 10



Answer Choices	Responses	
No. We charge the College Board exam price.	88.89%	32
\$1-\$10 over the exam price	2.78%	1
\$11-\$20 over the exam price	8.33%	3
Over \$20 of the exam price	0.00%	0
Total		36

Q12 Which of the following best describes the administration and oversight of standardized testing at your school?

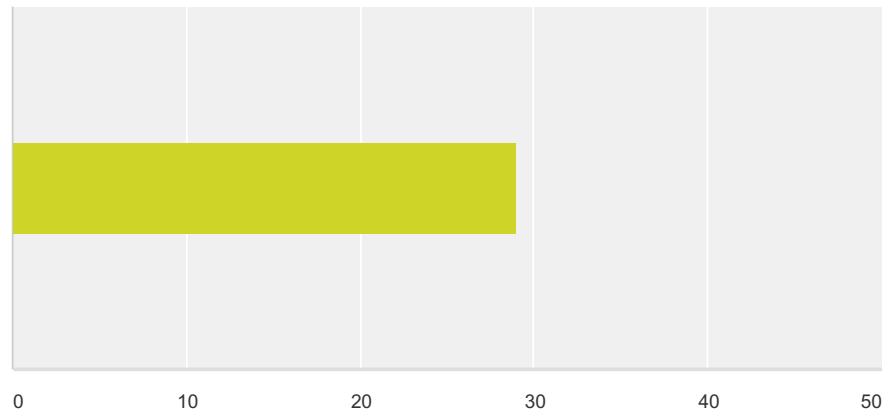
Answered: 42 Skipped: 4



Answer Choices	Responses	
The Director of College Counseling serves as the testing coordinator	28.57%	12
One of the other counselors serves as the testing coordinator	28.57%	12
A faculty member, or administrator not a part of the college counseling office, serves as testing coordinator	42.86%	18
Total		42

Q13 What is the median composite score on the ACT for your senior class?

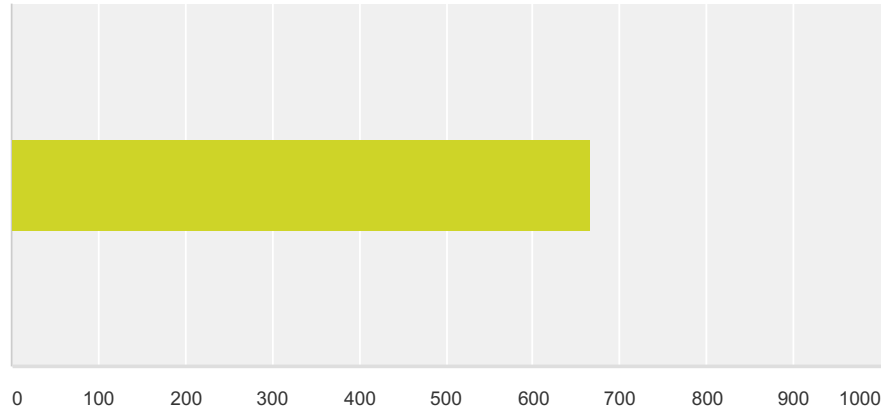
Answered: 38 Skipped: 8



Answer Choices	Average Number	Total Number	Responses
	29	1,102	38
Total Respondents: 38			

Q14 What is the median score on the EBRW section of the redesigned SAT?

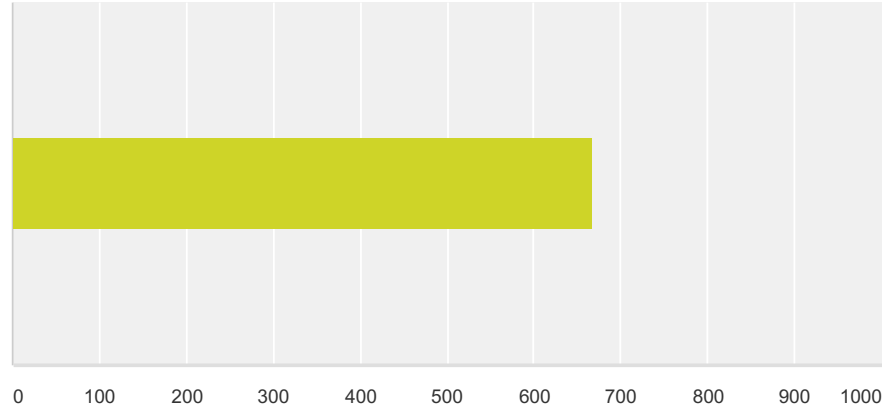
Answered: 30 Skipped: 16



Answer Choices	Average Number	Total Number	Responses
	666	19,980	30
Total Respondents: 30			

Q15 What is your current student average score on the Math section of the redesigned SAT?

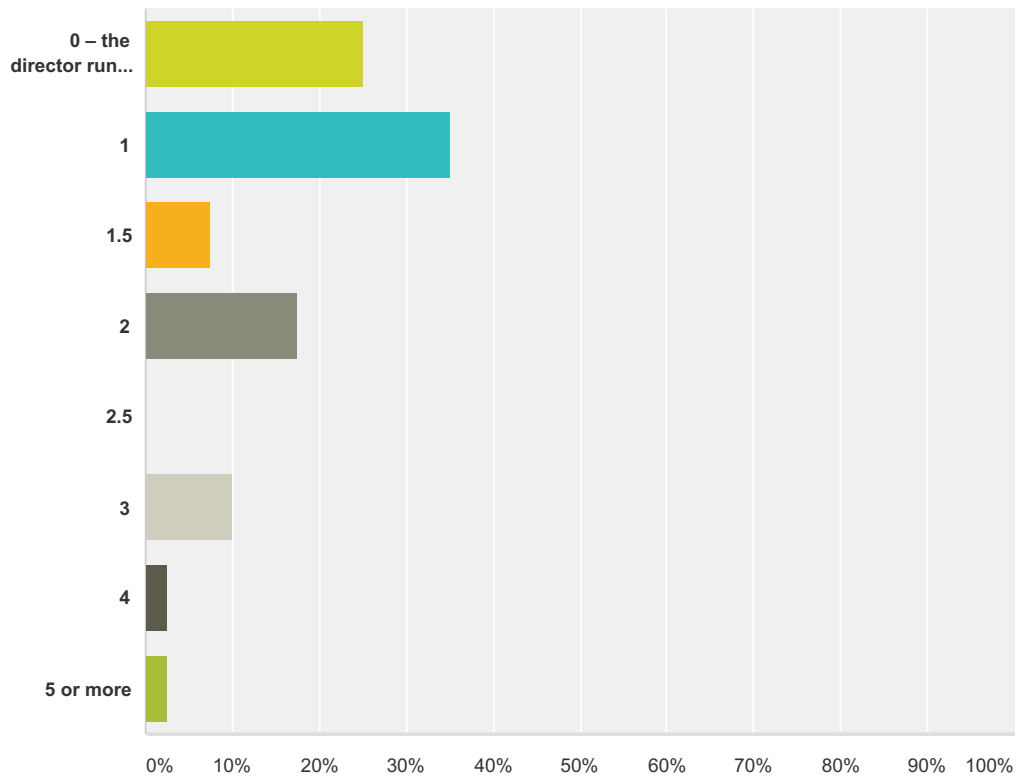
Answered: 32 Skipped: 14



Answer Choices	Average Number	Total Number	Responses
	667	21,350	32
Total Respondents: 32			

Q16 How many counselors report to the Director(s) of College Counseling?

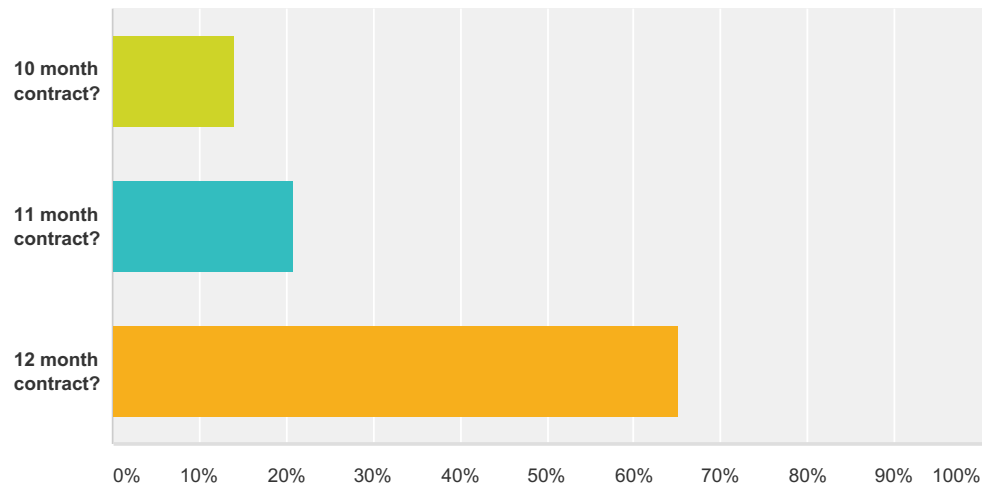
Answered: 40 Skipped: 6



Answer Choices	Responses	
0 – the director runs a one person shop	25.00%	10
1	35.00%	14
1.5	7.50%	3
2	17.50%	7
2.5	0.00%	0
3	10.00%	4
4	2.50%	1
5 or more	2.50%	1
Total		40

Q17 Are the Director(s) of College Counseling on a

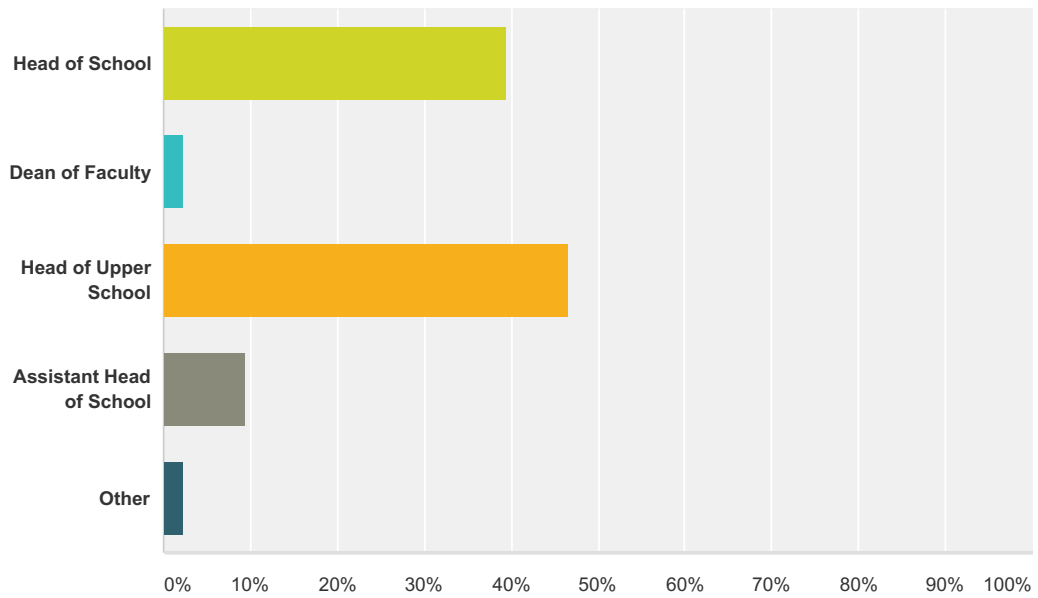
Answered: 43 Skipped: 3



Answer Choices	Responses
10 month contract?	13.95% 6
11 month contract?	20.93% 9
12 month contract?	65.12% 28
Total	43

Q18 To whom does the Director(s) of College Counseling report?

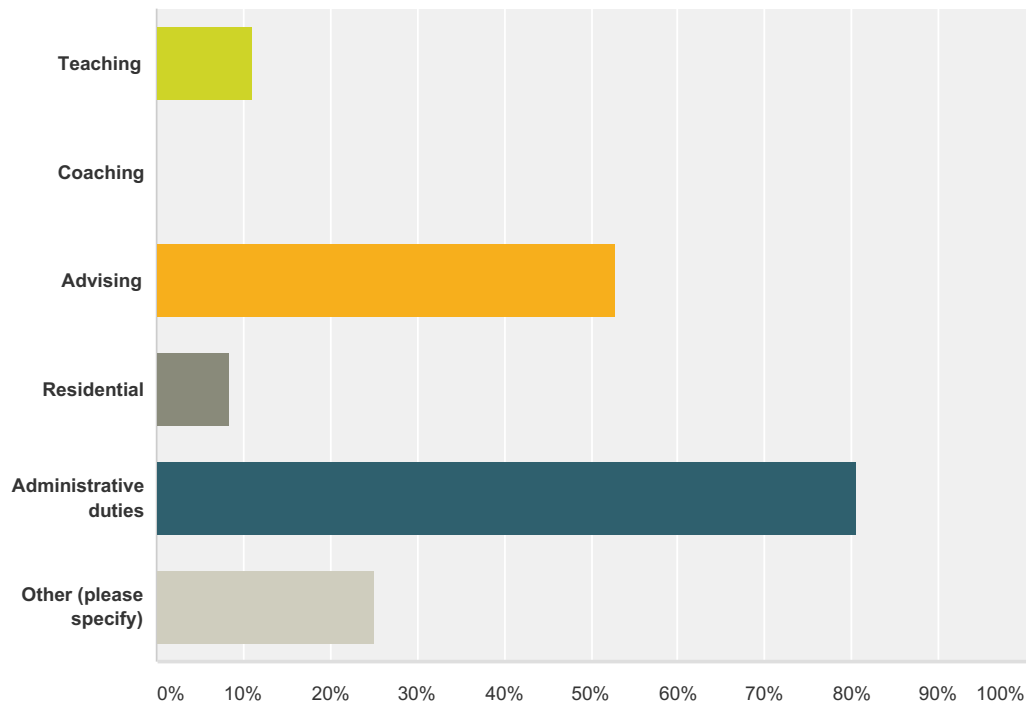
Answered: 43 Skipped: 3



Answer Choices	Responses	
Head of School	39.53%	17
Dean of Faculty	2.33%	1
Head of Upper School	46.51%	20
Assistant Head of School	9.30%	4
Other	2.33%	1
Total		43

Q19 What other responsibilities does the Director have? Please check all that apply.

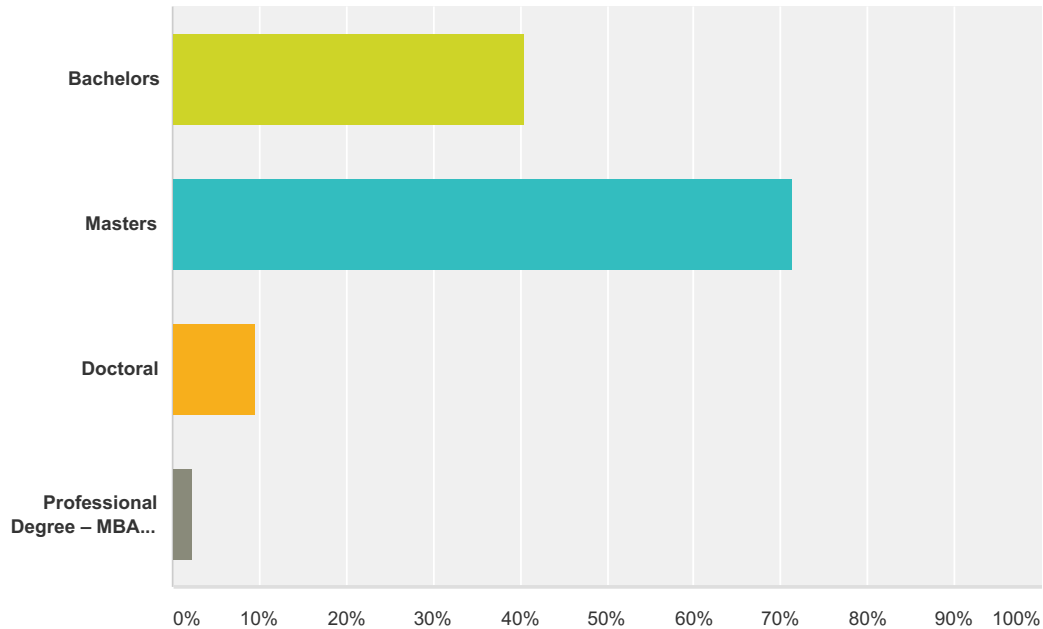
Answered: 36 Skipped: 10



Answer Choices	Responses	
Teaching	11.11%	4
Coaching	0.00%	0
Advising	52.78%	19
Residential	8.33%	3
Administrative duties	80.56%	29
Other (please specify)	25.00%	9
Total Respondents: 36		

Q20 Which of the following best describes the education earned by the Director(s) of College Counseling? Please check all that apply.

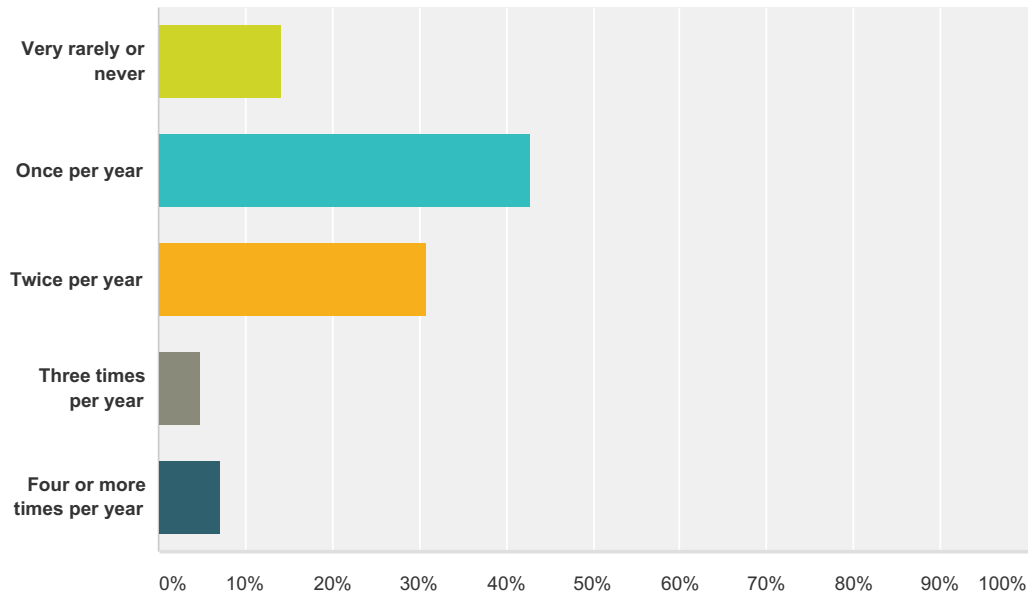
Answered: 42 Skipped: 4



Answer Choices	Responses	
Bachelors	40.48%	17
Masters	71.43%	30
Doctoral	9.52%	4
Professional Degree – MBA, JD, etc.	2.38%	1
Total Respondents: 42		

Q21 How often does the Director(s) of College Counseling report to the Board of Trustees?

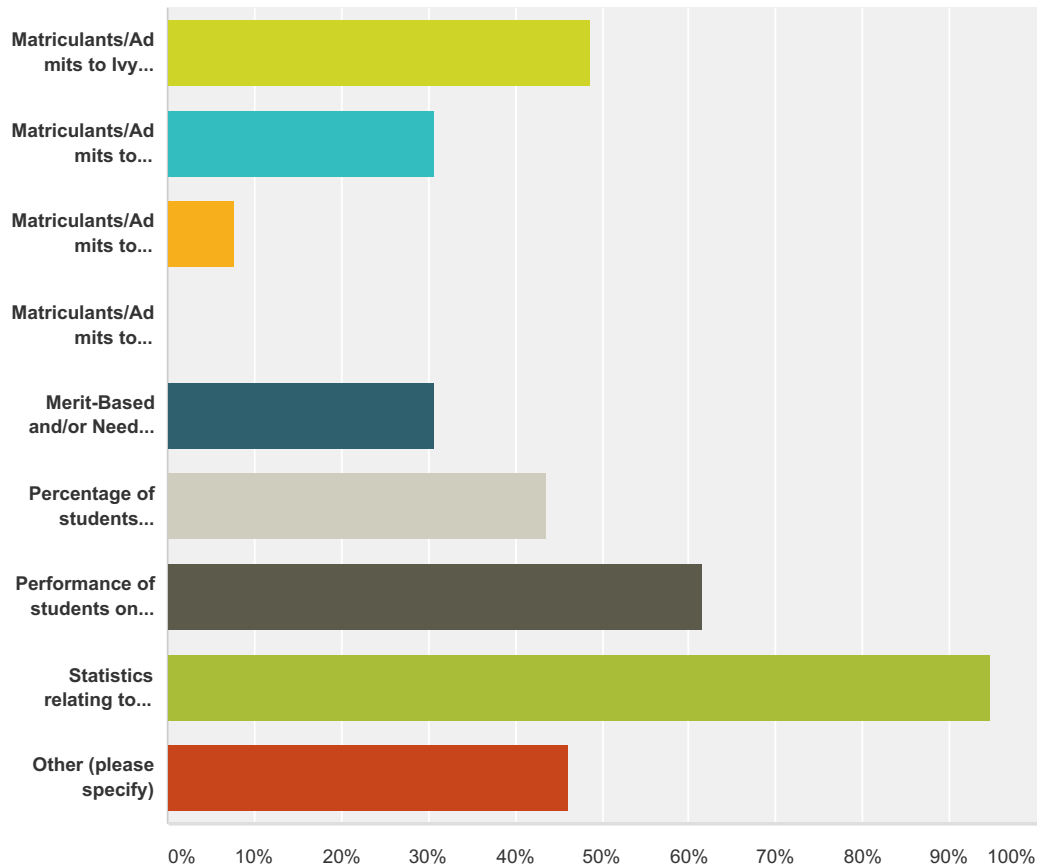
Answered: 42 Skipped: 4



Answer Choices	Responses	
Very rarely or never	14.29%	6
Once per year	42.86%	18
Twice per year	30.95%	13
Three times per year	4.76%	2
Four or more times per year	7.14%	3
Total		42

Q22 Which of the following statistics do you report to the Board of Trustees? Please check all that apply.

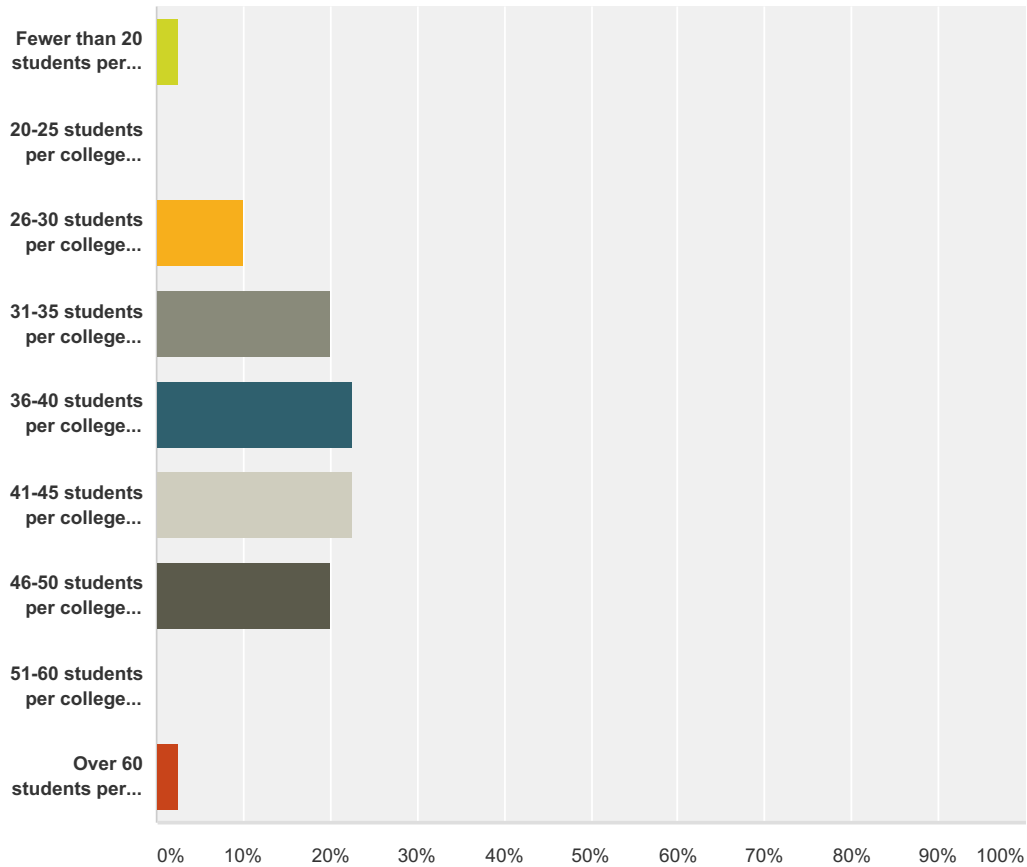
Answered: 39 Skipped: 7



Answer Choices	Responses	
Matriculants/Admits to Ivy League Institutions	48.72%	19
Matriculants/Admits to colleges based on US News rankings	30.77%	12
Matriculants/Admits to colleges based on Barron's	7.69%	3
Matriculants/Admits to colleges based on another publication (Washingtonian, Forbes, etc.)	0.00%	0
Merit-Based and/or Need Based Aid Awarded	30.77%	12
Percentage of students accepted to their first choice, second choice, etc.	43.59%	17
Performance of students on standardized tests (SATs, ACTs, PSATs, APs,)	61.54%	24
Statistics relating to Early Decision and Early Action	94.87%	37
Other (please specify)	46.15%	18
Total Respondents: 39		

Q23 Which best describes the average FTE (Full Time Equivalent) caseload in your office (i.e. # of seniors divided by the number of FTE college counselors)?

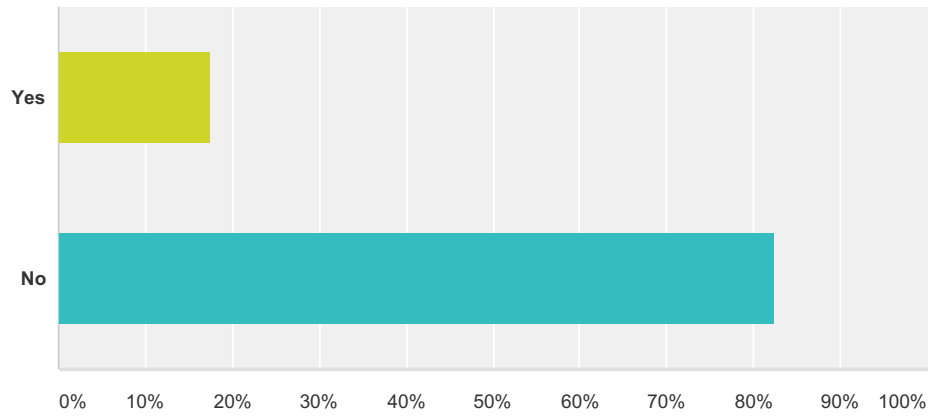
Answered: 40 Skipped: 6



Answer Choices	Responses	
Fewer than 20 students per college counselor	2.50%	1
20-25 students per college counselor	0.00%	0
26-30 students per college counselor	10.00%	4
31-35 students per college counselor	20.00%	8
36-40 students per college counselor	22.50%	9
41-45 students per college counselor	22.50%	9
46-50 students per college counselor	20.00%	8
51-60 students per college counselor	0.00%	0
Over 60 students per college counselor	2.50%	1
Total		40

Q24 Does the Director of College Counseling have a reduced caseload?

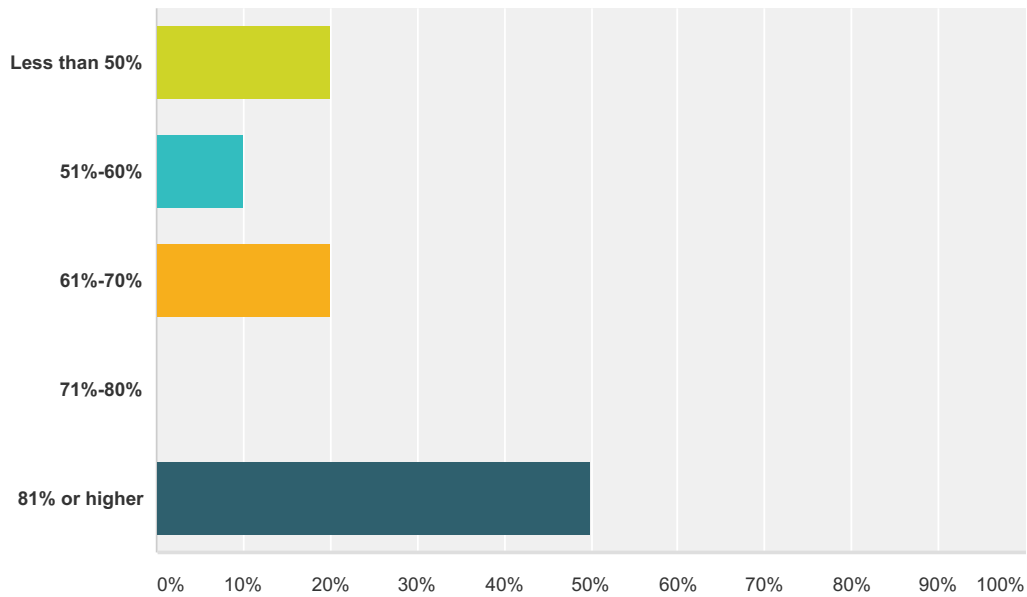
Answered: 40 Skipped: 6



Answer Choices	Responses	
Yes	17.50%	7
No	82.50%	33
Total		40

Q25 If so, approximately what percentage of students does the Director have in comparison to the other FTEs in the office? (Example: if the full time caseload is 60, and the Director has 45, then the Director has 75% of the typical FTE's caseload.)

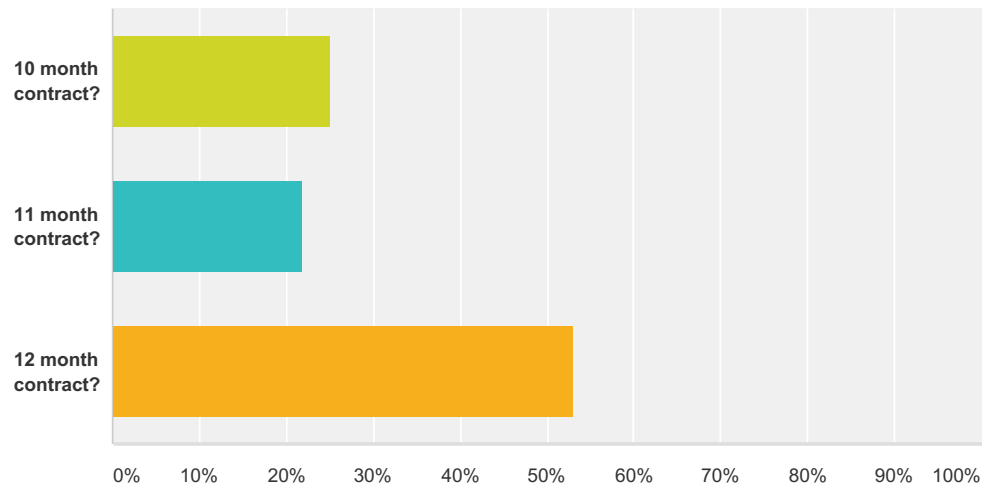
Answered: 10 Skipped: 36



Answer Choices	Responses
Less than 50%	20.00% 2
51%-60%	10.00% 1
61%-70%	20.00% 2
71%-80%	0.00% 0
81% or higher	50.00% 5
Total	10

Q26 Are other full-time college counselors on a

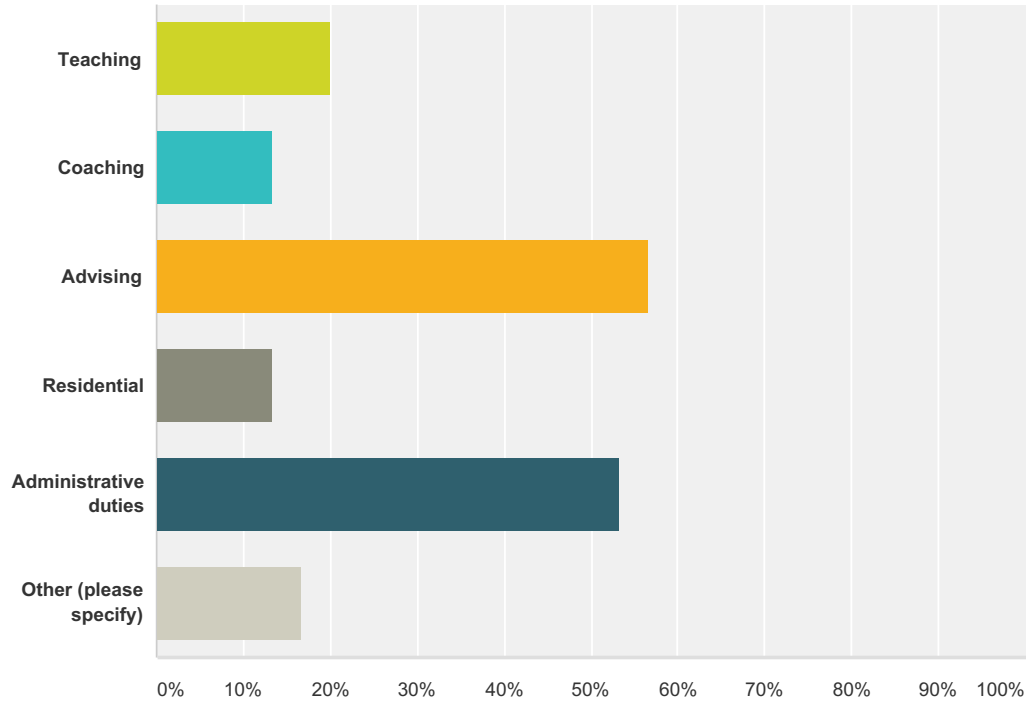
Answered: 32 Skipped: 14



Answer Choices	Responses	
10 month contract?	25.00%	8
11 month contract?	21.88%	7
12 month contract?	53.13%	17
Total		32

Q27 What other responsibilities do your other full-time counselors have? Please check all that apply.

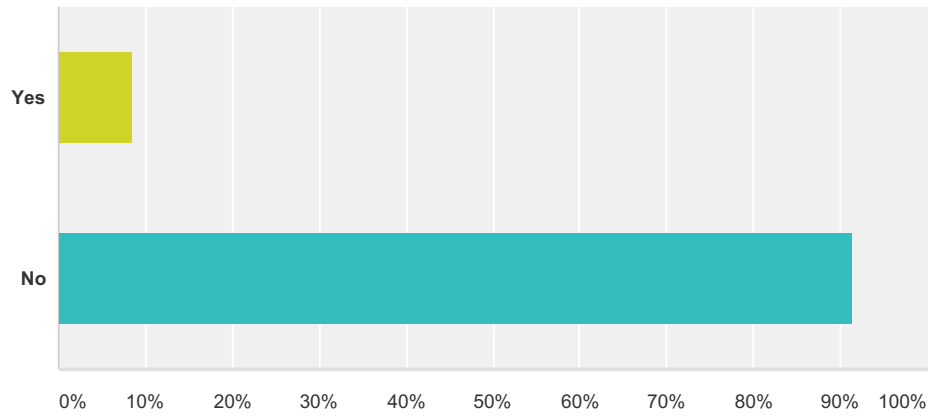
Answered: 30 Skipped: 16



Answer Choices	Responses	
Teaching	20.00%	6
Coaching	13.33%	4
Advising	56.67%	17
Residential	13.33%	4
Administrative duties	53.33%	16
Other (please specify)	16.67%	5
Total Respondents: 30		

Q28 Does the compensation for your other counselors include housing?

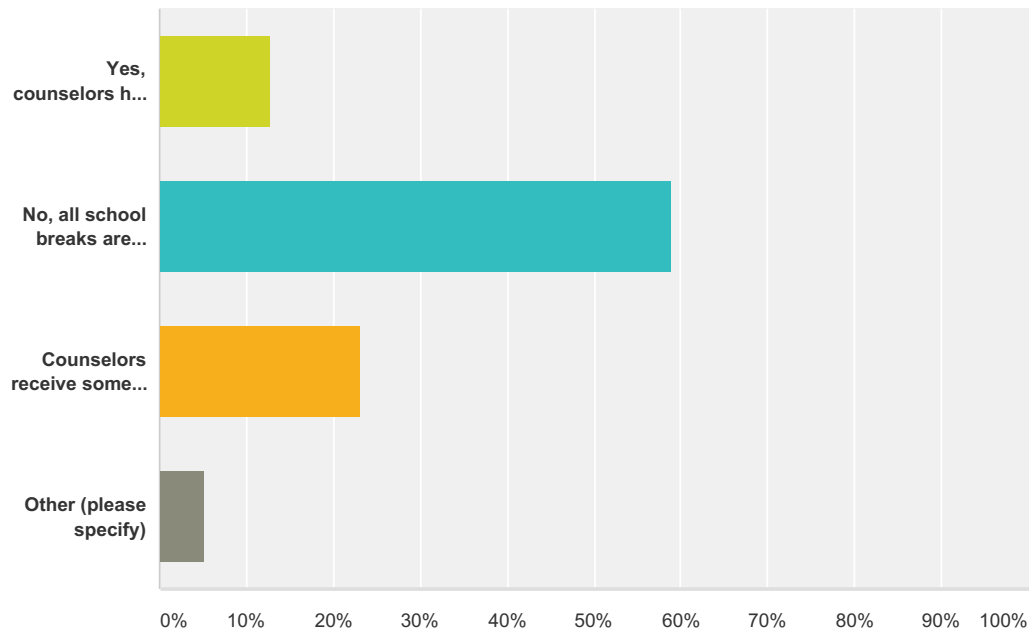
Answered: 35 Skipped: 11



Answer Choices	Responses	
Yes	8.57%	3
No	91.43%	32
Total		35

Q29 Do college counselors have to use vacation days during school breaks?

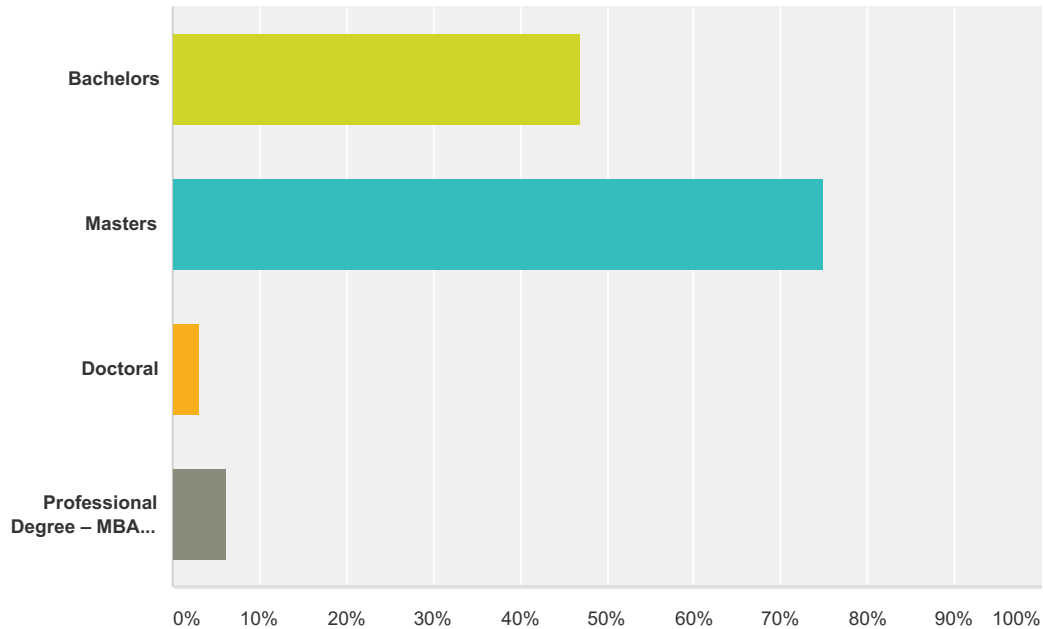
Answered: 39 Skipped: 7



Answer Choices	Responses	
Yes, counselors have to use vacation days since breaks are not included as time off	12.82%	5
No, all school breaks are included as time off	58.97%	23
Counselors receive some "free" days off during schools breaks, but otherwise have to use vacation days	23.08%	9
Other (please specify)	5.13%	2
Total		39

Q30 Which of the following best describes the education earned by other full-time college counselors in your office? Please check all that apply.

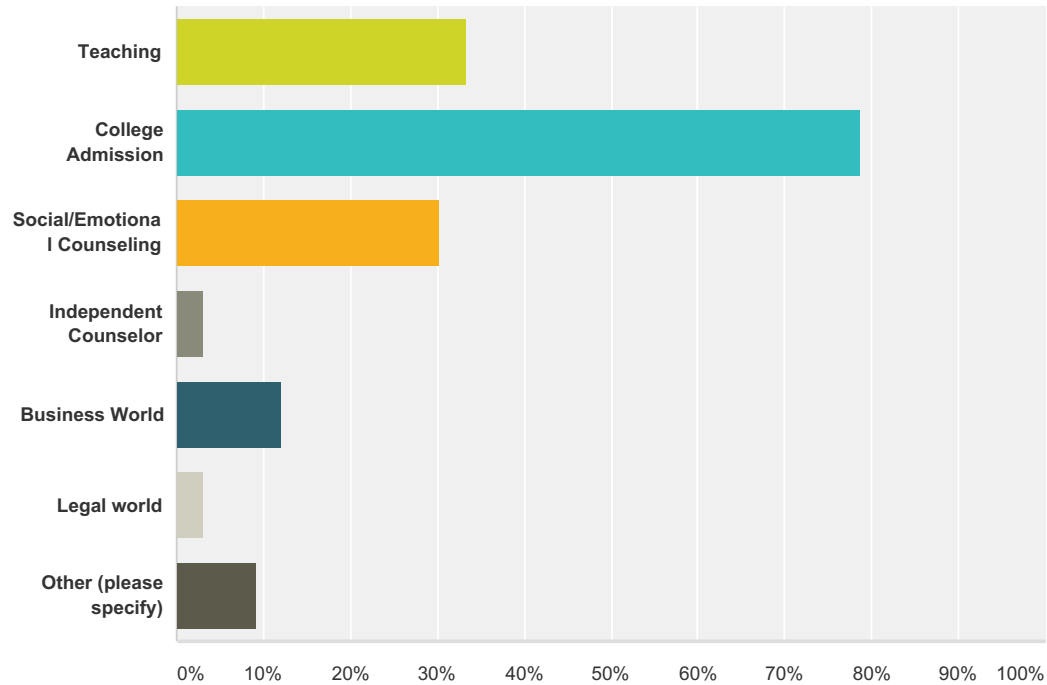
Answered: 32 Skipped: 14



Answer Choices	Responses	
Bachelors	46.88%	15
Masters	75.00%	24
Doctoral	3.13%	1
Professional Degree – MBA, JD, etc.	6.25%	2
Total Respondents: 32		

**Q31 Which of the following best describes the occupational background of other full-time college counselors in your office?
Please check all that apply.**

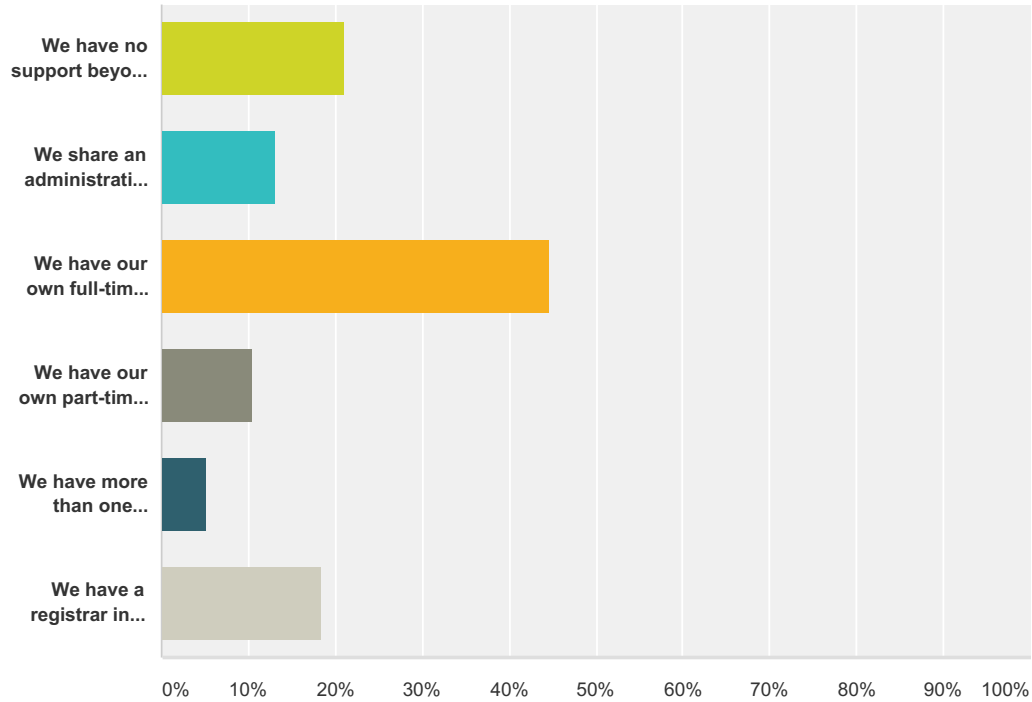
Answered: 33 Skipped: 13



Answer Choices	Responses	
Teaching	33.33%	11
College Admission	78.79%	26
Social/Emotional Counseling	30.30%	10
Independent Counselor	3.03%	1
Business World	12.12%	4
Legal world	3.03%	1
Other (please specify)	9.09%	3
Total Respondents: 33		

**Q32 Which of the following best describes the support staff available to your office?
Please check all that apply.**

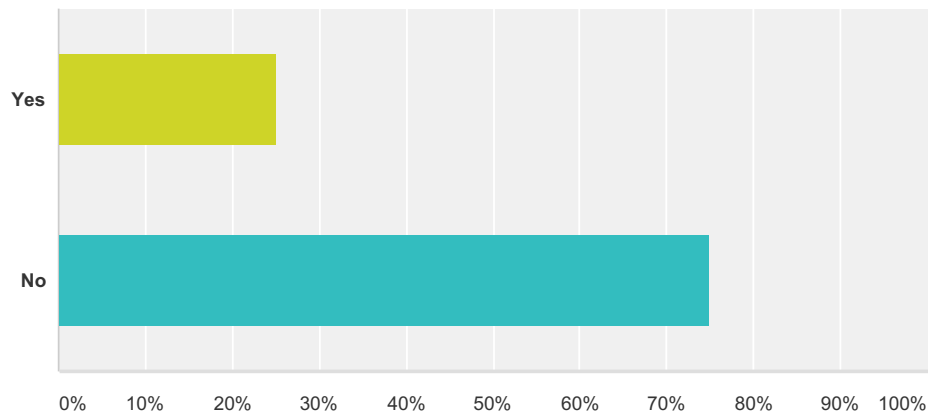
Answered: 38 Skipped: 8



Answer Choices	Responses	
We have no support beyond the counselor or counselors	21.05%	8
We share an administrative assistant with another office	13.16%	5
We have our own full-time administrative assistant	44.74%	17
We have our own part-time administrative assistant	10.53%	4
We have more than one administrative assistant	5.26%	2
We have a registrar in addition to an administrative assistant	18.42%	7
Total Respondents: 38		

Q33 Does your school use its own Secondary School Report?

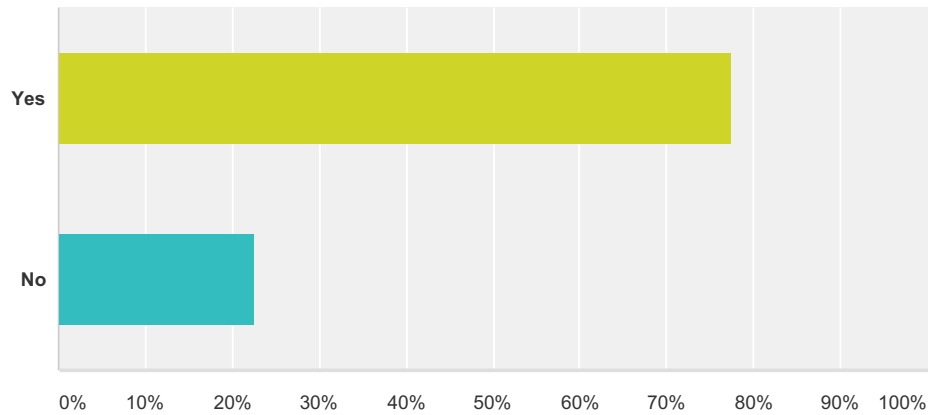
Answered: 40 Skipped: 6



Answer Choices	Responses	
Yes	25.00%	10
No	75.00%	30
Total		40

Q34 Do you evaluate the rigor of a student's curriculum, either on your own SSR or on the Common Application?

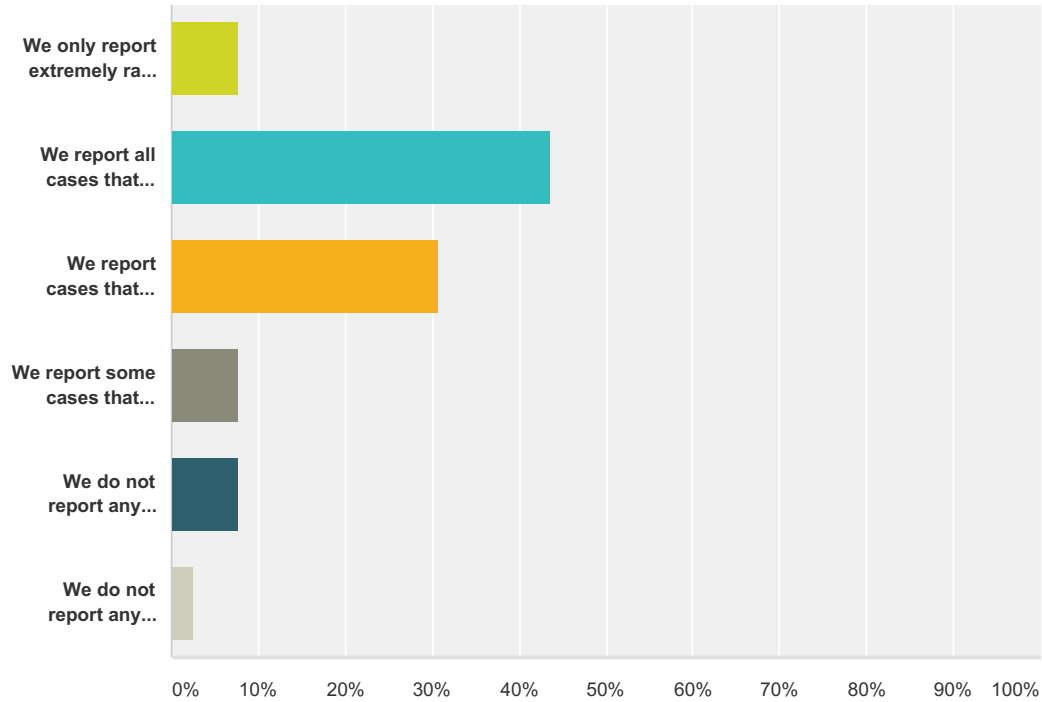
Answered: 40 Skipped: 6



Answer Choices	Responses	
Yes	77.50%	31
No	22.50%	9
Total		40

Q35 Which best describes your school's policy on the disclosure of discipline to colleges:

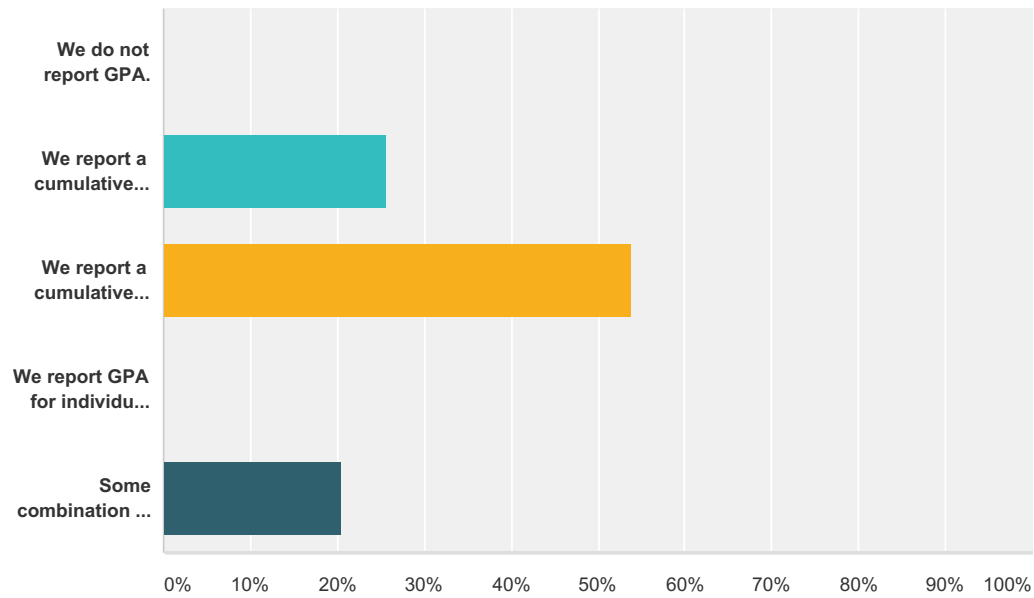
Answered: 39 Skipped: 7



Answer Choices	Responses
We only report extremely rare cases and/or repeated cases.	7.69% 3
We report all cases that result in probation, suspension or expulsion.	43.59% 17
We report cases that result in probation, suspension or expulsion to those colleges that ask.	30.77% 12
We report some cases that result in probation, suspension or expulsion, but not all cases; we decide as a school which types of infractions are pertinent to colleges.	7.69% 3
We do not report any discipline but encourage our students to answer all questions honestly.	7.69% 3
We do not report any discipline.	2.56% 1
Total	39

Q36 Which best describes your school's policy regarding the reporting of GPAs?

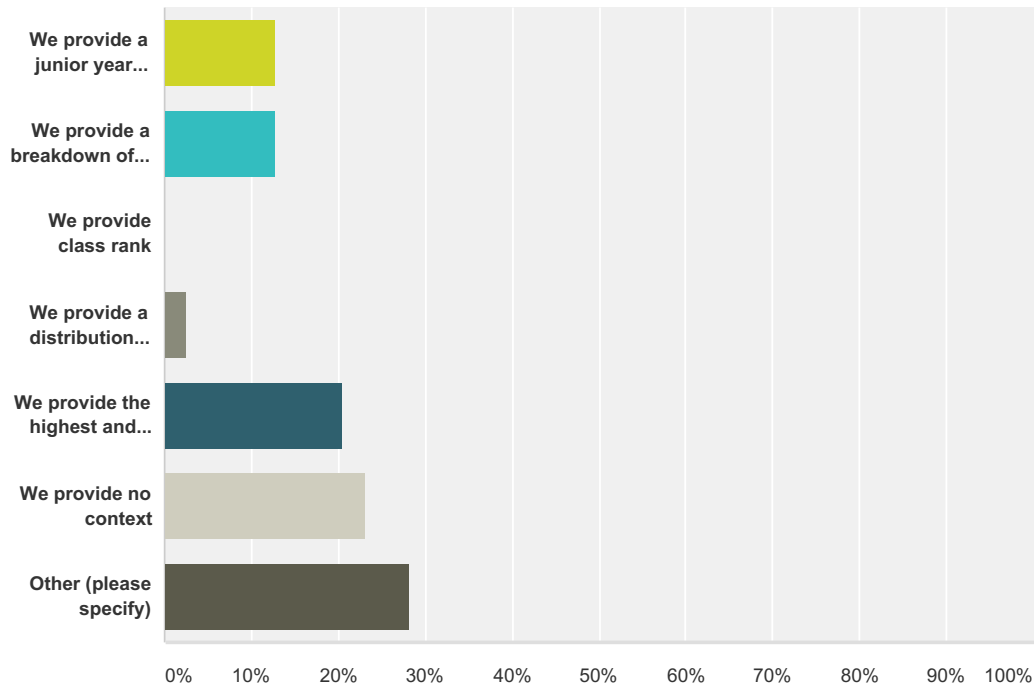
Answered: 39 Skipped: 7



Answer Choices	Responses	
We do not report GPA.	0.00%	0
We report a cumulative unweighted GPA.	25.64%	10
We report a cumulative weighted GPA.	53.85%	21
We report GPA for individual terms/years but not a cumulative one.	0.00%	0
Some combination of three above options.	20.51%	8
Total		39

Q37 Which of the following best describes the way in which you provide context about your school's grading?

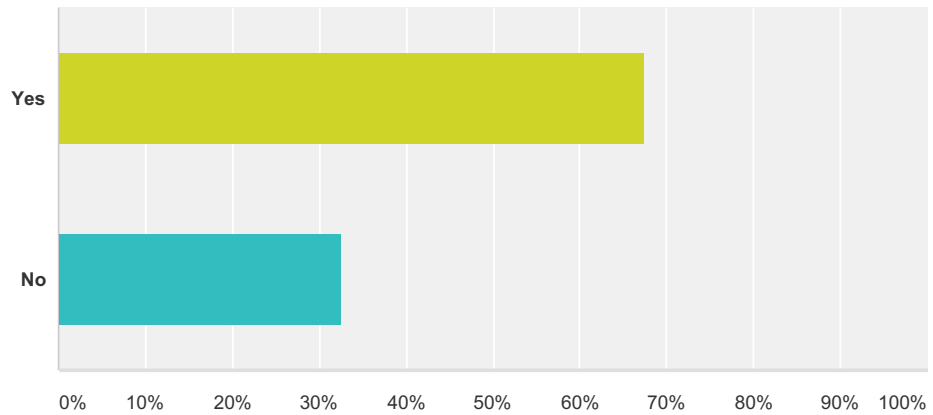
Answered: 39 Skipped: 7



Answer Choices	Responses	
We provide a junior year grade distribution by course	12.82%	5
We provide a breakdown of cumulative GPAs	12.82%	5
We provide class rank	0.00%	0
We provide a distribution for grades earned in junior classes only	2.56%	1
We provide the highest and lowest GPA	20.51%	8
We provide no context	23.08%	9
Other (please specify)	28.21%	11
Total		39

Q38 Do college counselors in your office take days out of the office as “writing days”?

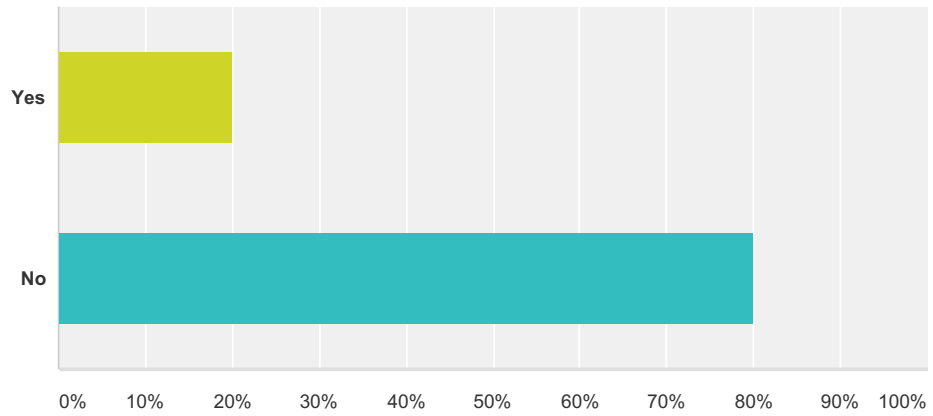
Answered: 40 Skipped: 6



Answer Choices	Responses	
Yes	67.50%	27
No	32.50%	13
Total		40

Q39 Do you limit the number of applications a student can submit?

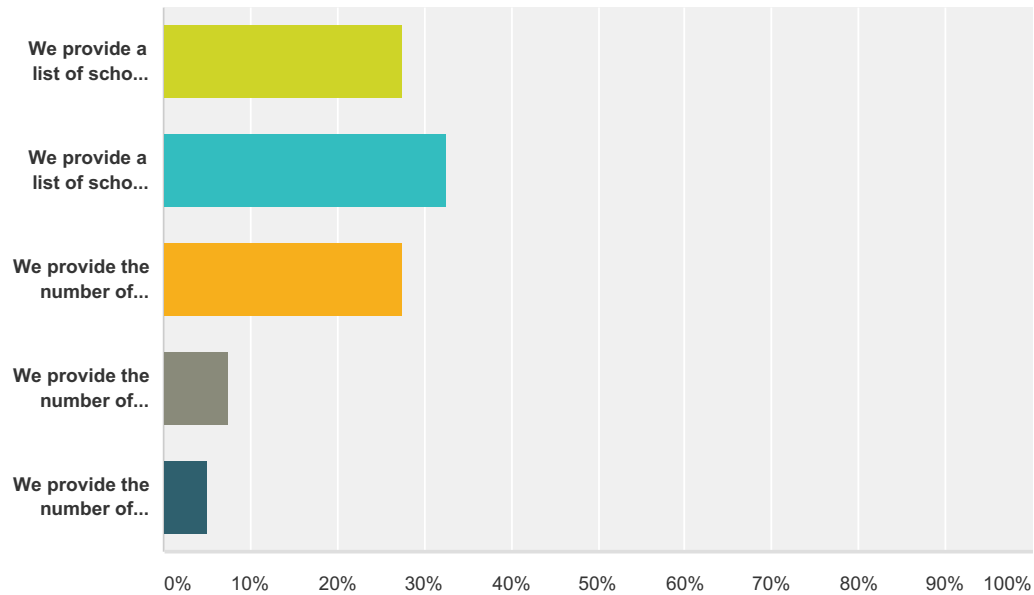
Answered: 40 Skipped: 6



Answer Choices	Responses	
Yes	20.00%	8
No	80.00%	32
Total		40

Q40 Which best describes the matriculation information that your school provides publicly?

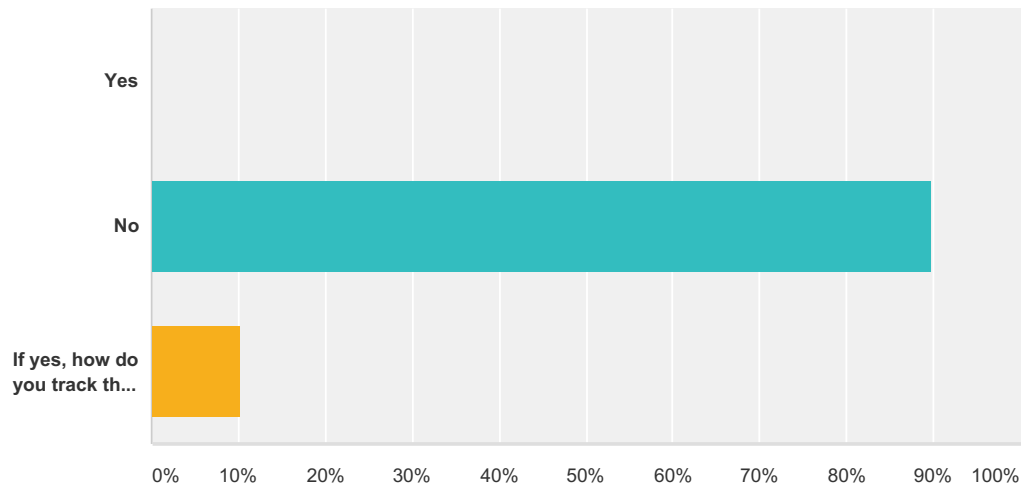
Answered: 40 Skipped: 6



Answer Choices	Responses	
We provide a list of schools to which our students have been accepted over a span of years	27.50%	11
We provide a list of schools to which our students have matriculated over a span of years	32.50%	13
We provide the number of actual matriculants to schools over a span of years	27.50%	11
We provide the number of actual matriculants to schools for each graduating class	7.50%	3
We provide the number of actual matriculants to schools for each class and over a span of years	5.00%	2
Total		40

Q41 Do you track your graduates' performance while in college?

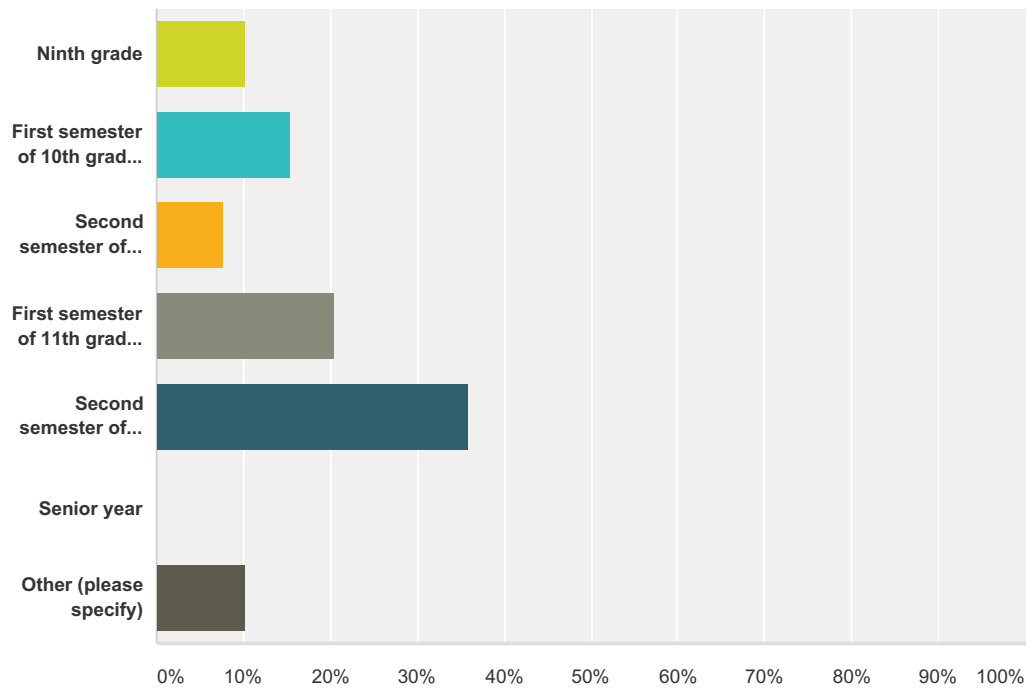
Answered: 39 Skipped: 7



Answer Choices	Responses	
Yes	0.00%	0
No	89.74%	35
If yes, how do you track this data?	10.26%	4
Total		39

Q42 When do you assign students to counselors?

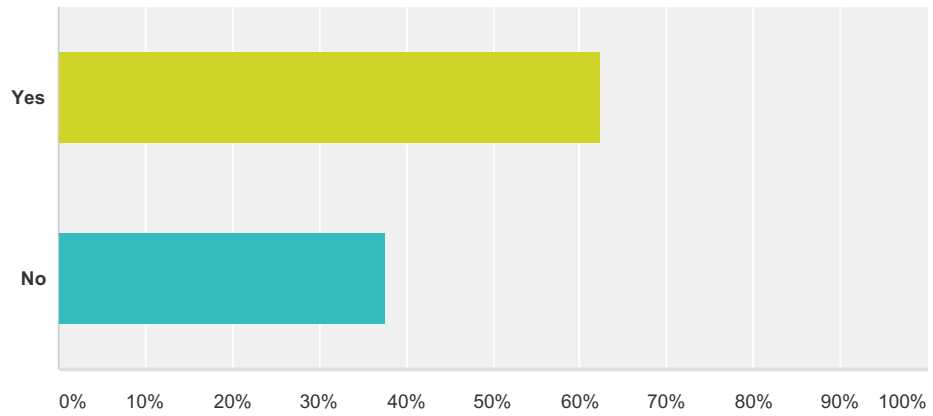
Answered: 39 Skipped: 7



Answer Choices	Responses
Ninth grade	10.26% 4
First semester of 10th grade year	15.38% 6
Second semester of 10th grade year	7.69% 3
First semester of 11th grade year	20.51% 8
Second semester of 11th grade year	35.90% 14
Senior year	0.00% 0
Other (please specify)	10.26% 4
Total	39

Q43 Does your office run a college counseling class?

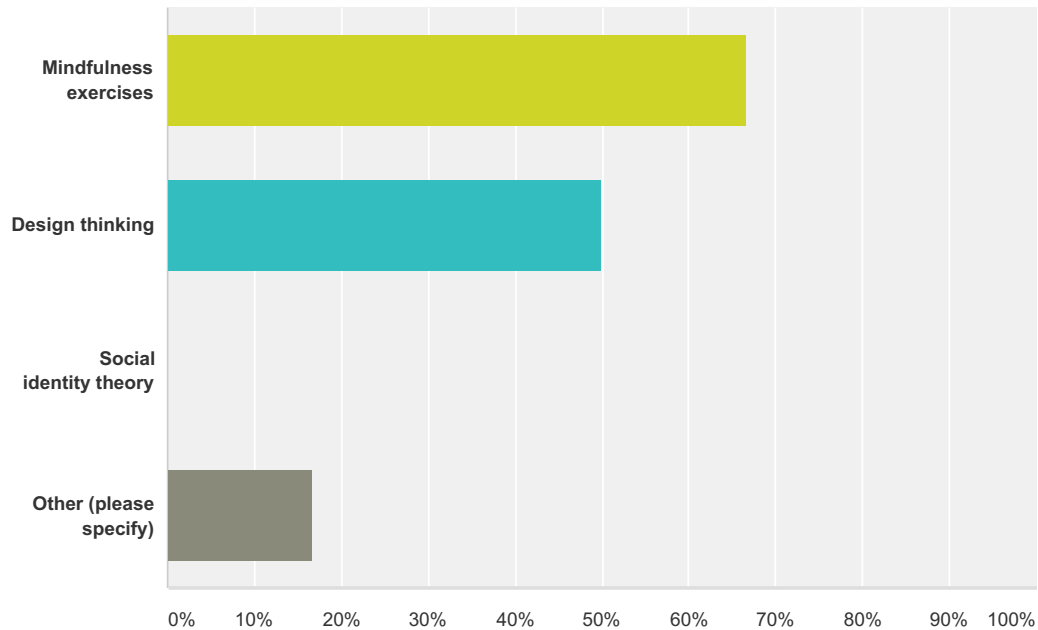
Answered: 40 Skipped: 6



Answer Choices	Responses	
Yes	62.50%	25
No	37.50%	15
Total		40

Q44 Does your office use any of the following practices in working with families?

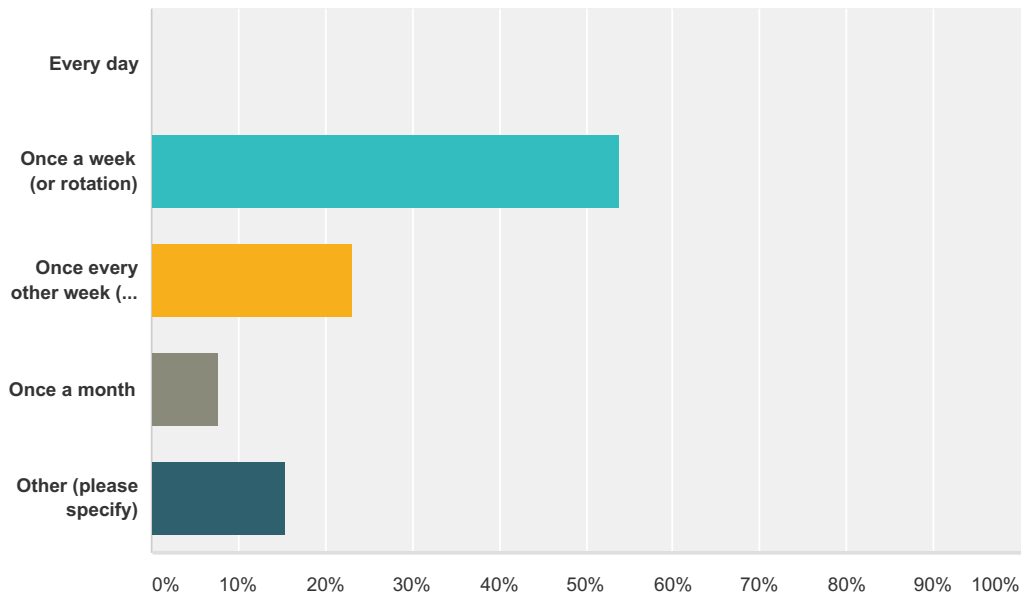
Answered: 6 Skipped: 40



Answer Choices	Responses
Mindfulness exercises	66.67% 4
Design thinking	50.00% 3
Social identity theory	0.00% 0
Other (please specify)	16.67% 1
Total Respondents: 6	

Q45 If you run a college counseling class, how frequently do you meet with students?

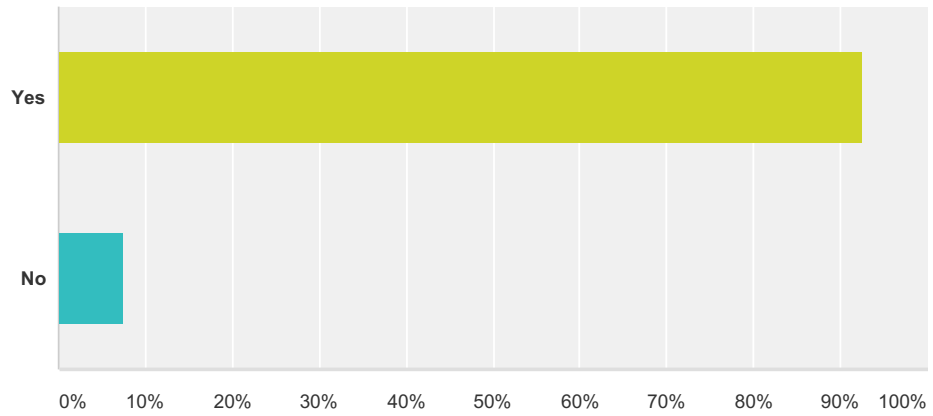
Answered: 26 Skipped: 20



Answer Choices	Responses	
Every day	0.00%	0
Once a week (or rotation)	53.85%	14
Once every other week (or rotation)	23.08%	6
Once a month	7.69%	2
Other (please specify)	15.38%	4
Total		26

Q46 Do you host a financial aid event on-campus?

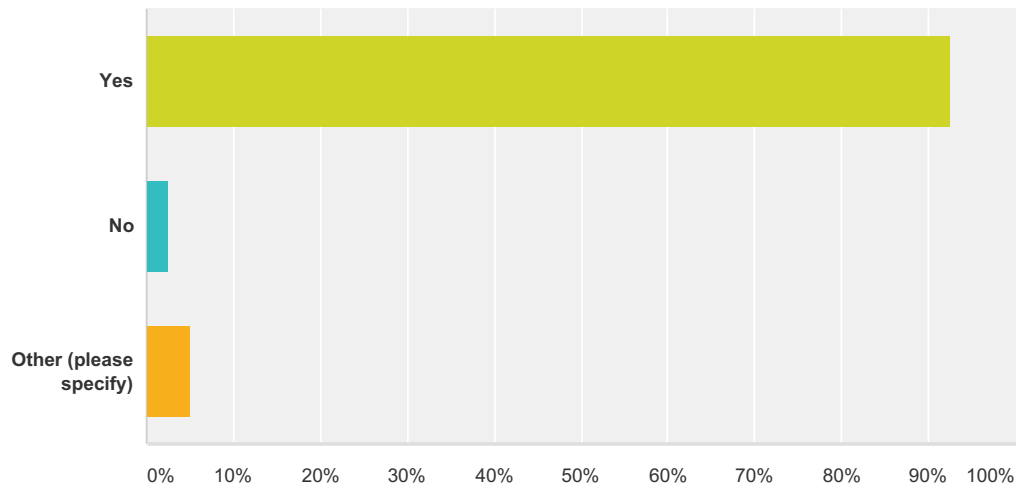
Answered: 40 Skipped: 6



Answer Choices	Responses	
Yes	92.50%	37
No	7.50%	3
Total		40

Q47 Do you discuss financial aid with students and families directly?

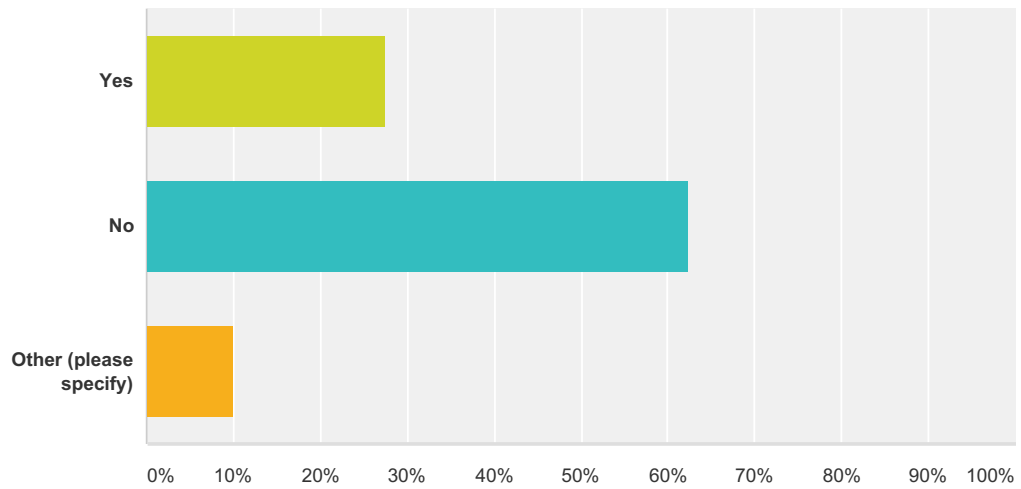
Answered: 40 Skipped: 6



Answer Choices	Responses	
Yes	92.50%	37
No	2.50%	1
Other (please specify)	5.00%	2
Total		40

Q48 Does your school provide test preparation in-house?

Answered: 40 Skipped: 6



Answer Choices	Responses	
Yes	27.50%	11
No	62.50%	25
Other (please specify)	10.00%	4
Total		40